

EK
ORDER
Metra
THE INSTALLER'S CHOICE

METRAONLINE

DEAR CUSTOMERS AND FRIENDS,

Dear customers and friends,

Metra Electronics® is proud to celebrate its 72nd anniversary in the 6 volt/12 volt industry for autosound and aftermarket mobile electronics. While the industry is rapidly changing, Metra's focus remains the same; developing innovative cutting-edge solutions while staying true to our core values. This intense focus has kept us ahead of the pack for our entire history, as we continue to design, manufacture and deliver the finest in automotive parts and accessories on the market today. While some may fear the quickly evolving industry and technological challenges presented, we've embraced these issues as opportunities to evolve into new areas of business. To stay relevant, we must all continue to learn and adapt to the changing times and technology. Metra is well positioned to help your business take that next step to prepare, evolve and thrive in the mobile electronics industry.

In addition to the numerous dash kits we release throughout the year, our latest TurboTouch™ kit line with built-in color LCD touchscreens continues to expand to cover more even vehicle applications. Our new TurboTactile™ kits with hard buttons and an OEM style look will also be available soon! This revolutionary technology communicates with the vehicle CAN Bus and includes an integrated interface to retain and control most of the vehicle personalization settings and features. We've also added more vehicle-specific speaker adapters to ensure a perfect fit for your car audio upgrades. We continue to improve the design of many of our existing kits to fit more Double-DIN radios in popular older model vehicles. Best of all, our kits are proudly made in the USA.

This past year, our Axxess Integrate® product line introduced a wide-range of interfaces to cover even more vehicle applications, including those with MOST® and SPDIF® technology. Our interfaces include both new and improved solutions for integrating new head units but also for adding safety cameras to factory radios, retaining vehicle personalization options and more. The AX-DSP Digital Signal Processor quickly became a popular offering for installers, now with even more vehicle-specific T-harnesses and packages that allow for the easiest installation process possible. The AX-DSP is ideal when adding aftermarket speakers and amplifiers to a factory system and was one of the first to be offered as a cost-effective alternative for improving a vehicle sound system.

As the aftermarket powersports and marine industries continue to gain popularity, we've tapped into this growing market with our latest Metra PowerSports® and Metra Marine® lines. Our latest offerings include weatherproof micro-amplifiers, car speakers, Bluetooth controllers, pod light kits, motorcycle amp kits, saddle bag speaker covers and more.

Heise LED Lighting Systems® has become well-known for their rugged, torture-tested LED lights that are now a household name among drivers. We're excited to offer even more solutions for the off-road, motorcycle or boating enthusiast, in addition to our smaller base replacement headlight kits and new Municipality Series lights engineered for government and commercial fleets. For Jeep fans, we've introduced even more lighting products and brackets designed specifically for both older and current model Jeeps.

Our iBEAM Vehicle Safety Systems® brand has also developed many new universal solutions that will allow installers to update any vehicle to use top-of-the-line technology for ADAS, blind spot detection, power lift gates and high-resolution monitoring. From daily drivers to commercial fleets, our full line will now cover all of your customer's safety needs.

Finally, our Install Bay line continues to add stronger offerings of much needed accessories such as wiring, switches and much, much more. The Install Bay® continues to supply everything needed for a top notch install. We thank you all for your support and feedback over the years. Metra is here to help in any way. Thank you dear friends and loyal customers for once again keeping Metra "The Installer's Choice" for 72 great years!

Warmest regards,



Bill Jones
President/CEO
Metra Electronics Corporation



Metra®

THE INSTALLER'S CHOICE

CORPORATE MISSION

To enthusiastically and aggressively approach any opportunity to utilize our braintrusts, facilities, strategies, alliances and capital for the advancement of our employees and stakeholders.

There will be no limitations as we strive to create, innovate, manufacture and deliver high quality, good value products to not only satisfy but also astonish our customers.

By following our vision and attaining high levels of honesty and integrity, we will experience the joy of competition and winning.

HOW TO USE THE METRA CATALOG

To find a product by part #, look it up in the Product Locator on pages 370-396.

To search for a product by application, find the vehicle in question in the Application Guides on pages 177 -299 and then use the Product Locator on pages 370-396.

TABLE OF CONTENTS

Turbo Kits	1-110
Multi-Kit Reference Guide.....	111-115
Merchandise	116
Turbo Wires.....	117-142
Installer Works.....	143-152
AntennaWorks®	153-175
Application Guide	177-299
Speaker Application Guide.....	300-369
Product Locator.....	370-396
Terms and Conditions.....	396

Metra's Turbo Kits are manufactured of OEM-quality ABS plastic and designed with exacting tolerances. Each matches the factory dash contours perfectly - with no gaps between the dash and the kit. From basic to custom installs, perfection starts here.

Turbo *Kits*[®]



99-6000

CHRYSLER | PLYMOUTH | DODGE | JEEP
EAGLE **Multi-Kit** 1974-2003**

- Includes add-on corner support components that eliminate any flexing or rocking of the kit
- Molded under-radio CD jewel case pocket
- See Multi-Kit guide or Application Chart of this catalog for applications



99-6229

CHRYSLER | PLYMOUTH | DODGE | JEEP
Multi-Kit 1974-2003**

- Includes easy-to-use instructions and hardware
- Specifically designed for Chrysler, Plymouth and Dodge vehicles
- See Multi-Kit guide or Application Chart of this catalog for applications



99-6500

CHRYSLER | PLYMOUTH | DODGE | JEEP | EAGLE
FORD | LINCOLN | MERCURY **Multi-Kit** 1974-2003**

- Includes alignment pins for fast, positive installation in Chrysler, Plymouth and Dodge vehicles
- See Multi-Kit guide or Application Chart of this catalog for applications



99-6501

CHRYSLER | PLYMOUTH | DODGE | JEEP | EAGLE |
FORD | LINCOLN | MERCURY **Multi-Kit** 1974-2003**

- Includes recessed Single-DIN opening with adjustable depth feature
- Designed to ISO mount radios with ISO trim ring
- Radio side support is provided by our patented "Side Arm Support System™"



99-6502

CHRYSLER **Cirrus** | DODGE **Stratus 1995-2000**
PLYMOUTH **Breeze 1996-1999**
CHRYSLER **Sebring Convertible 1996-2000**

- Includes recessed Single-DIN opening



99-6503

JEEP | CHRYSLER | PLYMOUTH | DODGE
Multi-Kit 1998-2009**

- Special design accommodates Single-DIN radios
- Bolts directly to factory radio mounting locations
- See Multi-Kit guide or Application Chart of this catalog for applications



99-6504

JEEP | CHRYSLER | PLYMOUTH | DODGE
Multi-Kit 1998-2009**

- Specially designed for ISO mount radios
- Comes with under-radio CD jewel case pocket
- See Multi-Kit guide or Application Chart of this catalog for applications



99-6505

CHRYSLER | JEEP | DODGE | PLYMOUTH
Multi-Kit 1998-2009**

- Metra's patented snap-in ISO support system
- Recessed Single-DIN mount
- ISO trim ring
- See Multi-Kit guide or Application Chart of this catalog for applications



95-6506B

CHRYSLER **Pacifica 2004-2008**

- Designed specifically for the installation of Double-DIN radios
- Painted scratch resistant matte black

**See Multi-Kit guide or Application Chart of this catalog for applications



CHRYSLER + JEEP + DODGE + RAM + FIAT

 Manufactured under one or more of the following U.S. Patents and pending applications #D531879



99-6506

CHRYSLER **Pacifica 2004-2008**

- Holds either Single-DIN or ISO DIN units
- Metra's patented quick release snap-in ISO mounting system with ISO trim ring



99-6507

CHRYSLER | DODGE | JEEP **Multi-Kit** 2004-2010**

- Metra's patented quick release snap-in ISO mounting system with ISO trim ring
- Under radio pocket
- Recessed Single-DIN mount



99-6509

DODGE **Sprinter 2003-2006**

FREIGHTLINER **Sprinter 2003-2006**

- High-grade ABS plastic - contoured and textured to compliment factory dash



99-6510



CHRYSLER | DODGE | JEEP **Multi-Kit** 2004-2008**

- Designed specifically to replace Chrysler navigation radios
- Includes parts for installation of Double-DIN radios



95-6511



CHRYSLER | DODGE | JEEP **Multi-Kit** 2007-UP***

- New design allows for better fit of standard Double-DIN radios and includes secondary parts for short-nosed radio faces
- For classic design, use 95-6511-17



99-6511

CHRYSLER | DODGE | JEEP **Multi-Kit** 2007-UP***

- Metra's patented quick release snap-in ISO mounting system with ISO trim ring
- Recessed Single-DIN opening



99-6512



DODGE **Sprinter 2007-2009**
 FREIGHTLINER **Sprinter 2007-UP***
 MERCEDES **Sprinter 2010-UP***

- Metra's patented quick release snap-in ISO mounting system with ISO trim ring
- Recessed Single-DIN opening
- Includes parts for installation of Double-DIN radios



95-6513B



JEEP **Grand Cherokee 2011-2013**
 DODGE **Durango 2011-2013**

- For installation of Double-DIN use 95-6513B
- For installation of Single-DIN use 99-6513B
- Painted matte black to match factory color and finish



99-6513B



JEEP **Grand Cherokee 2011-2013**
 DODGE **Durango 2011-2013**

- For installation of Double-DIN use 95-6513B
- For installation of Single-DIN use 99-6513B
- Painted matte black to match factory color and finish

Climate controls down low allow space for Double-DIN radio



Included interface retains factory 4.3" touch screen



99-6514B



DODGE Charger 2011-2014

- Designed with an included interface to retain the factory screen and place the aftermarket unit in the original climate control locations

- Backlit, rubber buttons to control climate functions or just control them from the factory touchscreen
- Interface also provides a video input to the factory 4.3" screen



99-6515B



FIAT 500 2012-2015

- Designed specifically for the installation of Single-DIN aftermarket radios
- Painted scratch-resistant matte black to match factory color and finish



99-6515W



FIAT 500 2012-2015 (without factory NAV)

- Designed specifically for the installation of Single-DIN aftermarket radios
- Painted scratch-resistant matte white to match factory color and finish



99-6516B



CHRYSLER 300 2005-2007

- The larger panel is painted matte black and replaces the need for the OEM NAV panel
- The included 99-6510 mounting kit makes this an all-in-one solution



95-6517HG



DODGE Dart 2013-2016 (without factory 8.4" screen)

- Double-DIN installations
- Painted high gloss black to match the factory color and finish
- Use XSVI-6523-NAV harness and 40-EU55 antenna adapter for a complete installation (sold separately)



Manufactured under one or more of the following U.S. Patents and pending applications: #D725096

99-6517HG



DODGE Dart 2013-2016 (without factory 8.4" screen)

- Pocket included for Single-DIN installations
- Painted high gloss black to match the factory color and finish
- Use XSVI-6523-NAV harness and 40-EU55 antenna adapter for a complete installation (sold separately)



95-6518B



CHRYSLER | JEEP | RAM Multi-Kit 2013-UP*** (without factory 8.4" screen)

- Double-DIN installations
- Painted scratch-resistant matte black
- Use XSVI-6523-NAV harness and 40-EU55 antenna adapter for a complete installation (sold separately)



Manufactured under one or more of the following U.S. Patents and pending applications: #D770459

99-6518B



CHRYSLER | JEEP | RAM Multi-Kit 2013-UP*** (without factory 8.4" screen)

- Pocket included for Single-DIN installations
- Painted scratch-resistant matte black
- Use XSVI-6523-NAV harness and 40-EU55 antenna adapter for a complete installation (sold separately)

**See Multi-Kit guide or Application Chart of this catalog for applications




CHRYSLER + JEEP + DODGE + RAM + FIAT



Manufactured under one or more of the following U.S. Patents and pending applications: #D769862

99-6519B P D

- DODGE Charger 2005-2007** (without factory NAV)
- Painted matte black and replaces the need for the OEM NAV panel
 - Includes the 99-6510 mounting kit
 - Use CHT0-01 harness and 40-CR10 antenna adapter for a complete installation (sold separately)



Manufactured under one or more of the following U.S. Patents and pending applications:

99-6519S P D

- DODGE Charger 2005-2007** (without factory NAV)
- Painted silver and replaces the need for the OEM NAV panel
 - Includes the 99-6510 mounting kit
 - Use CHT0-01 harness and 40-CR10 antenna adapter for a complete installation (sold separately)



Manufactured under one or more of the following U.S. Patents and pending applications:

99-6519CF P D

- DODGE Charger 2005-2007** (without factory NAV)
- Finished in carbon fiber and replaces the need for OEM NAV panel
 - Includes the 99-6510 mounting kit
 - Use CHT0-01 harness and 40-CR10 antenna adapter for a complete installation (sold separately)



Manufactured under one or more of the following U.S. Patents and pending applications: #D755778

Manufactured under one or more of the following U.S. Patents and pending applications: #D768126

Integrated buttons and included interface retain most climate functions

99-6520B Turbo P D

- DODGE Journey 2011-UP*** (With factory 4.3" screen)
- Includes interface to retain factory 4.3 inch screen
 - Intelligent design uses space into the center console for a simple installation
 - New backlit, rubber buttons to control climate functions or control from the factory touchscreen
 - Use 40-EU10 antenna adapter for a complete installation (sold separately)



95-6521B P D

- FIAT 500L 2014-UP***
- Double-DIN installations
 - Painted scratch-resistant matte black



99-6521B P

- FIAT 500L 2014-UP***
- Pocket included for Single-DIN installations
 - Painted scratch-resistant matte black



95-6522B P D

- DODGE Ram 1500 2002-2005**
Ram 2500 | 3500 2003-2005
- Designed for installation of Double-DIN radios
 - Custom redesigned factory dash piece with Double-DIN opening
 - No glue required
 - Use 70-6502 harness and 40-CR10 antenna adapter for a complete installation (sold separately)



MOBU-95-6522 P D

- DODGE Ram 1500 2002-2005**
Ram 2500 | 3500 2003-2005
- Specifically designed for Double-DIN installations
 - Dipped Mossy Oak Break-Up Country® Camo pattern
 - No glue required
 - Use 70-6502 harness and 40-CR10 antenna adapter for a complete installation (sold separately)



RTX-95-6522 P D

- DODGE Ram 1500 2002-2005**
Ram 2500 | 3500 2003-2005
- Specifically designed for Double-DIN installations
 - Dipped Realtree Xtra® Camo pattern
 - No glue required
 - Use 70-6502 harness and 40-CR10 antenna adapter for a complete installation (sold separately)



95-6523



RAM Promaster 2014-UP*

- Specific for Double-DIN installations
- Custom texture to match factory finish



99-6523



RAM Promaster 2014-UP*

- Pocket included for Single-DIN installations
- Custom texture to match factory finish



95-6524B



JEEP Liberty 2002-2007

- Painted scratch-resistant matte black
- Specific for Double-DIN installations
- This panel replaces the factory dash panel and provides the space for a modern Double-DIN radio



MOBU-95-6524



JEEP Liberty 2002-2007

- Specifically designed for Double-DIN installations
- Dipped Mossy Oak Break-Up Country® Camo pattern
- This panel replaces the factory dash panel and provides the space for a modern Double-DIN radio



RTX-95-6524



JEEP Liberty 2002-2007

- Specifically designed for Double-DIN installations
- Dipped Realtree Xtra® Camo pattern
- This panel replaces the factory dash panel and provides the space for a modern Double-DIN radio



99-6525B



CHRYSLER 300 2011-2014

- Included interface with new technology allows retention of most necessary functions of the factory touchscreen
- Parts included for DIN or Double-DIN installations
- Painted black to match the factory color and finish



99-6525HG



CHRYSLER 300 2011-2014

- Included interface with new technology allows retention of most necessary functions of the factory touchscreen
- Parts included for DIN or Double-DIN installations
- Painted gloss black to match the factory color and finish



99-6526S



JEEP Cherokee Latitude, Limited 2014-2018

- The included interface retains climate control functions and displays status on the aftermarket radio screen
- Intended for installation of Double-DIN radios with a backup camera input
- Mechanically designed for a two-tone paint scheme to properly match the factory silver color



99-6526BZ



JEEP Cherokee Latitude Limited 2014-2018

- The included interface retains climate control functions and displays status on the aftermarket radio screen
- Intended for installation of Double-DIN radios with a backup camera input
- Mechanically designed for a two-tone paint scheme to properly match the factory bronze color

**See Multi-Kit guide or Application Chart of this catalog for applications



CHRYSLER + JEEP + DODGE + RAM + FIAT



MOBU-99-6526BZ P D

JEEP Cherokee Latitude Limited 2014-2018

- The included interface retains climate control functions and displays status on the aftermarket radio screen
- Dipped Mossy Oak Break-Up Country® Camo pattern
- Intended for installation of Double-DIN radios with backup camera input



RTX-99-6526BZ P D

JEEP Cherokee Latitude Limited 2014-2018

- The included interface retains climate control functions and displays status on the aftermarket radio screen
- Dipped Realtree Xtra® Camo pattern
- Intended for installation of Double-DIN radios with backup camera input



MOBU-99-6526S P D

JEEP Cherokee Latitude Limited 2014-2018

- The included interface retains climate control functions and displays status on the aftermarket radio screen
- Dipped Mossy Oak Break-Up Country® Camo pattern
- Intended for installation of Double-DIN radios with backup camera input



RTX-99-6526S P D

JEEP Cherokee Latitude Limited 2014-2018

- The included interface retains climate control functions and displays status on the aftermarket radio screen
- Dipped Realtree Xtra® Camo pattern
- Intended for installation of Double-DIN radios with backup camera input



99-6527B P D

RAM Truck 2013-2017 (with 8" screen)

- For ISO DIN with pocket and ISO DDIN radio provision
- Integrated 4.3 inch color touchscreen that displays the factory climate and personalization features
- Built-in ASWC-1 technology retains factory steering wheel controls
- Painted black to match the factory finish
- Antenna adapter 40-EU55 (sold separately)



95-6528B P D

DODGE Ram 1500 2006-2008

- 2500 | 3500 2006-2009**
- 2500 | 3500 Chassis Cab 2006-2010**
- Custom design allows for Double-DIN installations with minimal dash modifications
- Painted scratch-resistant matte black



MOBU-95-6528 P D

DODGE Ram 1500 2006-2008

- 2500 | 3500 2006-2009**
- 2500 | 3500 Chassis Cab 2006-2010**
- Custom design allows for Double-DIN installations with minimal dash modifications
- Dipped Mossy Oak Break-Up Country® Camo pattern



RTX-95-6528 P D

DODGE Ram 1500 2006-2008

- 2500 | 3500 2006-2009**
- 2500 | 3500 Chassis Cab 2006-2010**
- Custom design allows for Double-DIN installations with minimal dash modifications
- Dipped Realtree Xtra® Camo pattern



95-6531HG P D

RAM Promaster City 2015-UP*

- Designed specifically for the installation of ISO Double-DIN radios
- Two sets of brackets adapt and provide solid radio support
- High gloss black trim plate to match factory color and finish

 Manufactured under one or more of the following U.S. Patents and pending applications #D788766



99-6531HG

P

RAM Promaster City 2015-UP*

- Designed specifically for Single-DIN installations
- Two sets of brackets adapt and provide solid radio support
- High gloss black trim plate to match factory color and finish

 Manufactured under one or more of the following U.S. Patents and pending applications #D787401



95-6532B

P D

JEEP Renegade 2015-UP*

- Designed specifically for the installation of ISO Double-DIN radios
- Painted scratch-resistant matte black



99-6532B

P

JEEP Renegade 2015-UP*

- Designed specifically for single ISO Single-DIN installations
- Painted scratch-resistant matte black



MOBU-99-6532

P

JEEP Renegade 2015-UP*

- Designed specifically for Single-DIN installations
- Dipped Mossy Oak Break-Up Country® Camo pattern



RTX-99-6532

P

JEEP Renegade 2015-UP*

- Designed specifically for Single-DIN installations
- Dipped Realtree Xtra® Camo Camo pattern



95-6533B

P D

CHRYSLER PT Cruiser 2006-2010

DODGE Durango 2004-2007

JEEP Grand Cherokee 2005-2007

- Custom design allows for ISO Double-DIN installations
- Painted scratch-resistant matte black
- Included template to guide cutting factory dash panel



95-6534B

P D

JEEP Patriot | Compass 2007-2008
DODGE Caliber 2007-2008 (without NAV)

- Custom design allows for ISO Double-DIN installations with minimal dash modifications
- Painted scratch-resistant matte black
- Included template to guide in cutting the factory dash panel



95-6535B

P D

FIAT 500X 2016-UP*

- Radio is extended from the dash to avoid major sub-dash modifications
- Designed specifically for the installation of Double-DIN radios
- Painted scratch-resistant matte black



99-6536S

P D

JEEP Grand Cherokee 2014-2017

- Designed for ISO DIN with pocket and ISO DDIN radio provision
- Touchscreen display for climate and personalization features
- Painted: Black with silver trim
- Axxess interface and harness included
- Antenna adapter 40-EU55 (sold separately)

**See Multi-Kit guide or Application Chart of this catalog for applications



CHRYSLER + JEEP + DODGE + RAM + FIAT



99-6536BZ P D

JEEP Grand Cherokee 2014-2017

- Designed for ISO DIN with pocket and ISO DDIN radio provision
- Touchscreen display for climate and personalization features
- Painted: Bronze trim
- Axxess interface and harness included
- Antenna adapter 40-EU55 (sold separately)



99-6537B P D

DODGE Durango 2014-2017

- Designed for radio provision ISO Single-DIN with pocket and ISO Double-DIN
- HVAC Interface and Wiring Harness included
- Built-in ASWC-1 Technology Retains Factory Steering Wheel Controls
- Painted black to match factory finish
- Axxess interface and harness included
- Antenna Adapter 40-EU55 (sold separately)



99-6538B P D

CHRYSLER 200 2015-2017

- Excludes models with factory 3.0" screen
- The included interface retains climate control functions and displays the status information on the aftermarket radio screen
- For installation of Single-DIN and Double-DIN radios
- Painted scratch-resistant matte black with silver trim



95-6539 P D

DODGE Caravan | CHRYSLER Town & Country 2001-2007

- Replacement of the factory center panel allows for a Double-DIN installation
- Blank plates and stickers included to accommodate multiple trim levels
- No custom work or cutting of the factory bezel required



99-6540

DODGE Full-Size Van 1990-1997

- Professional Installer Series TurboKit includes vehicle specific trim panel and radio housing



95-6541 T P D

JEEP Wrangler 2003-2006

- Replacement of the factory center panel allows for a Double-DIN installation
- No custom work or cutting of the factory bezel required
- Textured for a clean factory appearance



95-6542 P D

DODGE Durango 1998-2000 | Dakota 1997-2000

- Unique design allows Double-DIN installation in a tight spot
- Templates are included for factory dash modifications



99-6543HG P D

CHRYSLER Pacifica (Limited, Touring) 2017-UP*

- Designed for Single-DIN with pocket and Double-DIN radio provision
- Touchscreen display for climate and personalization features
- Painted high gloss black

Note: The 360 surround camera is not supported at this time



95-6544B



FIAT 500 2016-UP*

- Specifically designed for Double-DIN installations
- Painted scratch-resistant matte black to match the factory finish



99-6544B



FIAT 500 2016-UP*

- Includes a pocket for Single-DIN installations
- Painted scratch-resistant matte black to match the factory finish



95-6545B



JEEP Compass Sport 2017.5-UP*

- Designed specifically for the installation of Double-DIN radios
- Painted scratch-resistant matte black to match the factory color and finish



99-6545B



JEEP Compass Sport 2017.5-UP*

- Includes parts for the installation of Single-DIN radios
- Painted scratch-resistant matte black to match the factory color and finish



95-6546B



JEEP Grand Cherokee 1999-2004

- ISO DDIN radio provision
- Designed specifically for the installation of Double-DIN radios
- Complete radio panel for a factory look
- Painted scratch resistant matte black



95-6547B



DODGE Dakota 2001-2004 | Durango 2001-2003

- ISO DDIN radio provision
- Designed for the installation of Double-DIN radios
- Includes cut template for easy mod to the factory panel
- Includes a contoured Double-DIN trim



99-6548B



DODGE Charger | Magnum 2005-2007

- (without NAV)
- ISO DIN radio provision with pocket
 - ISO DDIN radio provision
 - Complete center panel for a factory look, no cutting required to the factory panel
 - Painted scratch resistant matte black



99-6548CF



DODGE Charger | Magnum 2005-2007

- (without NAV)
- ISO DIN radio provision with pocket
 - ISO DDIN radio provision
 - Complete center panel for a factory look, no cutting required to the factory panel
 - Carbon fiber look to match the factory finish



99-6548S



DODGE Charger | Magnum 2005-2007

- (without NAV)
- ISO DIN radio provision with pocket
 - ISO DDIN radio provision
 - Complete center panel for a factory look, no cutting required to the factory panel
 - Painted silver match the factory finish

**See Multi-Kit guide or Application Chart of this catalog for applications



CHRYSLER + JEEP + DODGE + RAM + FIAT



95-6549 N P D

Jeep **Wrangler 1997-2002**

- Metra's patented quick release, snap-in ISO mount system with custom trim ring
- Recessed DIN opening and removable oversized storage pocket with built in radio supports
- Painted matte black to match OEM color and finish



99-6700

CHRYSLER | PLYMOUTH | DODGE
FORD | LINCOLN | MERCURY | JEEP
EAGLE **Multi-Kit 1974-2003**

- Includes corner support components that eliminate the flexing or rocking of the kit that has been experienced with other kits on the market
- Radio side support is provided by our patented "Side Arm Support System™"
- See Multi-Kit guide or Application Chart of this catalog for applications



99-7000

PLYMOUTH | DODGE | EAGLE
MITSUBISHI | IMPORTS

Multi-Kit 1985-1996

- Allows pocket retention
- Includes snap-in center bar when replacing factory Double-DIN radio
- Provision allows installation of 1/4 or 1/2-DIN equalizer - Includes EQ side supports
- See Multi-Kit guide or Application Chart of this catalog for applications



99-7006

EAGLE **Talon** | MITSUBISHI

Eclipse 1995-1999

- Quick conversion from 2-shaft to DIN
- Allows installation of 1/4 or 1/2-DIN equalizer



86-5618

FORD Radio Removal Tool

- One pair of removal tools for removing factory Ford, Lincoln, Mazda, Mercury, GM and a variety of European factory radios 1987-up*



98-5999

FORD Turbo Pocket

- Trim ring blends the pocket to the dash for a factory look
- Holds three CD jewel cases



95-5000B



**FORD Thunderbird 2002-2005
LINCOLN LS 2000-2006**

- Designed specifically for the installation of Double-DIN radios
- Painted black to match the OEM finish



95-5000S



**FORD Thunderbird 2002-2005
LINCOLN LS 2000-2006**

- Designed specifically for the installation of Double-DIN radios
- Painted silver to match the OEM finish



99-5000

**FORD Thunderbird 2002-2005
LINCOLN LS 2000-2006**

- Provides pocket with recessed mounting of a DIN radio or an ISO DIN radio using Metra's patented ISO quick-release brackets



95-5025



FORD Mustang 1987-1993

- Designed specifically for the installation of Double-DIN radios



99-5025

FORD Mustang 1987-1993

- Pocket included for Single-DIN installations
- See Multi-Kit guide or Application Chart of this catalog for applications



95-5026



**FORD Expedition 2003-2006
Explorer 2002-2005 | Mustang 2001-2004
LINCOLN Aviator 2003-2005
Navigator 2003-2006
MERCURY Mountaineer 2002-2005**

- Designed specifically for the installation of Double-DIN radios



99-5026

**FORD Mustang 2001-2004
Explorer 2002-2005 | Expedition 2003-2005
LINCOLN Aviator 2003-2005
Navigator 2003-2006
MERCURY Mountaineer 2002-2005**

- Provides pocket with recessed mounting of a DIN radio or ISO DIN radio

**See Multi-Kit guide or Application Chart of this catalog for applications

FORD + LINCOLN + MERCURY



Manufactured under one or more of the following U.S. Patents and pending applications #D711-869

99-5027

FORD Multi-Kit** 1995-2011

- Unique design with two trim pieces allows the kit to cover more applications
- Oversized storage pocket molded to the main housing

95-5028

FORD Expedition | LINCOLN Navigator

2003-2006 (with factory NAV)

- With factory navigation, all 2003 models are late production only and all Navigator models equipped without THX audio
- Double-DIN installations
- Use 70-1776 harness (excluding THX) for a complete installation (sold separately)



99-5028

FORD Expedition | LINCOLN Navigator

2003-2006 (with factory NAV)

- With factory navigation, all 2003 models are late production only and all Navigator models equipped without THX audio
- Pocket included for Single-DIN installations
- Use 70-1776 harness (excluding THX) for a complete installation (sold separately)




99-5200

MERCURY Cougar 1999-2002

FORD Focus 2000-2004

- DIN radio provision with pocket
- Molded pocket for a seamless look
- Includes radio support bracket
- For Double-DIN installations use 95-5806




99-5510

FORD | LINCOLN | MERCURY

Multi-Kit** 1982-2000

- OEM-style rear support included



99-5512

FORD | LINCOLN | MERCURY | MAZDA

Snap-In Style Radio Replacement

Multi-Kit** 1989-2000

- Combined with 88-00-9000, will fill OEM Double-DIN openings



99-5600

FORD | LINCOLN | MERCURY | MAZDA

Multi-Kit** 1995-2011

- Now without the old 1/2 DIN EQ opening
- New design with improved strength for support



99-5700

FORD | LINCOLN | MERCURY | JEEP | EAGLE

AMC | MAZDA | NISSAN Multi-Kit** 1975-1996

- Fits all DIN radios
- Bracket system allows recessed or flush mounting

Electroluminescent light source duplicates OEM technology



Laser etched, LED backlit defroster switch for an OEM look



99-5715

FORD Taurus | MERCURY Sable 1996-1999

(without electronic climate controls)

- Uses factory heater and A/C controls
- Includes rear window defroster switch & A/C control illumination
- Requires the 70-5715 harness
- Requires the 70-5716 harness for models 98-99

Electroluminescent light source duplicates OEM technology



Laser etched, LED backlit defroster switch for an OEM look



99-5715LD

FORD Taurus | MERCURY Sable 1996-1999

(without electronic climate controls)

- Uses factory heater and A/C controls
- Includes rear window defroster switch & A/C control illumination
- Comes with wire harness and antenna extension
- Requires the 70-5716 harness for models 98-99

Electroluminescent light source duplicates OEM technology



Laser etched, LED backlit defroster switch for an OEM look



99-5715LDS

FORD Taurus | MERCURY Sable 1996-1999

(without electronic climate controls)

- Uses factory heater and A/C controls
- Includes rear window defroster switch and A/C control illumination
- Comes complete with wire harness and antenna extension to run to trunk

Electroluminescent light source duplicates OEM technology



Laser etched, LED backlit defroster switch for an OEM look



99-5716 | 99-5717

FORD Taurus | MERCURY Sable

2000-2007 (without electronic A/C)

- Comes complete with wire harness and antenna extension to run to trunk
- Use factory spring clips to allow kit to snap into the dash
- Uses factory heater and A/C controls
- 99-5717 includes airbag indicator light for 2004-2007 models
- All harnesses included

**See Multi-Kit guide or Application Chart of this catalog for applications



FORD + LINCOLN + MERCURY



99-5718 | 99-5719



FORD **Taurus** | MERCURY **Sable** 2000-2007 (without electronic A/C)

- Backlit soft touch rubber buttons with laser etched climate icons
- Painted a scratch-resistant matte black finish
- All harnesses and antenna adapters included
- Integrated climate controls
- Includes airbag indicator light
- 99-5719 includes airbag indicator light for 2004-2007 models
- Double-DIN radio provision
- LCD display to show status
- ISO stacked radio provision



99-5720

FORD **Escort** | MERCURY **Tracer ZX2** 1997-2003

- Fits the Escort's radio opening perfectly and all functions are pre-wired for an easy plug-in installation
- Includes nighttime illumination and rear window defroster switch
- Utilizes the factory heating and A/C switches
- The power and 4/speakers harness is included with the kit (2003 models also require the 70-5720)



99-5722



FORD **Taurus** 2010-2012 (excluding NAV equip. models)

- Includes features for dual zone climate equip. cars
- For installation of both Double-DIN and DIN radios
- Retains all factory climate control functions with soft touch buttons and LCD display

- ISO stacked radio provision
- Retains heated seats and compass if equipped
- Built-in ASWC-1 technology retains factory steering wheel controls
- Painted charcoal to match the OEM finish



NEW PAINTED TEXTURED Double-DIN



99-5800

FORD **F150 Truck**

Expedition 1997-1998

- Built-in pocket
- Can be installed with the pocket on the top or on the bottom
- The kit will mount a recessed DIN radio so that no modification to the dash is needed



99-5801

FORD **F150 Truck**

Expedition 1997-1998 (without pocket)

- Accommodates DIN radios with a recessed opening
- Fits contour of dash with no gaps
- The kit will mount a recessed DIN radio so that no modification to the dash is needed



99-5802

FORD | LINCOLN | MERCURY | MAZDA

Multi-Kit 1995-2011**

- Now with reinforced sidewalls for better stability during shipping
- Designed with support ribs to provide a stronger DIN opening and pocket
- OEM-style rear-support included



99-5804

FORD | LINCOLN | MAZDA | MERCURY

Truck Multi-Kit 1995-2009**

- Designed for DIN-mount radios
- Pocket holds one CD jewel case
- See Multi-Kit guide or Application Chart of this catalog for applications



95-5806

FORD **FOCUS 2000-2004**

MERCURY **Cougar 1999**

Cougar (without 6-disc radio) **2000-2002**

- Designed specifically for the installation of Double-DIN radios



99-5806

FORD **FOCUS 2000-2004** | MERCURY **Cougar**

1999 | **Cougar** (without 6-disc radio) **2000-2002**

- Metra's patented quick release snap-in ISO mounting system with ISO trim ring
- Recessed DIN Radio Provision



99-5807

FORD | MERCURY **Multi-Kit** 2004-2010**

- Metra's patented quick release snap-in ISO mounting system with ISO trim ring
- Recessed DIN mount
- Double-DIN trim plate and brackets



99-5808

FORD | MERCURY **Multi-Kit** 2004-2007**

- Metra's patented quick release snap-in ISO mounting system with ISO trim ring
- Recessed DIN mount

**See Multi-Kit guide or Application Chart of this catalog for applications



FORD + LINCOLN + MERCURY



95-5809



LINCOLN Continental 1998-2002

- Specifically designed for the installation of aftermarket Double-DIN radios
- Compliments the existing 99-5809 for Single-DIN installations



99-5809

LINCOLN Continental 1998-2002

- Recessed DIN opening
- Metra's patented quick release snap-in ISO mounting system with ISO trim ring
- Contoured to match factory dash



95-5810



LINCOLN Town Car 2003-2011

- Designed specifically for the installation of Double-DIN radios



99-5810

LINCOLN Town Car 2003-2011

- Recessed DIN opening
- Metra's patented Snap-In ISO Support System



95-5812



FORD | LINCOLN | MERCURY Multi-Kit 2004-2014**

- Designed specifically for the installation of Double-DIN radios



99-5812

FORD | LINCOLN | MERCURY Multi-Kit 2004-2015**

- Metra's patented quick release, snap-in ISO mount system with custom trim ring
- Recessed DIN opening



99-5813

**LINCOLN Navigator 2007-2014
MKX 2007-2010 | MKZ 2007-2009
Zephyr 2006**

- For models not equipped with navigation
- Metra's patented quick release snap-in ISO mounting system with ISO trim ring
- Recessed DIN opening



99-5814



**FORD Escape 2008-2012
MAZDA Tribute 2008-2011
MERCURY Mariner 2008-2011**

- Metra's patented quick release snap-in ISO mounting system with ISO trim ring
- Painted silver to match OEM color and finish
- Includes parts for installation of one Double-DIN or two Single-DIN radios



99-5814S



**FORD Escape 2008-2012
MAZDA Tribute 2008-2011
MERCURY Mariner 2008-2011**

- Metra's patented quick release snap-in ISO mounting system with ISO trim ring
- Painted silver to match OEM color and finish
- Also includes parts for installation of one Double-DIN or two Single-DIN radios



99-5816



FORD Focus 2008-2011

- Custom design allows retention of the factory air vents in their original location
- Metra's patented quick release snap-in ISO mounting system with ISO trim ring
- Contoured and painted silver to match factory dash



95-5817



FORD | LINCOLN | MERCURY | MAZDA
Multi-Kit** 1995-2011

- Designed specifically for the installation of Double-DIN radios or two Single-DIN radios
- High-grade ABS plastic - contoured and textured to compliment factory dash



95-5818



FORD | LINCOLN Truck Multi-Kit**
F-150 | Expedition | Navigator
Blackwood 1997-2010

- High-grade ABS plastic - contoured and textured to compliment factory dash
- Painted to match OEM color and finish



95-5819



FORD F-150 2009-2014 (XL models with no options)

- High-grade ABS plastic, contoured and textured to compliment factory dash
- All necessary hardware to install an aftermarket radio



99-5819

FORD F-150 2009-2014 (XL models with no options)

- High-grade ABS plastic, contoured and textured to compliment factory dash
- All necessary hardware to install an aftermarket radio



95-5820B



FORD F-150 2009-2014 (excluding base models and NAV models for 2009-2012, 2013-2014 models with CD and without color screen)

- All necessary hardware to install an aftermarket radio
- Painted matte black to match factory finish



99-5820B



FORD F-150 2009-2014 (excluding base models and NAV models for 2009-2012, 2013-up* models with CD and without color screen)

- All necessary hardware to install an aftermarket radio
- Now painted matte black to match factory finish



95-5820CB



FORD F-150 King Ranch 2011-2012

- Cocobolo finish to match King Ranch models



99-5820CB



FORD F-150 King Ranch 2011-2012

- Cocobolo finish to match King Ranch models

**See Multi-Kit guide or Application Chart of this catalog for applications

FORD + LINCOLN + MERCURY



95-5820DW



FORD F-150 Lariat 2011-2012

- Drape Walnut finish to match Lariat models



99-5820DW



FORD F-150 Lariat 2011-2012

- Drape Walnut finish to match Lariat models



95-5820HG



FORD F-150 Select Models 2009-2012

- Designed specifically for Double-DIN installations
- High gloss black finish in response to customer demand
- Perfect for 2011-12 Limited and FX models or an improvement to others from 2009-2012



99-5820HG



FORD F-150 Select Models 2009-2012

- Pocket included for Single-DIN installations
- High gloss black finish in response to customer demand
- Perfect for 2011-12 Limited and FX models or an improvement to others from 2009-2012



95-5820SS



FORD F-150 Harley Davidson 2011-2012

- Painted smoked satin to match factory Harley Davidson Edition models



99-5820SS



FORD F-150 Harley Davidson 2011-2012

- Painted smoked satin to match factory Harley Davidson Edition models



MOBU-95-5820



FORD F-150 2009-2014 (excluding base models and NAV models for 2009-2012, 2013-2014 models with CD and without color screen)

- Dipped Mossy Oak Break-Up Country® Camo pattern
- All necessary hardware to install an aftermarket radio



RTX-95-5820



FORD F-150 2009-2014 (Excluding base models and NAV models for 2009-2012, 2013-2014 models with CD and without color screen)

- Dipped Realtree Xtra® Camo pattern
- All necessary hardware to install an aftermarket radio



99-5821B



FORD Fusion 2010-2012
MERCURY Milan 2010-2011

- For both DIN and Double-DIN
- Painted matte black to match dash



99-5821BL



FORD Fusion 2010-2012
 MERCURY Milan 2010-2011
 • For both DIN and Double-DIN
 • Painted matte blue to match dash



99-5821R



FORD Fusion 2010-2012
 MERCURY Milan 2010-2011
 • For both DIN and Double-DIN
 • Painted matte red to match dash



99-5821S



FORD Fusion 2010-2012
 MERCURY Milan 2010-2011
 • For both DIN and Double-DIN
 • Painted matte silver to match dash



95-5822B



FORD F-150 2009-2010
 • Double-DIN radio provision
 • Painted a scratch-resistant matte black
 • Specifically for non-NAV models that have the driver info switches in the factory panel



99-5822B



FORD F-150 2009-2010
 • Painted a scratch-resistant matte black
 • Specifically for non-NAV models that have the driver info switches in the factory panel



95-5822MM



FORD F-150 Lariat 2009-2010
 • Milano Maple



99-5822CM



FORD F-150 King Ranch 2009-2010
 • Curly Maple



99-5822MM



FORD F-150 Lariat 2009-2010
 • Milano Maple



95-5822CM



FORD F-150 King Ranch 2009-2010
 • Curly Maple

**See Multi-Kit guide or Application Chart of this catalog for applications

FORD + LINCOLN + MERCURY



95-5822AS P D

F-150 **Platinum 2009-2010**
 • Ash Satin



99-5822AS P

F-150 **Platinum 2009-2010**
 • Ash Satin



MOBU-95-5822 P D

FORD **F-150 2009-2010**
 • Specifically designed for Double-DIN installations
 • Dipped Mossy Oak Break-Up Country® Camo pattern
 • Specifically for non-NAV models that have the driver info switches in the factory panel



RTX-95-5822 P D

FORD **F-150 2009-2010**
 • Specifically designed for Double-DIN installations
 • Dipped Realtree Xtra® Camo pattern
 • Specifically for non-NAV models that have the driver info switches in the factory panel



99-5824CH P D

FORD **Transit Connect 2010-2012**
International Multi-Kit 2005-UP***
 • For installation of Double-DIN and DIN radios
 • Painted charcoal to match factory



99-5824B P D

FORD **Transit Connect 2010-2012**
International Multi-Kit 2005-UP***
 • For installation of Double-DIN and DIN radios
 • Painted matte black to match factory



99-5824S P D

FORD **Transit Connect 2010-2012**
International Multi-Kit 2005-UP***
 • For installation of Double-DIN and DIN radios
 • Painted silver to match factory



99-5825B P

FORD **Fiesta Kit 2010-UP*** (models without MyFordTouch)
 • Designed for single ISO-DIN mount aftermarket radios
 • Unique backlit, rubber buttons retain the factory hazard button, lock/unlock and controls of the driver information center



Factory vents snap in and retains functions with control panel



99-5825S



FORD **Fiesta Kit 2010-UP*** (models without MyFordTouch)

- Designed for single ISO-DIN mount aftermarket radios
- Unique backlit, rubber buttons retain the factory hazard button, lock/unlock and controls of the driver information center



Function control buttons included



Factory-fit design with multiple color choices of climate vent trim panels, while separate center panel remains scratch-resistant matte black to match factory style & finish



99-5827B



FORD **Focus 2012-2014** (not for models equipped with MyFord Touch)

- Designed for the installation of both DIN and Double-DIN aftermarket radios
- Unique backlit, rubber buttons retain the vehicle's hazard button, lock/unlock and controls of the Driver Information Center
- Center panel remains scratch-resistant matte black to match factory

VP-5827 Vent Trim Panels

- Sold in a variety of colors as accessories to the 99-5827B & 99-5843B

VP-5827R - Matte Red Vent Panels

VP-5827S - Silver Vent Panels

VP-5827W - White Vent Panels

VP-5827HG - High Gloss Black Vent Panels



99-5831B



FORD **Transit-Connect 2014-UP*** (with factory 4.2" screen)

- Designed for installation of both ISO DIN and ISO Double-DIN radios
- Painted scratch-resistant matte black
- Retains factory display screen and switches
- Integrated passenger airbag indicator



99-5831G



FORD **Transit-Connect 2014-UP*** (with factory 4.2" screen)

- Designed for installation of both ISO DIN and ISO Double-DIN radios
- Painted gray and black two-tone to match the factory appearance
- Retains factory display screen and switches
- Integrated passenger airbag indicator

**See Multi-Kit guide or Application Chart of this catalog for applications



FORD + LINCOLN + MERCURY

Manufactured under one or more of the following U.S. Patents and pending applications: #D801961



99-5832G

P D

FORD Transit 2015-UP* (with AM/FM only radio)

- Designed for the installation of DIN or Double-DIN radios
- Replacement panel at the top of the dash provides room for Double-DIN without compromising the factory dash
- Provisions to retain the factory hazard switch and passenger airbag indicator



99-5833B

P D

FORD Escape 2013-UP* (with factory 4.2" screen)

- Designed for the installation of DIN or Double-DIN radios
- Integrated with a hazard button and passenger airbag indicator
- Radio bracket design allows for minimal sub dash modification



99-5834CH

P D

FORD F150 2015-UP*

- Designed for ISO DIN with pocket and ISO DDIN radio provision
- Painted charcoal to match the factory finish
- Touchscreen display for climate and personalization features
- Built-in ASWC-1 technology retains factory steering wheel controls



99-5835G

P D

FORD Transit 2015-UP* (without NAV, with AM/FM/CD radio)

- ISO DIN radio provision with pocket
- ISO DDIN radio provision
- Complete radio panel for a factory look
- Includes an airbag light blank panel for models without a passenger airbag indicator
- Radio trim panel is painted gray to match the factory finish



- FORD Mustang 2015-UP*** (with factory 4.2" screen)
- Designed for ISO DIN with pocket and ISO DDIN radio provision
 - Touchscreen display for factory climate information and driver customization menus
 - Built-in ASWC-1 technology retains most factory steering wheel controls
 - Painted charcoal to match factory finish
 - Axxess interface and harness included
 - Antenna adapter 40-EU10 (sold separately)



- FORD Mustang 2010-2014**
- Designed for ISO DIN with pocket and ISO DDIN radio provision
 - Touchscreen display for factory climate information and driver customization menus
 - Painted charcoal to match factory finish
 - Axxess interface and harness included
 - Antenna adapter 40-EU10 (sold separately)



- FORD Mustang 2015-UP*** (With factory 8" screen)
- Designed for ISO DIN with pocket and ISO DDIN radio provision
 - Touchscreen display for factory climate information and customization menus
 - Built-in ASWC-1 technology retains factory steering wheel controls
 - Painted charcoal to match factory finish
 - Axxess interface and harness included
 - Antenna adapter 40-EU10 (sold separately)



- FORD Fusion 2013-UP***
- Designed for ISO DIN with pocket and ISO DDIN radio provision
 - Touchscreen display for factory climate information and customization menus
 - Painted black to match factory finish
 - Axxess interface and harness included
 - Antenna adapter 40-EU10 (sold separately)

**See Multi-Kit guide or Application Chart of this catalog for applications

FORD + LINCOLN + MERCURY



Turbo Touch

99-5842B



FORD Flex 2008-2012

- Integrated 4.3 inch touchscreen and user interface provide factory HVAC control and personalization setting controls
- Built in ASWC-1 technology retains most factory steering wheel control functionality
- Smart interface technology automatically detects the vehicle and the vehicle's features
- Retention of factory safety features including back-up cameras and sensors as well as vehicle information
- Also available in tan (99-5842T)



Turbo Touch

99-5842T



FORD Flex 2008-2012

- Integrated 4.3 inch touchscreen and user interface provide factory HVAC control and personalization setting controls
- Built in ASWC-1 technology retains most factory steering wheel control functionality
- Smart interface technology automatically detects the vehicle and the vehicle's features
- Retention of factory safety features including back-up* cameras and sensors as well as vehicle information
- Also available in black (99-5842B)



Turbo

99-5843B



FORD Focus 2015-UP* (with factory 4.2" screen)

- Designed for the installation of both Single-DIN and Double-DIN radios
- Includes Axxess interface and wiring
- Painted scratch-resistant matte black

VP-5827 Vent Trim Panels

- Sold in a variety of colors as accessories to the 99-5843B

VP-5827R - Matte Red Vent Panels

VP-5827S - Silver Vent Panels

VP-5827W - White Vent Panels

VP-5827HG - High Gloss Black Vent Panels



95-5844S | 95-5845S



LINCOLN NAVIGATOR 2007-2014 (4X2 models without NAV)

- Designed specifically for the installation of Double-DIN radios
- Painted silver to match the factory finish



99-5846B



FORD F-150 2013-2014 (with factory 4.2" screen)

- Integrated 4.3" touchscreen and buttons retain and control most climate and vehicle customization functions normally lost when removing factory radio
- Patent pending touchscreen design also retains the factory safety features including the backup camera
- Retains steering wheel functionality - no need to purchase and install a separate steering wheel control interface!
- 8 backlit buttons with over 250 customizable color options
- Parts included for installation of Single-DIN and Double-DIN radios
- Allows for installation of the radio or touchscreen in upper or lower kit area
- Integrated hazard button and passenger airbag indicator



99-5847CH



FORD Explorer 2011-2015 (with factory 4.2" screen)

- Integrated 4.3" touchscreen and buttons retain and control most climate and vehicle customization functions normally lost when removing factory radio
- Patent pending touchscreen design also retains the factory safety features including the backup camera
- Integrated hazard button and passenger airbag indicator
- Retains steering wheel functionality - no need to purchase and install a separate steering wheel control interface!
- 8 backlit buttons with over 250 customizable color options
- Parts included for installation of Single-DIN and Double-DIN radios



99-5848CH



FORD Edge 2011-2014 (excluding hybrid)

- Integrated 4.3" touchscreen and buttons retain and control most climate and vehicle customization functions normally lost when removing factory radio
- Patent pending touchscreen design also retains the factory safety features including the backup camera
- Retains steering wheel functionality - no need to purchase and install a separate steering wheel control interface!
- 8 backlit buttons with over 250 customizable color options
- Parts included for installation of Single-DIN and Double-DIN radios
- Integrated hazard button and passenger airbag indicator



99-5849



FORD F-150 2015-UP*

- Factory style hard buttons with laser etched graphics to retain and control most climate functions normally lost when removing factory radio
- Easy to use rotary knobs with LCD status displays for temp and fan speed
- Retains steering wheel functionality - no need to purchase and install a separate steering wheel control interface!
- Parts included for installation of Single-DIN and Double-DIN radios
- Integrated hazard button and passenger airbag indicator
- Painted to match the factory finish

**See Multi-Kit guide or Application Chart of this catalog for applications

FORD + LINCOLN + MERCURY


95-5850B

FORD F-250 2017-UP* (XL models not equipped with CD player)

- Designed specifically for the installation of double-DIN radios
- Painted matte black to match the factory color and finish


99-5850B

FORD F-250 2017-UP* (XL models not equipped with CD player)

- Includes parts for the installation of Single-DIN radios
- Painted matte black to match the factory color and finish



99-5851CH

FORD Edge 2015-UP* (With factory 4.2" screen)

- Integrated 4.3" touchscreen and buttons retain and control most climate and vehicle customization functions normally lost when removing factory radio
- Patent pending touchscreen design also retains the factory safety features including the backup camera
- 8 backlit buttons with over 250 customizable color options
- Parts included for installation of Single-DIN and Double-DIN radios
- Retains steering wheel functionality - no need to purchase and install a separate steering wheel control interface!
- Unique design with multiple panels allows for installation of the radio or touch screen in upper or lower area of the kit
- Integrated hazard button and passenger airbag indicator

UPDATE YOUR AXCESS INTERFACE IN MINUTES!





95-2001



GM | BUICK | CADILLAC | CHEVROLET | GMC
OLDSMOBILE | PONTIAC | ISUZU **Multi-Kit****

1994-2012 (oversize GM radio)

- Designed specifically for the installation of Double-DIN radios



99-2001

GM | BUICK | CADILLAC | CHEVROLET | GMC
OLDSMOBILE | PONTIAC | ISUZU **Multi-Kit****

1994-2012 (oversize GM radio)

- Pocket included for Single-DIN installations
- See Multi-Kit guide or Application Chart of this catalog for applications



99-2002

CADILLAC **Eldorado** | **Seville** **1992-1995**

(console shift only)

- Designed for DIN mount radios
- Does not fit floor shift models



99-2003



GM **Multi-Kit**** **1990-2012**

- Provides pocket with recessed mounting an ISO DIN radio using Metra patented ISO quick release brackets
- DIN head unit provisions with pocket
- ISO DIN head unit provisions with pocket
- Double-DIN head unit provision



95-2004



CADILLAC **DeVille** **1996-1999** | **Catera**

1997-2001 (column shift only)

- Designed specifically for the installation of Double-DIN radios



99-2004

CADILLAC **DeVille** **1996-1999** | **Catera**

1997-2001 (column shift only)

- Recessed DIN radio opening
- ISO mount radio compatible using snap-in ISO radio mounts



95-2005B



CADILLAC **Eldorado** **1996-2002**

Seville **1996-2004** | **Deville** **2000-2005**

DeVille Concours **1996-1999**

(console shift only)

- Designed specifically for the installation of Double-DIN radios
- Painted matte black



99-2005

CADILLAC **Eldorado** **1996-2002**

Seville **1996-2004** | **Deville** **2000-2005**

DeVille Concours **1996-1999**

(console shift only)

- Metra's patented quick release snap-in ISO mounting system with ISO trim ring
- Oversized under-radio pocket
- Recessed DIN mount



99-2006



CADILLAC **CTS** **2003-2007** | **SRX** **2004-2006**

- Interchangeable design allows recessed DIN opening to be above or below the pocket
- Metra's patented quick release snap-in ISO mounting system with ISO trim ring
- Painted matte black to match OEM color and finish
- DIN & Double-DIN

**See Multi-Kit guide or Application Chart of this catalog for applications



GENERAL MOTORS

28

**99-2006G**

CADILLAC CTS 2003-2007 | SRX 2004-2006

- Painted to match gray OEM color and finish
- Same features as 99-2006

**99-2007**

CADILLAC Escalade 2007-2014

(including ESV & EXT)

- Large trim panel and ISO mounting system provide space in dash where depth is limited
- Removable oversized storage pocket
- Includes parts for installation of Double-DIN radios
- Painted matte black to match factory finish

**99-2008**

CADILLAC DTS 2006-2011 | SRX 2007-2009

- Metra's patented quick release snap-in ISO mounting system with ISO trim ring
- Includes parts for installation of Double-DIN radios
- Painted charcoal to match OEM color and finish

**95-2009**

GM | SUZUKI Multi-Kit** 1990-2012

- Metra's patented quick release snap-in ISO mounting system with ISO trim ring
- Allows the installation of a Double-DIN radio or two Single-DIN radios

**99-2009**

GM | SUZUKI Multi-Kit** 1990-2012

- Provides pocket with recessed mounting of a DIN radio or an ISO DIN radio using Metra's patented ISO quick release brackets

**99-2010**

CADILLAC STS 2005-2011

- Metra's patented quick release snap-in ISO mounting system with ISO trim ring
- Also includes parts for installation of Double-DIN radios
- Painted matte black to match OEM color and finish

**99-2011**

GM Multi-Kit** 1992-2004

- This design of the most popular GM multi-kit combines Single-DIN and Double-DIN provisions into one kit
- Double-DIN opening is revised for newer aftermarket radios

**99-2020**

BUICK Regal 1988-1994

- Professional Installer Series TurboKit suited to aftermarket applications
- Quick conversion from 2-shaft to DIN
- Also available: GM radio replacement pocket to use when removing OEM radio and installing radio in center dash part number 88-00-2020, and 70-1855 tuner bypass harness

**88-00-2020**

BUICK Regal Cassette Pocket 1988-1994

- OEM radio replacement pocket
- Includes ribs to hold cassette boxes
- For a complete installation combine with 99-2020




99-2021



BUICK Lacrosse 2005-2009

- Metra's patented quick release snap-in ISO mounting system with ISO trim ring
- Includes parts for installing a Double-DIN radio



99-2022B



BUICK Regal 2011-2012 (for models without push button start and monochrome display screen)

- Painted scratch-resistant matte black to match the factory color and finish
- Parts included to relocate the climate controls, allowing for Double-DIN without dash modifications
- Included interface retains factory Driver Information Center screen



99-2022BR



BUICK Regal 2011-2012 (for models without push button start and monochrome display screen)

- Painted scratch-resistant matte brown to match the factory color and finish
- Parts included to relocate the climate controls, allowing for Double-DIN without dash modifications
- Included interface retains factory Driver Information Center screen



99-2023B



BUICK Regal 2011-2012 (for models with push button start and monochrome display screen)

- Painted scratch-resistant matte black to match the factory color and finish
- Relocate the climate controls, allowing for Double-DIN without dash modifications
- Included interface retains factory Driver Information Center screen
- Designed with mounting location for push button start



99-2023BR



BUICK Regal 2011-2012 (for models with push button start and monochrome display screen)

- Painted scratch-resistant matte brown to match the factory color and finish
- Relocate the climate controls, allowing for Double-DIN without dash modifications
- Included interface retains factory Driver Information Center screen
- Designed with mounting location for push button start



95-3000



GM Trucks & SUVs 1988-1994

- Specifically designed for Double-DIN installations
- Multiple textures combined to match factory appearance
- For GM full size trucks and SUVs
- Also available, replacement pocket 88-00-3301 and harness with antenna adapter 70-1855



99-3000

CHEVROLET | GMC Full Size Truck 1988-1994

- Automotive-grade ABS plastic provides factory finish
- Utilizes factory air vents and clips
- Snap-in quick release ISO mount brackets
- Also available, replacement pocket 88-00-3301 and harness with antenna adapter 70-1855



99-3000B



CHEVROLET | GMC Full Size Truck 1988-1994

- Automotive-grade ABS plastic provides factory finish
- Utilizes factory air vents and clips
- Snap-in quick release ISO mount brackets
- Painted to match blue OEM color and finish
- Also available, replacement pocket 88-00-3301 and harness with antenna adapter 70-1855



99-3000G



CHEVROLET | GMC Full Size Truck 1988-1994

- Automotive-grade ABS plastic provides factory finish
- Utilizes factory air vents and clips
- Snap-in quick release ISO mount brackets
- Painted to match gray OEM color and finish
- Also available, replacement pocket 88-00-3301 and harness with antenna adapter 70-1855

**See Multi-Kit guide or Application Chart of this catalog for applications



GENERAL MOTORS



99-3000R P

CHEVROLET | GMC Full Size Truck 1988-1994

- Automotive-grade ABS plastic provides factory finish
- Utilizes factory air vents and clips
- Snap-in quick release ISO mount brackets
- Painted to match red OEM color and finish
- Also available, replacement pocket 88-00-3301 and harness with antenna adapter 70-1855



99-3000BG P

CHEVROLET | GMC Full Size Truck 1988-1994

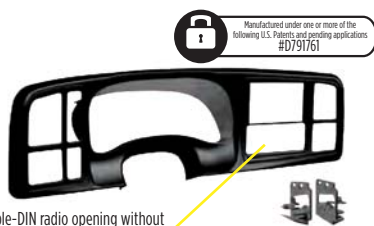
- Automotive-grade ABS plastic provides factory finish
- Utilizes factory air vents and clips
- Snap-in quick release ISO mount brackets
- Painted to match beige OEM color and finish
- Also available, replacement pocket 88-00-3301 and harness with antenna adapter 70-1855



99-3000BR P

CHEVROLET | GMC Full Size Truck 1988-1994

- Automotive-grade ABS plastic provides factory finish
- Utilizes factory air vents and clips
- Snap-in quick release ISO mount brackets
- Painted to match brown OEM color and finish
- Also available, replacement pocket 88-00-3301 and harness with antenna adapter 70-1855



DP-3002B P D

GM Trucks 1999-2002

- Large panel replaces the factory dash panel and provides the space for a modern Double-DIN radio
- No custom fabrication work is required
- Painted scratch-resistant matte black



MOBU-DP-3002 P D

GM Trucks 1999-2002

- Large panel replaces the factory dash panel and provides the space for a modern Double-DIN radio
- Dipped Mossy Oak Break-Up Country® Camo pattern
- No custom fabrication work is required



RTX-DP-3002 P D

GM Trucks 1999-2002

- Large panel replaces the factory dash panel and provides the space for a modern Double-DIN radio
- Dipped Realtree Xtra® Camo pattern
- No custom fabrication work is required



88-00-3301

CHEVROLET | GMC Full Size Truck Pocket 1988-1994

- OEM radio replacement pocket
- Includes ribs to hold CD jewel cases
- To be used with 95-3000, 99-3000 or 99-3001



99-3001 P

CHEVROLET | GMC Full Size Truck 1988-1994

- To be used with factory dash panel
- Fits over factory pocket
- Factory pocket must be removed for installation
- Also available, replacement pocket 88-00-3301 and harness with antenna adapter 70-1855



99-3002 P

CADILLAC | CHEVROLET | GMC Truck Multi-Kit** 1995-2005

- Includes a recessed DIN opening
- Specially designed for ISO mount radio with ISO trim ring



DP-3003



GM Truck | SUV 1995-2002

- Large panel replaces the factory dash panel and provides the space for a modern Double-DIN radio
- No custom fabrication work is required
- Two custom textures provide a factory look and feel



95-3003G



GM Truck | SUV 1995-2002

- A cover trim plate for fitting Double-DIN into the factory dash panel
- Cutting of the factory dash is required
- Textured and painted to match the factory finish



95-3004



CADILLAC Escalade 2002

- A cover trim plate for fitting Double-DIN into the factory dash panel
- Cutting of the factory dash is required
- Textured and painted to match the factory finish



95-3009



CHEVROLET Camaro 1993-1996

PONTIAC Firebird 1993-2002

- Designed specifically for the installation of Double-DIN radios
- Minor sub-dash modifications with detailed directions for an easy install
- Replacement panel with factory matched texture creates the space for Double-DIN



99-3010S-LC



CHEVROLET Camaro 2010-2015

- For installation of DIN or Double-DIN radios
- The large sweeping panel is designed with a factory look and painted silver to match the OEM finish
- The blue LED illuminated climate control display and soft touch buttons are designed to retain full functionality of the Camaro's climate system
- The kit's control layout also retains heated seats, hazard lights and lock and unlock controls
- Includes an "essentials only" interface to supply data to the Metra-built climate controls, supply switched ignition accessory R.A.P. to the aftermarket radio and retain all vehicle warning chimes (including backup sensor chimes)
- All software is flash updateable to adapt to changes



99-3009

CHEVROLET Camaro 1993-1996

PONTIAC Firebird 1993-2002

- Recessed for DIN applications
- Fills in gap on right side opening



99-3010S



CHEVROLET Camaro 2010-2015

- Designed for all models of the 2010 Camaro, for installation of DIN or Double-DIN radios
- The large sweeping panel is designed with a factory look and painted silver to match the OEM finish
- The blue LED illuminated climate control display and soft touch buttons are designed to retain full functionality of the Camaro's climate system
- The kit's control layout also retains heated seats, hazard lights and lock and unlock controls
- The included interface will also retain all audio and Onstar system functions
- All software is flash updateable to adapt to changes

**See Multi-Kit guide or Application Chart of this catalog for applications



GENERAL MOTORS



99-3011S



CHEVROLET **CRUZE 2011-2015**
CRUZE Limited 2016

- Parts included for DIN and Double-DIN installations
- Painted silver to match the factory finish
- Retains functions of factory air vents
- To retain the OEM display, use GMOS-044 for monochrome displays, GMOS-045 for color displays



Turbo

99-3012G



CHEVROLET **Sonic 2012-2016**

- For installation of DIN and Double-DIN radios
- Interface included retains ONSTAR, all warning chimes, factory bluetooth and factory personalization with an optional LCD



Turbo

99-3012G-LC



CHEVROLET **Sonic 2012-2016**

- For installation of DIN and Double-DIN radios
- Includes an "essentials only" interface to supply switched ignition accessory R.A.P. to the aftermarket radio and retain all vehicles warning chimes (including backup sensor chimes)



99-3014G



CHEVROLET **Silverado** | GMC **Sierra 1500 2014-UP*** | CHEVROLET **Silverado** | GMC **Sierra 2500** | **Sierra 3500 2015-UP***

- Parts included for installation of DIN and Double-DIN radios
- Painted gunmetal metallic to match the factory color and finish



MOBU-99-3014



CHEVROLET **Silverado** | GMC **Sierra 1500 2014-UP*** | CHEVROLET **Silverado** | GMC **Sierra 2500** | **Sierra 3500 2015-UP***

- Parts included for installation of DIN and Double-DIN radios
- Dipped Mossy Oak Break-Up Country® Camo pattern



RTX-99-3014



CHEVROLET **Silverado** | GMC **Sierra 1500 2014-UP*** | CHEVROLET **Silverado** | GMC **Sierra 2500** | **Sierra 3500 2015-UP***

- Parts included for installation of Single-DIN and Double-DIN radios
- Dipped Realtree Xtra® Camo pattern

Manufactured under one or more of the following U.S. Patents and pending applications: #D756988



99-3015G



CHEVROLET **Tahoe** | **Suburban**
GMC **Yukon 2015-UP***

- Designed for the installation of Single-DIN and Double-DIN radios
- Painted to match the factory color and finish



MOBU-99-3015



CHEVROLET **Tahoe** | **Suburban 2015-UP***
GMC **Yukon 2015-UP***

- Designed for the installation of Single-DIN and Double-DIN radios
- Dipped Mossy Oak® Break-Up Country™ Camo pattern



RTX-99-3015



CHEVROLET **Tahoe** | **Suburban 2015-UP***
GMC **Yukon 2015-UP***

- Designed for the installation of Single-DIN and Double-DIN radios
- Dipped Realtree® Xtra™ Camo pattern



MOBU-95-3016 P D

CHEVROLET **Colorado** | GMC **Canyon**
2015-UP*

- Specifically designed for Double-DIN installations
- Dipped Mossy Oak Break-Up Country® Camo pattern
- Custom design retains the factory climate controls in their original location



RTX-95-3016 P D

CHEVROLET **Colorado** | GMC **Canyon**
2015-UP*

- Specifically designed for Double-DIN installations
- Dipped Realtree Xtra® Camo pattern
- Custom design retains the factory climate controls in their original location



MOBU-99-3016 P

CHEVROLET **Colorado** | GMC **Canyon**
2015-UP*

- Pocket is included for Single-DIN installations
- Dipped Mossy Oak Break-Up Country® Camo pattern
- Custom design retains the factory climate controls in their original location



RTX-99-3016 P

CHEVROLET **Colorado** | GMC **Canyon**
2015-UP*

- Pocket is included for Single-DIN installations
- Dipped Realtree Xtra® Camo pattern
- Custom design retains the factory climate controls in their original location



95-3016G P D

CHEVROLET **Colorado** | GMC **Canyon**
2015-UP*

- Specifically designed for Double-DIN installations
- Painted to match the factory color and finish
- Custom design retains the factory climate controls in their original location



99-3016G P

CHEVROLET **Colorado** | GMC **Canyon**
2015-UP*

- Pocket is included for Single-DIN installations
- Painted to match the factory color and finish
- Custom design retains the factory climate controls in their original location

Manufactured under one or more of the following U.S. Patents and pending applications: #D789349



95-3017B P D

CHEVROLET **Trax** 2015-2016

- Designed specifically for Double-DIN installations
- Painted scratch-resistant matte black to match the factory color and finish
- Custom design retains the factory climate vents in their original location



99-3018HG P D

CADILLAC **CTS** 2008-2014

- Designed for both Single-DIN and Double-DIN installations
- Painted gloss black to match factory color and appearance

- Included interface retains all factory climate control functions
- Parts included to cover both NAV and non-NAV equipped vehicles



99-3017B P D

CHEVROLET **Trax** 2015-2016

- Pocket is included for Single-DIN installations
- Painted scratch-resistant matte black
- Retains the factory climate vents in their original location



99-3018S P D

CADILLAC **CTS** 2008-2014

- Designed for both Single-DIN and Double-DIN installations
- Painted silver to match the factory color and appearance

- An included interface retains all factory climate control functions
- Parts included to cover both NAV and non-NAV equipped vehicles

**See Multi-Kit guide or Application Chart of this catalog for applications



GENERAL MOTORS



95-3019B

P D

CHEVROLET Malibu 2016-UP*

- Specifically designed for Double-DIN installations
- Painted scratch-resistant matte black
- Built with a sub-bracket for a solid mount to the vehicle



99-3019B

P

CHEVROLET Malibu 2016-UP*

- Pocket included for Single-DIN installations
- Painted scratch-resistant matte black
- Built with a sub-bracket for a solid mount to the vehicle



95-3020HG

P

CHEVROLET Cruze 2016-UP*

- Specifically designed for Double-DIN installations
- Painted high gloss black



99-3020HG

P

CHEVROLET Cruze 2016-UP*

- Pocket included for Single-DIN installations
- Painted high gloss black



95-3020B

P D

CHEVROLET Cruze 2016-UP*

- Specifically designed for Double-DIN installations
- Painted scratch-resistant matte black



99-3020B

D

CHEVROLET Cruze 2016-UP*

- Pocket included for Single-DIN installations
- Painted scratch-resistant matte black

Manufactured under one or more of the following U.S. Patents and pending applications #D013650



DP-3021B

P D

CHEVROLET Corvette 1997-2004

- A large kit that replaces the factory dash panel to accommodate Double-DIN installations
- No custom work or cutting of the factory bezel required
- Painted scratch-resistant matte black



95-3022B

N P D

CHEVROLET Equinox 2018

- Specifically designed for Double-DIN installations
- Painted scratch-resistant matte black to match the factory finish



99-3022B

N P

CHEVROLET Equinox 2018

- Includes a pocket for Single-DIN installations
- Painted scratch-resistant matte black to match the factory finish



95-3023HG



CHEVROLET Trax 2017-UP*

- Designed for the installation of Double-DIN radios
- Painted gloss black to match the factory color and finish



99-3023HG



CHEVROLET Trax 2017-UP*

- Includes parts for the installation of Single-DIN radios
- Painted gloss black to match the factory color and finish



99-3024B



CHEVROLET Impala 2014-UP*

- Parts included for the installation of both Single-DIN and Double-DIN radios
- Painted scratch-resistant matte black to match the factory finish



95-3025B



BUICK Encore (Vauxhall/Opel/Mokka) 2013-2016

- Specifically designed for Double-DIN installations
- Painted to match the factory finish



99-3026B



CADILLAC XLR 2004-2009

- ISO DIN radio provision with pocket
- ISO DDIN radio provision
- Complete center dash panel for a factory look
- Includes two different climate control panels to cover multiple years
- Painted scratch resistant matte black



95-3027

GM Small Trucks/SUV's 1998-2002

- ISO DDIN radio provision
- Designed specifically for the installation of Double-DIN radios
- Includes a contoured Double-DIN trim for a clean factory look



99-3033

CHEVROLET Impala | Caprice 1985-1990

- Replaces 99-3032
- Metra's patented Snap-In ISO Support System
- Recessed Single-DIN mount



99-3042

CHEVROLET S-10 and S-15 1986-1993

CHEVROLET Blazer | GMC Jimmy 1986-1994

CHEVROLET Camaro 1982-1992

SATURN All Models 1991-1994

PONTIAC Firebird 1982-1992

- Single-DIN head unit provision
- Attractive 1" rounded extension

**See Multi-Kit guide or Application Chart of this catalog for applications

GENERAL MOTORS



99-3043

CHEVROLET **S-10 and T-10 Pickup 1994-1997**
 GMC **Sonoma 1994-1997** | CHEVROLET
Blazer | GMC **Jimmy 1995-1997**
 ISUZU **Hombre 1996-1997**
 OLDSMOBILE **Bravada 1996-1997**

- Specially designed for ISO mount radio with ISO trim ring
- Unique design retains factory pocket adds strength to kit



99-3043G P

CHEVROLET **S-10 and T-10 Pickup 1994-1997**
 GMC **Sonoma 1994-1997**
 CHEVROLET **Blazer** | GMC **Jimmy 1995-1997**
 ISUZU **Hombre 1996-1997**
 OLDSMOBILE **Bravada 1996-1997**

- Painted to match factory gray finish
- Same features as 99-3043



99-3045 D

CHEVROLET **S-10 and T-10 Pickup 1994-1997**
 GMC **Sonoma 1994-1997**
 CHEVROLET **Blazer** | GMC **Jimmy 1995-1997**
 ISUZU **Hombre 1996-1997**
 OLDSMOBILE **Bravada 1996-1997**

- Now designed for installation of Single-DIN and Double-DIN aftermarket radios
- Large storage pocket for Single-DIN installations



99-3045G P D

CHEVROLET **S-10 and T-10 Pickup 1994-1997**
 GMC **Sonoma 1994-1997**
 CHEVROLET **Blazer** | GMC **Jimmy 1995-1997**
 ISUZU **Hombre 1996-1997**
 OLDSMOBILE **Bravada 1996-1997**

- Now designed for installation of Single-DIN and Double-DIN aftermarket radios
- Large storage pocket for Single-DIN installations
- Painted to match factory gray color and finish



99-3051 D

CHEVROLET **Corvette 1990-1996**

- Mounts an ISO mount radio with included pocket
- Accepts a Double-DIN radio also



87-99-3052 D

CHEVROLET | GMC **Truck 1973-1991**

- 2-shaft or Single-DIN
- Adds structural support to dash when installing a Single-DIN radio



99-3100

SATURN **All Models 1995-1999**

- Includes a recessed Single-DIN Opening
- Rear support legs provide added stability



95-3105 D

SATURN **All Models 1995-1999**

- Double-DIN radio provision



99-3105

SATURN **All Models 1995-1999**

- Pocket holds two CD jewel cases
- Designed for Single-DIN mount radios
- Easy-to-use instructions



95-3107G



SATURN Astra 2008-2009

- Designed specifically for the installation of Double-DIN radios
- Painted to match gray OEM color and finish



99-3107G



SATURN Astra 2008-2009

- Metra's patented quick release snap-in ISO mounting system with ISO trim ring
- Recessed Single-DIN opening
- Painted to match gray OEM color and finish



95-3107S



SATURN Astra 2008-2009

- Designed specifically for the installation of Double-DIN radios
- Painted to match silver OEM color and finish



99-3107S



SATURN Astra 2008-2009

- Metra's patented quick release snap-in ISO mounting system with ISO trim ring
- Recessed Single-DIN opening
- Painted to match silver OEM color and finish



99-3108



SATURN Multi-Kit 2000-2005**

- Designed for installation of Single-DIN and Double-DIN aftermarket radios
- Double-DIN opening is revised for newer aftermarket radios
- See Multi-Kit guide or Application Chart of this catalog for applications



99-3300

CHEVROLET | OLDSMOBILE | PONTIAC Multi-Kit 1994-2004

- See Multi-Kit guide or Application Chart of this catalog for applications



99-3301

GM Multi-Kit 1995-2012**

- Specially designed for ISO mount radios
- Pocket holds two CD jewel cases



88-00-3302



GM Truck & SUV Replacement Pocket 1995-2001

- Equipped from the factory, 1995-2001 GM trucks and SUVs have a cassette player or single CD player located separately from the factory radio
- For a complete installation, combine with 99-3002 dash kit



95-3302



CHEVROLET Cobalt 2005-2010 Equinox 2005-2006 | HHR 2006-UP* Malibu 2004-2012 | PONTIAC G5 2007-2009 Solstice 2006-2009 | Torrent 2006 SATURN Aura 2007-2009 | Ion 2006-2007 Vue 2006-2007 | Sky 2006-2009

- Painted black to match OEM finish
- Designed specifically for the installation of Double-DIN radios

**See Multi-Kit guide or Application Chart of this catalog for applications



GENERAL MOTORS



95-3302S



CHEVROLET **Malibu** 2008-2012
 PONTIAC **G5** 2005-2009 | **G6** 2005-2010
 SATURN **Aura** 2007-2009 | **Sky** 2006-2007

- Painted silver to match OEM finish
- Designed specifically for the installation of Double-DIN radios



99-3302



GM **Multi-Kit**** 2004-UP*

- Painted black to match OEM finish




99-3302S



CHEVROLET **Malibu** 2008-2012
 PONTIAC **G5** 2005-2009 | **G6** 2005-2010
 SATURN **Aura** 2007-2009 | **Sky** 2006-2007

- Painted silver to match OEM finish

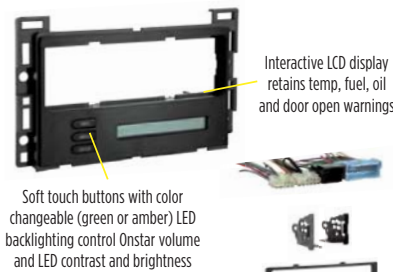


95-3303B



CHEVROLET **Malibu** | **Cobalt** | PONTIAC **G6**
 2004-2008

- A new remote mountable interface module allows for Double-DIN radio installation while still retaining ONSTAR RAP and control of the factory driver customization menus
- Painted scratch-resistant matte black



99-3303B

CHEVROLET **Malibu** | **Cobalt** | PONTIAC **G6**
 2004-2008

- Retains ONSTAR, RAP and control of the factory driver customization menus



95-3304



CHEVROLET **Corvette** | **Uplander**
 PONTIAC **Montana SV6** | SATURN **Relay**
 BUICK **Terraza** | HUMMER **H3** 2005-2013

- OEM matched finish
- Designed specifically for the installation of Double-DIN radios
- Painted matte black to match factory finish



99-3304



CHEVROLET **Corvette** | **Uplander**
 PONTIAC **Montana SV6** | SATURN **Relay**
 BUICK **Terraza** | HUMMER **H3** 2005-2013

- OEM matched finish
- Metra's patented quick release snap-in ISO mounting system with ISO trim ring
- Recessed Single-DIN mount
- Painted matte black to match factory finish



95-3305



GM **Multi-Kit**** 2006-UP*

- Designed specifically for the installation of Double-DIN radios
- Painted matte black to match factory finish



99-3305



GM **Multi-Kit**** 2006-UP*

- Metra's patented quick release snap-in ISO mounting system with ISO trim ring
- Recessed Single-DIN opening
- Storage pocket with built-in radio supports below the radio opening
- Painted matte black to match factory finish



95-3306



CHEVROLET Aveo 2007-2011
PONTIAC G3 2009-2010

- Designed specifically for the installation of Double-DIN radios
- Textured for a clean factory appearance



99-3306



CHEVROLET Aveo 2007-2011
PONTIAC G3 2009-2010

- Metra's patented quick release snap-in ISO mounting system with ISO trim ring
- Removable oversized storage pocket with built-in radio supports
- Includes parts for installation of Double-DIN radios or two Single-DIN radios



99-3307G



CHEVROLET Equinox 2010-2015 | GMC Terrain 2010-2014 (with monochrome display)

- Use 99-3308G for color display models
- Unique design for a complex vehicle, places the radio in the factory disc location
- Single-DIN and Double-DIN
- Painted gray to match the factory finish



99-3308G



CHEVROLET Equinox | GM Terrain 2013-2017 (with color display)

- Parts included for Double-DIN installations
- The included interface retains the factory color display screen and all harnessing for radio installation
- Painted gray to match the factory finish



99-3309B



CHEVROLET Spark 2013-2015

- For installation of both Single-DIN and Double-DIN radios
- Included interface retains factory OnStar, Bluetooth, all warning chimes, provides a 12-volt accessory power, VSS, parking brake and reverse signals
- Painted scratch-resistant matte black



99-3309B-LC



CHEVROLET Spark 2013-2015

- For installation of both Single-DIN and Double-DIN radios
- Included "essentials only" interface retains all warning chimes and provides 12-volt accessory power
- Painted scratch-resistant matte black



95-3310B



CHEVROLET Traverse 2013-2017 | GMC Acadia 2013-2016 | GMC Acadia Limited 2017 | BUICK Enclave 2013-2017

- Double-DIN installations
- Painted scratch-resistant matte black



99-3310B



CHEVROLET Traverse 2013-2017 | GMC Acadia 2013-2016 | Acadia Limited 2017
BUICK Enclave 2013-2017

- Pocket included for Single-DIN installations
- Painted scratch-resistant matte black




89-30-3310



PONTIAC Sunbird 1989-1994
Custom Trim plate

- Mounts aftermarket radio in factory cassette location
- Can also be used in other applications that require a cover for a large hole like R/V's

GENERAL MOTORS

 Manufactured under one or more of the following U.S. Patents and pending applications #D735374



99-3311B P D

CHEVROLET **Camaro 1997-2002**

- A replacement for the factory dash panel now allows Double-DIN in an old popular application
- Available in scratch-resistant matte black



95-3312G P D

PONTIAC **Firebird 1993-2002**

- Designed for installation of Double-DIN
- Painted to match the factory color and finish



95-3314G P D

CHEVROLET **Malibu 2013-2015**

- **Malibu Limited 2016** (with manual climate controls)
- Specific for Double-DIN installations
- Painted to match the factory color and finish
- Multiple interfaces available for vehicle integration are sold separately



99-3314G P

CHEVROLET **Malibu 2013-2015**

- **Malibu Limited 2016** (with manual climate controls)
- Pocket included for Single-DIN installations
- Painted to match the factory color and finish
- Multiple interfaces available for vehicle integration are sold separately



Complete Interface Included

95-3318B P D

CHEVROLET **Malibu 2013-2015**

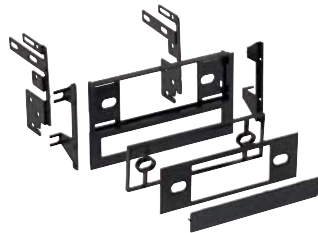
- **Malibu Limited 2016** (with manual climate controls)
- Designed for installation of ISO Double-DIN radios with an AV input
- Retains the factory personalization menu, climate controls status, and OnStar
- Pre-wired ASWC-1 harness (ASWC-1 sold separately)
- Painted scratch-resistant matte black



99-3320

PONTIAC **Grand Am 1996-2000**

- **Sunfire 1995-1999 | Grand Prix 1994-2003**
- **Bonneville 1994-1999 | Firebird/Trans Am 1993-2002**
- Includes easy-to-use instructions and all necessary hardware



99-3400

CHEVROLET | GEO | ISUZU | HONDA
Multi-Kit 1985-1995**

- Professional Installer Series TurboKit offers quick conversion from 2-shaft to DIN
- Allows for installation of 1/4" or 1/2" DIN equalizer



99-3410

CHEVROLET **Tracker 1998-2004**

- GEO **Metro | SUZUKI Swift 1993-1994**
- GEO **Tracker | SUZUKI Sidekick 1993-1998**
- **Grand Vitera 1992-2002 | XL7 2001-2002**
- **Aerio 2002 | Esteem 1995-2003**

- Professional Installer Series TurboKit offers quick conversion from 2-shaft to DIN



99-3411

GEO **Metro | SUZUKI Swift 1995-2001**

- Professional Installer Series TurboKit offers quick conversion from 2-shaft to DIN
- Includes a recessed DIN opening
- Allows installation of 1/4" or 1/2" DIN equalizer





99-3412

GEO Prizm 1993-1997

- Professional Installer Series TurboKit offers quick conversion from 2-shaft to DIN



99-3413

**CHEVROLET Prizm
TOYOTA Corolla 1998-2002**

- Retains factory cup holder



95-3527

PONTIAC Grand Prix 2004-2008

- Designed specifically for the installation of Double-DIN radios

 Manufactured under one or more of the following U.S. Patents and pending applications #D515508



99-3527

PONTIAC Grand Prix 2004-2008

- Holds either DIN or ISO DIN units
- Metra's patented quick release snap-in ISO mounting system with ISO trim ring



86-3528

PONTIAC GTO Radio Removal Tool



95-3528G

PONTIAC GTO 2004-2006

- Designed specifically for the installation of Double-DIN radios
- Painted gray to match factory finish
- Also available in painted matte black 95-3528B



95-3528B

PONTIAC GTO 2004-2006

- Designed specifically for the installation of Double-DIN radios
- Painted matte black to match factory finish



99-3528

PONTIAC GTO 2004-2006

- Recessed Single-DIN opening
- Oversized under-radio storage pocket



99-3900

**CHEVROLET | OLDSMOBILE | PONTIAC
Multi-Kit** 1994-2004**

- Exclusive for EQ applications only
- Easy conversion from 2-shaft to Single-DIN opening

**See Multi-Kit guide or Application Chart of this catalog for applications

GENERAL MOTORS

**99-4000**

GM Premium Multi-Kit with Pocket**
 BUICK | CADILLAC | CHEVROLET | GMC
 OLDSMOBILE | PONTIAC | SATURN **1982-2005**

- Special design accommodates Single-DIN, Single-DIN pullout and removable face Single-DIN radios
- Comes with under radio CD jewel case pocket
- Unique design with rounded edges

**89-99-4002**

GM Component Parts

- 1" trim plate (use with 87-09-4012 or 87-09-4544)

**87-09-4012**

GM Metal Basket

- Use with left-over trim plates from 99-4012, or use with: 89-99-4000, 89-99-4001, 89-99-4002

**99-4012**

GM Premium Pullout Multi-Kit with Flat, 1/2" & 1" Extensions** **1982-2005**

BUICK | CADILLAC | CHEVROLET | GMC
 OLDSMOBILE | PONTIAC | SATURN

- Comes complete with three ABS plastic faceplates: flat, 1/2" and 1" extension which snap onto the metal basket

**99-4500**

GM Multi-Kit 1/2" Extension** **1982-2005**

BUICK | CADILLAC | CHEVROLET | GMC
 OLDSMOBILE | PONTIAC | SATURN

- Professional Installer Series TurboKit
- Round edges finish off the face design
- Designed to use original equipment factory brackets or the 02-4544 bracket kit (optional)

**99-4544**

GM Premium Multi-Kit with EQ Option and Mounting Brackets** **1982-2005**

BUICK | CADILLAC | CHEVROLET | GMC
 OLDSMOBILE | PONTIAC | SATURN

- Professional Installer Series Kit
- Comes with four ABS plastic face plates: Flat, 1/2" extension, 1/2" with EQ opening and 1" extension which snap onto the plastic housing

**99-4545**

GM Premium Multi-Kit with EQ Option**
 BUICK | CADILLAC | CHEVROLET | GMC
 OLDSMOBILE | PONTIAC | SATURN **1982-2005**

- Comes complete with four ABS plastic face plates: Flat, 1/2" extension, 1/2" with EQ opening and 1" extension which snap onto the plastic housing
- Designed to use original equipment factory brackets or the optional 02-4544 bracket kit for times when OEM brackets are missing

**99-4644**


GM Premium Multi-Kit with Mounting Brackets**
 BUICK | CADILLAC | CHEVROLET | GMC
 OLDSMOBILE | PONTIAC | SATURN **1982-2005**

- Comes with three different mounting faceplate depths: flat, 1/2" and 1"
- Can ISO mount a radio at any three faceplate depths
- Comes with rear support
- Designed to use original equipment factory brackets or the 02-4544 bracket kit that is included for times when OEM brackets are missing

**99-4700**

GM Multi-Kit** BUICK | CADILLAC | CHEVROLET
 GMC | OLDSMOBILE | PONTIAC | SATURN **1982-2005**

- Bracket system design allows to telescope in and out in any increment; not restricted to 1/8" steps
- Designed to use original equipment factory brackets or the optional 02-4544 bracket kit for times when OEM brackets are missing



One piece molded design for solid installation

Rubber gasket to fight vibration and moisture

99-9600

HARLEY DAVIDSON Touring 1998-2013
(FL models with fairing)

- One piece design molded in ASA plastic offers durable support
- Rubber trim gasket to fight moisture and vibration
- The new harness is included and is pre-wired for the AXCESS ASWC-1 to retain handlebar controls
- Also check out Metra's new speaker adapters for these same models
- Also available with included handle bar control interface and antenna adapter as the 99-9613



Data Interface & Harnesses Included

95-9700



HARLEY DAVIDSON Street Glide | Electra Glide Ultra | Limited Models 2014-UP* Road Glide 2015-UP*

- Includes data interface accessory power and provides data for factory security system
- Includes LCD screen that retains oil pressure and EITMS info
- Designed for Double-DIN radio installations
- Also available with included handle bar control interface and antenna adapter as the 99-9714



Data Interface & Harnesses Included

Included LCD Screen Retains Oil Pressure and EITMS Info

99-9700

HARLEY DAVIDSON Street Glide | Electra Glide Ultra | Limited Models 2014-UP* Road Glide 2015-UP*

- Includes data interface accessory power and provides data for factory security system
- Includes LCD screen that retains oil pressure and EITMS info
- Designed for Single-DIN radio installations
- Also available with included handle bar control interface and antenna adapter as the 99-9714



99-9800

HARLEY-DAVIDSON® Touring 1998-2013
(FL models with fairing)

- Hinged, transparent, weather resistant cover
- Strong magnets & a rubber gasket keep the cover tight & in place when closed
- ISO DIN radio provision
- One piece design molded in ASA plastic
- Rubber trim gasket to fight moisture and vibration
- Be sure to purchase the 70-9800 wire harness



95-HDIF

HARLEY-DAVIDSON® Touring 1998-2013
(with batwing fairing)

- Designed to allow for the installation of a new style aftermarket Double-DIN large face radio
- Comes with radio mounting kit
- Accommodates factory speakers, or aftermarket 6.5" to 6.75" speakers
- Made from durable ABS plastic and comes painted black. Also available non-painted for custom installations, part number 95-HDIF-NP

POLARIS



99-9721



POLARIS Slingshot 2015-UP*

- Custom textured trim to match the factory finish with a built-in, retractable, smoke-tinted splash guard
- Designed for Single-DIN and Double-DIN installations. Pocket included for Single-DIN installations
- 70-9701 radio wire harness, 72-9701 and 72-9702 speaker harness solutions are available and sold separately



95-7801



HONDA | ACURA Multi-Kit 1990-2006

- Designed specifically for Double-DIN installations
- Rear support bracket is included
- See Multi-Kit guide or Application Chart of this catalog for applications



95-7802CH



HONDA CR-V 2012-2016

- Designed specifically for Double-DIN installations
- Painted a charcoal finish to match the factory color and finish



99-7802CH



HONDA CR-V 2012-2016

- Pocket included for Single-DIN installations
- Painted a charcoal finish to match the factory color and finish

**See Multi-Kit guide or Application Chart of this catalog for applications



HONDA + ACURA

Manufactured under one or more of the following U.S. Patents and pending applications: #D756348



88-00-7803 Pocket Accessory

Buttons and LCD retain all climate systems including Dual-Zone equipped cars

Double-DIN!!!



99-7803G



HONDA Accord 2003-2007

- Design allows for Double-DIN installs
 - Electronics integrate with manual, auto climate and dual zone climate systems
 - Painted and textured to match the factory color & finish
- Pocket Accessory** 88-00-7803 (sold separately)
- Designed as a replacement for the factory Honda pocket when using Metra's 99-7803G installation kit



Interface keeps factory LCD screen alive and retains all vehicle customization menus



99-7804B



HONDA Accord LX 2013-2017 | EX 2013-2015

- Designed for both single or Double-DIN installations
- Built and painted as two separate pieces to match the factory color and appearance
- Included interface retains the factory screen and retains control of factory customization menus (lighting, locks, trip info, etc...)



Interface keeps factory LCD screen alive and retains all vehicle customization menus



99-7804HG



HONDA Accord LX 2013-2017 | EX 2013-2015

- Designed for both single or Double-DIN installations
- Built and painted as two separate pieces to match the factory color and appearance
- Included interface retains the factory screen and retains control of factory customization menus (lighting, locks, trip info, etc...)



95-7805CH



ACURA TSX 2009-2014 (without NAV)

- Designed specifically for Double-DIN installations
- Painted scratch-resistant custom colored black
- Use 70-1729 harness and 40-HD10 antenna adapter for a complete installation (sold separately)



99-7805CH



ACURA TSX 2009-2014

- Pocket included for Single-DIN installations
- Painted scratch-resistant custom colored black
- Use 70-1729 harness and 40-HD10 antenna adapter for a complete installation (sold separately)



99-7806B



ACURA RL 1996-2003 (without factory NAV)

- Parts included for installation of DIN or Double-DIN radios
- Two different trim panels included for an extended year range in one kit
- Trim panels are painted a custom black to match the factory color and finish
- Use 70-1725 harness and antenna adapter is not required for a complete installation (sold separately)



95-7807



HONDA Accord | Crosstour 2008-2012 (with NAV)

- Specific for Double-DIN installations
- Painted to match the factory color and finish



99-7807



HONDA Accord | Crosstour 2008-2012 (with NAV)

- Pocket included for Single-DIN installations
- Painted to match the factory color and finish



95-7807T



HONDA Accord | Crosstour 2008-2012 (with NAV)

- Specific for Double-DIN installations
- Painted to match the factory color and finish

Manufactured under one or more of the following U.S. Patents and pending applications: #D755177



99-7807T



HONDA Accord | Crosstour 2008-2012 (with NAV)

- Pocket included for Single-DIN installations
- Painted to match the factory color and finish



99-7808B



ACURA TL 2009-2014

- Parts included for DIN or Double-DIN installations
- Painted scratch-resistant matte black
- Built to integrate the factory climate controls into the new radio replacement panel



Double-DIN!!!

Buttons and LCD retain all climate systems including Dual-Zone equipped cars



99-7809B



ACURA TSX 2004-2008

- Design allows for Double-DIN or DIN installs
- Electronics integrate with the auto/dual-zone climate system
- Painted and textured to match the factory color and finish



95-7810B



HONDA HRV 2016-UP*

- Designed specifically for the installation of ISO Double-DIN radios
- Retains the factory vents in their original location
- Painted scratch-resistant matte black



99-7810B



HONDA HRV 2016-UP*

- Designed specifically for single ISO DIN installations
- Retains the factory vents in their original location
- Painted scratch-resistant matte black



95-7811B



HONDA Pilot 2016-UP* | Ridgeline 2017-UP*

- Designed specifically for the installation of ISO Double-DIN radios
- Matte black with vent silver trim



99-7811B



HONDA Pilot 2016-UP* | Ridgeline 2017-UP*

- Designed specifically for single ISO DIN installations
- Matte black with silver vent trim
- Includes a pocket



95-7811HG



HONDA Pilot 2016-UP* | Ridgeline 2017-UP*

- Designed specifically for the installation of ISO Double-DIN radios
- Gloss black with silver vent trim



99-7811HG



HONDA Pilot 2016-UP* | Ridgeline 2017-UP*

- Designed specifically for single ISO DIN installations
- Gloss black with silver vent trim
- Includes a pocket

**See Multi-Kit guide or Application Chart of this catalog for applications



95-7812B



HONDA Civic LX/LX Sport 2016-UP*

- Designed specifically for the installation of Double-DIN radios
- Painted scratch-resistant matte black

Manufactured under one or more of the following U.S. Patents and pending applications: #D802579



99-7812B



HONDA Civic LX/LX Sport 2016-UP*

- Includes a storage pocket for Single-DIN installations
- Painted scratch-resistant matte black



99-7814



HONDA | ACURA Multi-Kit 1988-2006

- Parts included for the installation of both Single-DIN and Double-DIN radios
- Covers a large range of the most popular Acura/Honda applications on the road today
- Textured for a clean factory appearance
- See Multi-Kit guide or Application Chart of this catalog for applications



95-7815B



ACURA TL 2004-2008

- Specifically designed for Double-DIN installations
- Painted scratch-resistant matte black
- Use the 70-1721 wire harness and 40-HD10 antenna adapter (07-08 only) to complete the installation



99-7815B



ACURA TL 2004-2008

- Pocket included for Single-DIN installations
- Painted scratch-resistant matte black
- Use the 70-1721 wire harness and 40-HD10 antenna adapter (07-08 only) to complete the installation



99-7816G



HONDA Civic 2006-2011

- Double-DIN trim plate and brackets
- Allows retention of factory climate controls air vents hazard button and passenger airbag light in their original location
- High grade ABS plastic – painted charcoal gray to match factory color contoured and textured to compliment factory dash



99-7816T



HONDA Civic 2006-2011

- Double-DIN trim plate and brackets
- Allows retention of factory climate controls air vents hazard button and passenger airbag light in their original location
- High grade ABS plastic – painted taupe to match factory color contoured and textured to compliment factory dash



95-7817HG



HONDA CRV 2017-UP* (LX models only)

- Designed specifically for the installation of Double-DIN radios
- Painted high gloss black to match factory finish.



99-7817HG



HONDA CRV 2017-UP* (LX models only)

- Pocket included for the installation of Single-DIN radios
- Painted high gloss black to match factory finish.



99-7819



HONDA PILOT 2006-2008 (with factory NAV)
 • Designed for the installation of both Single-DIN and Double-DIN radios
 • Textured ABS for durability with a factory appearance



95-7820B



ACURA MDX 2007-2013
 • ISO DDIN radio provision
 • Complete lower center panel for a clean look
 • Will work with both NAV and non-NAV models
 • Painted scratch resistant matte black



99-7820B



ACURA MDX 2007-2013
 • ISO DIN radio provision with pocket
 • Complete lower center panel for a clean look
 • Will work with both NAV and non-NAV models
 • Painted scratch resistant matte black



99-7860



HONDA Civic SI 2002-2005 (for US models only)
 • Will accommodate a full recessed DIN unit with a pocket
 • Fits an ISO mount radio with a pocket
 • Mounts a Double-DIN unit



95-7861



HONDA Pilot 2003-2008
 • Designed specifically for the installation of Double-DIN radios
 • For models without factory NAV



99-7861

HONDA Pilot 2003-2008
 • Metra's patented quick release snap-in ISO mounting system with ISO trim ring
 • For models without factory NAV



95-7862



HONDA Accord 2003-2007
 • A Double-DIN option to compliment the existing 99-7862 for Single-DIN
 • Special harness included for lower dash mounting and keeping the factory radio in place
 • Will work in NAV models



99-7862

HONDA Accord 2003-2007
 • Mounts aftermarket radio in console pocket location
 • Comes complete with harness that will provide all the connections to install an aftermarket unit using factory speaker, power and ground wires
 • Will work in NAV models



95-7863



HONDA Element 2003-2011
 • Double-DIN specific
 • Fits all Element models

**See Multi-Kit guide or Application Chart of this catalog for applications



99-7863

HONDA Element 2003-2011

- Holds either DIN or ISO DIN units
- Metra's patented quick release snap-in ISO mounting system with ISO trim ring



95-7866B



ACURA MDX 2001-2006

- Painted matte black to match factory finish
- Designed specifically for the installation of Double-DIN radios



99-7866

ACURA MDX 2001-2006

- Holds either DIN or ISO DIN units
- Metra's patented quick release snap-in ISO mounting system with ISO trim ring



95-7867



ACURA RSX 2002-2006

- Designed specifically for the installation of Double-DIN radios
- Has provision for factory hazard button



99-7867

ACURA RSX 2002-2006

- Metra's patented ISO quick release brackets
- Has provision for factory hazard button



95-7868B



ACURA CL 2001-2003 | TL 1999-2003

- Painted matte black to match factory finish
- Designed specifically for the installation of Double-DIN radios



99-7868

ACURA CL 2001-2003 | TL 1999-2003

- Holds either DIN or ISO DIN units
- Metra's patented quick release snap-in ISO mounting system with ISO trim ring



99-7869



HONDA Odyssey 2005-2010

- Metra's patented quick release snap-in ISO mounting system with ISO trim ring
- Recessed DIN opening
- Storage pocket with built-in radio supports below the radio opening



95-7870G



HONDA Ridgeline 2005-2014

- Designed specifically for the installation of Double-DIN radios
- Painted dark gray to match factory color and finish



95-7870T



HONDA Ridgeline 2005-2014

- Designed specifically for the installation of Double-DIN radios
- Painted taupe to match factory color and finish



99-7870G



HONDA Ridgeline 2005-2014

- Metra's patented quick release snap-in ISO mounting system with ISO trim ring
- Recessed DIN opening
- Painted dark gray to match factory color and finish



99-7870T



HONDA Ridgeline 2005-2014

- Metra's patented quick release snap-in ISO mounting system with ISO trim ring
- Recessed DIN opening
- Painted taupe to match factory color and finish



99-7872



HONDA Fit 2007-2008

- Custom design allows retention of factory climate controls in their original position and passenger airbag light
- Metra's patented quick release snap-in ISO mounting system with ISO trim ring
- Painted matte black



99-7873



HONDA CRV 2007-2011

- Metra's patented quick release snap-in ISO mounting system with ISO trim ring
- Includes parts for installation of Double-DIN radios or two Single-DIN radios



99-7874



HONDA Accord 2008-2012 (without factory NAV or dual zone climate controls)

- Custom design allows retention of factory climate controls, air vents, hazard button and passenger airbag light in their original location
- Painted matte black to match factory color and texture
- Metra's patented quick release snap-in ISO mounting system with ISO trim ring
- Use the 95-7807 or 99-7807 series for NAV equipped cars



99-7874T



HONDA Accord 2008-2012 (without factory NAV or dual zone climate controls)

- Custom design allows retention of factory climate controls, air vents, hazard button and passenger airbag light in their original location
- Painted taupe to match factory color and texture
- Metra's patented quick release snap-in ISO mounting system with ISO trim ring
- Use the 95-7807 or 99-7807 series for NAV equipped cars

**See Multi-Kit guide or Application Chart of this catalog for applications



HONDA + ACURA



99-7875



- HONDA Accord 2008-2012 (without NAV with dual zone climate controls)
- Custom design allows retention of factory climate controls, air vents, hazard button and passenger airbag light in their original location
 - Painted matte black to match factory color and texture
 - Metra's patented quick release snap-in ISO mounting system with ISO trim ring
 - Use the 95-7807 or 99-7807 series for NAV equipped cars



99-7875T



- HONDA Accord 2008-2012 (without NAV with dual zone climate controls)
- Custom design allows retention of factory climate controls, air vents, hazard button and passenger airbag light in their original location
 - Painted taupe to match the factory color
 - Metra's patented quick release snap-in ISO mounting system with ISO trim ring
 - Use the 95-7807 or 99-7807 series for NAV equipped cars



99-7876

- HONDA Pilot 2009-2011
- ISO DIN mount with a storage pocket



95-7877S



- HONDA Fit 2009-2013
- A new part revised from the existing 99-7877, but now specifically for Double-DIN
 - Painted silver to match factory finish
 - Use 70-1729 harness and 40-HD10 antenna adapter for a complete installation (sold separately)



95-7877B



- HONDA Fit 2009-2013
- A new part revised from the existing 99-7877, but now specifically for Double-DIN
 - Painted scratch-resistant matte black
 - Use 70-1729 harness and 40-HD10 antenna adapter for a complete installation (sold separately)



99-7877B



- HONDA Fit 2009-2013
- Designed specifically for Signle-DIN installations
 - Painted scratch-resistant matte black
 - Use 70-1729 harness and 40-HD10 antenna adapter for a complete installation (sold separately)



99-7877S



- HONDA Fit 2009-2013
- DIN/Double-DIN
 - Painted silver to match factory finish



99-7878B



- HONDA Insight 2010-2014
- DIN/Double-DIN
 - Painted matte black to match factory finish



95-7879



- HONDA CRZ 2011-2016
- Custom molded texture and paint match the factory finish
 - Retains factory hazard button and passenger airbag light
 - Designed specifically for the installation of Double-DIN radios



99-7879



HONDA CRZ 2011-2016

- Custom molded texture and paint match the factory finish
- Retains factory hazard button and passenger airbag light
- Includes a storage pocket for DIN Installations



99-7880B



HONDA Odyssey 2011-2013 (without NAV)

- Painted scratch-resistant matte black to match the factory color and finish
- Utilizes factory brackets for radio support
- Oversized storage pocket included



95-7881G



HONDA Civic 2012-2012

- Painted gray to match factory color and finish
- Designed specifically for the installation of Double-DIN radios



99-7881G



HONDA Civic 2012-2012

- Painted gray to match factory color and finish
- Includes a storage pocket for DIN Installations



95-7882B



HONDA Civic 2013-2015

- Double-DIN installations
- Painted scratch-resistant matte black
- Use 70-1729 harness and 40-HD11 antenna adapter for a complete installation (sold separately)



99-7882B



HONDA Civic 2013-2015

- Pocket included for Single-DIN installations
- Painted scratch-resistant matte black
- Use 70-1729 harness and 40-HD11 antenna adapter for a complete installation (sold separately)



95-7883HG



HONDA Fit 2015-UP*

- Painted high gloss black
- Specific for Double-DIN installations
- Built in location for the factory hazard switch and airbag indicator



99-7883HG



HONDA Fit 2015-UP*

- Painted high gloss black
- Pocket included for Single-DIN installations
- Built in location for the factory hazard switch and airbag indicator



99-7888

HONDA Accord 1990-1993 | Odyssey 1995-1998

Prelude 1988-1991 | ACURA TL 1996-1998

Vigor 1992-1994 | Integra & Legend 1990-2001

ISUZU Oasis 1996-1998

- Professional Installer Series TurboKit offers quick conversion from 2-shaft to DIN
- Includes 1/4" or 1/2" DIN equalizer provision with side supports
- Factory-style rear support bracket

**See Multi-Kit guide or Application Chart of this catalog for applications



HONDA + ACURA



99-7889

HONDA **Prelude 1992-1996**

- Professional Installer Series TurboKit offers quick conversion from 2-shaft to DIN
- Includes 1/4" or 1/2" DIN equalizer provision with side supports
- Factory-style rear support bracket



99-7890

HONDA **Accord 1990-1997** | **Odyssey 1995-1998**

ACURA **CL 1997-1999** | **TL 1996-1998**

Vigor 1991-1996 | **Integra & Legend 1990-2001** | **ISUZU Oasis 1996-1998**

- Includes 1/4" or 1/2" DIN equalizer provision with side supports
- Factory-style rear support bracket



99-7891

HONDA **Civic Custom Kit 1996-1998**

- Accommodates DIN and 2-shaft radios
- Retains the factory pocket



99-7892

HONDA **Accord 1990-1997** | **Odyssey 1995-1998**

ACURA **CL 1997-1999** | **TL 1996-1998**

Vigor 1991-1996 | **Integra & Legend 1990-2001**

ISUZU **Oasis 1996-1998**

- Accommodates DIN, ISO DIN and 2-shaft radios
- Comes complete with built-in pocket that holds two CD jewel cases



99-7893

HONDA **CRV** | **Prelude 1997-2001**

- Pocket holds two CD jewel cases
- Easy conversion from 2-shaft to DIN



99-7894

HONDA **Accord 1998-2002**

- Includes recessed DIN opening with the option to retain the factory pocket
- Allows the installation of a 1/4" or 1/2" DIN equalizer
- Includes EQ / factory pocket retention supports
- Equalizer trim plate included for times when no EQ is installed



95-7895

HONDA **Accord 1998-2002**

- Designed specifically for the installation of Double-DIN radios



99-7895

HONDA **Accord 1998-2002** (with pocket)

- Pocket holds three CD jewel cases



99-7896

HONDA **Civic 1999-2000**

- Professional Installer Series TurboKit offers quick conversion from 2-shaft to DIN
- Pocket holds two CD jewel cases

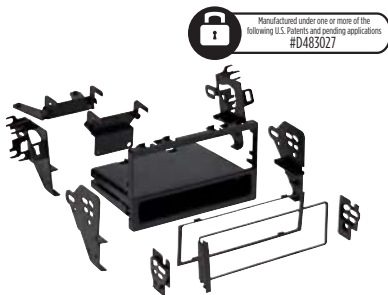
HONDA + ACURA + HYUNDAI + KIA



99-7897

HONDA Civic | Civic Hybrid 2001-2005

- Matches the factory dash contour perfectly
- Allows the installation of ISO DIN or DIN mount radios



99-7898

HONDA | ACURA Multi-Kit 1988-2006**

- Provides pocket with mounting of a DIN radio or an ISO DIN radio
- Includes rear support bracket

Manufactured under one or more of the following U.S. Patents and pending applications: #D483027



95-7899



HONDA Civic 2001-2005
(Excludes Si & 2005 SE Models)

- Allows for two stacked ISO DIN radios or a Double-DIN radio using the factory brackets



99-7899

HONDA Civic 2001-2005
(Excludes Si & 2005 SE Models)

- For ISO DIN and DIN mount radios



95-1003



**KIA Sephia 1995-2001 | Sportage 1995-2002
Rio 2001 | Spectra 2000-2001**

- Designed specifically for the installation of Double-DIN radios



95-1003

**KIA Sephia 1995-2001 | Sportage 1995-2002
Rio 2001 | Spectra 2000-2001**

- Designed specifically for the installation of Single-DIN radios
- Includes multiple faceplates



95-1005



**KIA Sedona 2002-2005 | Spectra 2000-2006
Rio 2002-2005 | Sorrento LX (excluding sport packages) 2003-2006**

- Designed specifically for the installation of Double-DIN radios



99-1005

KIA Sedona 2002-2005 | Spectra 2002-2004

- Provides pocket with recessed mounting of a DIN radio or an ISO DIN radio using Metra's patented ISO Quick-Release Brackets
- Comprehensive instruction manual
- All necessary hardware for easy installation



95-1006



**KIA Sorrento EX 2003-2006
Sorento LX Sport 2003-2006**

- Designed specifically for the installation of ISO Double-DIN radios
- Fills a specific application gap where no product was previously available

**See Multi-Kit guide or Application Chart of this catalog for applications

HYUNDAI+KIA



99-1006

KIA Sorento EX 2003-2006

LX 2004-2006 (with sport package)

- Recessed DIN radio opening ISO mount radio compatible using snap-in ISO radio mounts
- Comes complete with built-in under-radio pocket



99-1007

KIA Rio 2002-2005

- Recessed DIN radio opening
- ISO mount radio compatible using Snap-In ISO radio mounts
- Comes complete with built-in under-radio pocket



99-1008

KIA Sorento LX 2003-2006

Spectra 2004-2006

- Recessed DIN radio opening
- ISO mount radio compatible using Snap-In ISO radio mounts
- Comes complete with built-in under-radio pocket



99-7301

HYUNDAI Multi-Kit** 1986-2005

- Professional Installer Series TurboKit offers quick conversion from 2-shaft to DIN



99-7308

HYUNDAI Accent 1995-2005

Elantra 1996-2000 | Sonata 1995-1998
Tiburon 1997-2001

- Professional Installer Series TurboKit



95-7309



HYUNDAI Elantra 1996-2000

Sonata 1995-2001 | Tiburon 1997-2001
Santa Fe 2001-2006

- Designed specifically for the installation of Double-DIN radios



99-7309

HYUNDAI Elantra 1996-2000

Sonata 1995-2001 | Tiburon 1997-2001

Santa Fe 2001-2006

- Professional Installer Series TurboKit designed for Hyundai models with 4" dash openings
- For DIN mount radio applications
- Pocket holds CD jewel cases



99-7310

HYUNDAI Accent 2000-2001

- Professional Installer Series TurboKit fits ISO DIN radios



99-7311

HYUNDAI Sonata 1999-2001

- Professional Installer Series TurboKit for ISO mount applications only
- Contoured to match factory dashboard



99-7312

HYUNDAI **Tiburon 1997-2001**

- Professional Installer Series TurboKit for ISO mount applications only
- Contoured to match factory dashboard



95-7313

HYUNDAI **Elantra 2001-2006**
Sonata 2002-2005 | Tiburon 2003-2008
 KIA **Optima 2001-2006**

- Designed specifically for the installation of Double-DIN radios



99-7313

HYUNDAI **Elantra 2001-2006**
Sonata 2002-2005 | Tiburon 2003-2008
 KIA **Optima 2001-2006**

- Professional Installer Series TurboKit for DIN mount radio applications only
- Integrally designed pocket holds CD jewel cases



95-7315

HYUNDAI **Tucson 2005-2009**

- Designed specifically for the installation of Double-DIN radios



99-7315

HYUNDAI **Tucson 2005-2009**

- Recessed DIN opening
- Metra's patented Snap-In ISO Support System
- Comes with oversized under-radio storage pocket



99-7316

HYUNDAI **XG 300 2001 | XG 350 2002-2005**

- Metra's patented quick release snap-in ISO mounting system with ISO trim ring
- Recessed DIN opening



99-7317

KIA **Sportage 2005-2010**

- Recessed DIN opening
- Storage pocket with built-in radio supports



95-7318

KIA **Spectra 2005-2006**

- Designed specifically for the installation of Double-DIN radios



99-7318

KIA **Spectra 2005-2006**

- Metra's patented quick release snap-in ISO mounting system with ISO trim ring
- Storage pocket with built-in radio supports below the radio opening
- High-grade ABS plastic - contoured and textured to compliment factory dash

**See Multi-Kit guide or Application Chart of this catalog for applications



95-7319



KIA Amanti 2004-2006

- Designed for the installation of Double-DIN radios to complement the existing 99-7319 kit



99-7319

KIA Amanti 2004-2006

- Metra's patented quick release snap-in ISO mounting system with ISO trim ring
- Storage pocket with built-in radio supports below the radio opening



95-7320



HYUNDAI Sonata 2006-2008


- Includes parts for installation of Double-DIN radios



99-7320

HYUNDAI Sonata 2006-2008

- DIN head unit provision
- Storage pocket



95-7321



HYUNDAI Accent | KIA Rio 2006-2011

- Designed specifically for the installation of Double-DIN radios



99-7321

HYUNDAI Accent | KIA Rio 2006-2011

- Metra's patented quick release snap-in ISO mounting system with ISO trim ring
- Storage pocket with built-in radio supports below the radio opening



95-7322



HYUNDAI Azera 2006-2011

(for US models only)

- Includes parts for installation of Double-DIN radios
- Contoured and textured to match factory dash



99-7322

HYUNDAI Azera 2006-2011

(for US models only)

- Metra's patented quick release snap-in ISO mounting system with ISO trim ring
- Recessed DIN opening



95-7323



HYUNDAI Entourage 2007-2008

KIA Sedona 2006-2014

- Designed for installation of Double-DIN



99-7323

HYUNDAI **Entourage 2007-2008**
KIA **Sedona 2006-2014**

- Metra's patented quick release snap-in ISO mounting system with ISO trim ring
- Built in oversized storage pocket with built-in radio supports
- Recessed DIN opening



95-7324

KIA **Optima 2006-2010**

- Designed for installation of Double-DIN or two Single-DIN radios



99-7324

KIA **Optima 2006-2010**

- Built in oversized storage pocket with built-in radio supports
- Metra's patented quick release snap-in ISO mounting system with ISO trim ring
- Recessed DIN opening



95-7325B

HYUNDAI **Santa Fe 2007-2012**

- Excludes 2008-2012 NAV models
- Contoured to match factory dash
- High grade ABS plastic
- Includes parts for installation of Double-DIN radios
- 95-7325S available in silver



99-7325B

HYUNDAI **Santa Fe 2007-2012**

- Excludes 2008-2012 NAV models
- Metra's patented quick release snap-in ISO mounting system with ISO trim ring
- 99-7325S available in silver



95-7326

HYUNDAI **Elantra 2007-2010**
(for U.S. models only)


- Includes parts for installation of Double-DIN radios



99-7326

HYUNDAI **Elantra 2007-2010**
(for U.S. models only)

- Metra's patented, Quick Release Snap-In, ISO mount system with custom trim ring
- Built-in oversized storage pocket with built in radio supports
- Recessed DIN opening



95-7328

KIA **Sorento 2007-2009**

- Designed for installation of Double-DIN
- Contoured and textured to match factory dash



99-7328

KIA **Sorento 2007-2009**

- Built in oversized storage pocket with built in radio supports
- Metra's patented quick release snap-in ISO mounting system with ISO trim ring
- Recessed DIN opening

**See Multi-Kit guide or Application Chart of this catalog for applications



95-7329



KIA Rondo 2007-2010

- Designed for installation of Double-DIN
- Contoured and textured to match factory dash



99-7329

KIA Rondo 2007-2010

- Built in oversized storage pocket with built-in radio supports
- Metra's patented quick release snap-in ISO mounting system with ISO trim ring
- Recessed DIN opening



95-7330



KIA Spectra | Spectra5 2007-2009

- Designed for installation of Double-DIN



99-7330

KIA Spectra | Spectra5 2007-2009

- Built in oversized storage pocket with built-in radio supports
- Metra's patented quick release snap-in ISO mounting system with ISO trim ring



95-7331



KIA Amanti 2007-2009

- Designed for installation of Double-DIN



99-7331

KIA Amanti 2007-2009

- Built in oversized storage pocket with built-in radio supports
- Metra's patented quick release snap-in ISO mounting system with ISO trim ring



95-7332



HYUNDAI Elantra 2007-2010

- (for factory radio delete option)
- Includes parts for installation of Double-DIN radios



99-7332

HYUNDAI Elantra 2007-2010

- (for factory radio delete option)
- Metra's patented quick release snap-in ISO mounting system with ISO trim ring
 - Built in oversized storage pocket with radio supports



95-7333



HYUNDAI Sonata 2009-2010

- Designed specifically for the installation of Double-DIN radios
- Painted to match bronze OEM color and finish



99-7333



HYUNDAI Sonata 2009-2010

- Metra's patented quick release snap-in ISO mounting system with ISO trim ring
- Recessed DIN opening
- Painted to match bronze OEM color and finish



99-7334



KIA Borrego 2009-2010

- Metra's patented quick release snap-in ISO mounting system with ISO trim ring
- Designed for both DIN and Double-DIN installs



99-7335S



HYUNDAI Veracruz Limited 2007-2012

- Automatic climate control only
- Painted silver to match factory dash
- Designed for both DIN and Double-DIN radios



95-7336S



HYUNDAI Genesis Coupe 2010-2011
(without NAV)

- For use with automatic climate control
- Painted silver to match factory dash
- Double-DIN radio provision
- Also available in black 95-7336B



99-7336S



HYUNDAI Genesis Coupe 2010-2011
(without NAV)

- For use with automatic climate control
- Painted silver to match factory dash



95-7337B



KIA Soul 2010-2011

- Painted a scratch-resistant matte black to match factory dash
- Double-DIN radio provision

Manufactured under one or more of the following U.S. Patents and pending applications: #D640684

Manufactured under one or more of the following U.S. Patents and pending applications: #D639797



99-7337B



KIA Soul 2010-2011

- Painted a scratch-resistant matte black to match factory dash
- ISO DIN radio provision



99-7338B



KIA Forte 2010-2013

- For installation of Double-DIN and DIN radios
- Painted matte black to match factory color and finish



99-7338HG

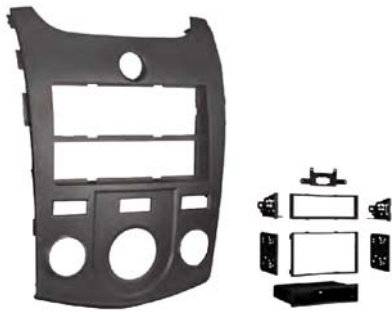


KIA Forte 2010-2013

- For installation of Double-DIN and DIN radios
- Painted high gloss black to match factory color and finish

**See Multi-Kit guide or Application Chart of this catalog for applications

HYUNDAI+KIA



99-7338S



KIA Forte 2010-2013

- For installation of Double-DIN and DIN radios
- Painted silver to match factory color and finish



95-7339B



HYUNDAI Genesis Coupe 2010-2012

- For use with manual climate control
- Painted black to match factory dash
- Double-DIN radio provision



99-7339B



HYUNDAI Genesis Coupe 2010-2012

- For use with manual climate control
- Painted black to match factory dash
- ISO DIN radio provision



95-7339S



HYUNDAI Genesis Coupe 2010-2012

- For use with manual climate control
- Painted silver to match factory dash
- Double-DIN radio provision



99-7339S



HYUNDAI Genesis Coupe 2010-2012

- For use with manual climate control
- Painted silver to match factory dash
- ISO DIN radio provision



95-7340B



KIA Sorento 2011-2013

- For installation of DIN radios use 99-7340B
- Painted matte black to match OEM color and finish



99-7340B



KIA Sorento 2011-2013

- For installation of Double-DIN radios use 95-7340B
- Painted matte black to match OEM color and finish



99-7341B



HYUNDAI Tuscon 2010-2013

- Double-DIN and DIN radio provision
- Painted matte black to match factory finish



99-7342



HYUNDAI Sonata 2011-2011 (excluding Limited models) | **2012-2014** (without NAV)

- For models equipped with manual climate controls
- Large panel is painted three different colors to match the factory finish
- Parts included for DIN and Double-DIN installations



99-7343



HYUNDAI Sonata 2011

(limited without OE NAV)

- For models equipped with auto climate controls
- Large panel is painted three different colors to match factory
- Parts included for DIN and Double-DIN installations



95-7344CH



KIA Sportage 2011-2016

- Painted charcoal to match factory
- Included brackets support the Double-DIN radio while the radio panel snaps over to trim
- Provision to retain the factory passenger airbag light



99-7344CH



KIA Sportage 2011-2016

- Painted charcoal to match factory
- Brackets and an oversized storage pocket compliment the DIN radio's installation
- Provision to retain the factory passenger airbag light



95-7344G



KIA Sportage 2011-2016

- Painted gray to match the factory color
- Included brackets support the Double-DIN radio while the radio panel snaps over to trim
- Provision to retain the factory passenger airbag light



99-7344G



KIA Sportage 2011-2016

- Painted gray to match the factory color
- Brackets and an oversized storage pocket compliment the DIN radio's installation
- Provision to retain the factory passenger airbag light



95-7345B



KIA Optima 2011-2013

- Painted scratch-resistant matte black to match the factory color and finish
- Specifically designed for installation of Double-DIN radios



99-7345B



KIA Optima 2011-2013

- Painted scratch-resistant matte black to match the factory color and finish
- Oversized storage pocket included



99-7346B



HYUNDAI Elantra 2011-2013

- Designed for the installation of DIN and Double-DIN radios
- Painted scratch-resistant matte black to match factory color and finish



99-7347B



HYUNDAI Accent 2012-2017

- Designed for the installation of ISO DIN or Double-DIN radios
- Painted scratch-resistant matte black to match factory color and finish
- Radio Delete models use kit 99-7348B

**See Multi-Kit guide or Application Chart of this catalog for applications

HYUNDAI+KIA

 Manufactured under one or more of the following U.S. Patents and pending applications #0716791



99-7348B 

HYUNDAI Accent 2012-2013
(without factory radio)

- Designed specifically for vehicles without factory radios
- For the installation of ISO DIN or Double-DIN radios
- Pocket included for installation of ISO DIN radios



95-7349B  

KIA Soul 2012-2013 (without navigation)

- Designed specifically for Double-DIN installations
- Painted scratch-resistant matte black to match the factory color and finish



99-7349B 

KIA Soul 2012-2013 (without navigation)

- Pocket included for Single-DIN installations
- Painted scratch-resistant matte black to match the factory color and finish



95-7350B  

HYUNDAI Veloster 2012-2017

- Designed specifically for Double-DIN installations
- Painted scratch-resistant matte black to match the factory color and finish



99-7350B 

HYUNDAI Veloster 2012-2017U

- Pocket included for Single-DIN installations
- Painted scratch-resistant matte black to match the factory color and finish



95-7352B  

HYUNDAI Genesis Coupe 2013-2016
(without navigation)

- Designed specifically for Double-DIN installations
- Painted scratch-resistant matte black to match the factory color and finish



99-7352B 

HYUNDAI Genesis Coupe 2013-2016
(without navigation)

- Pocket included for Single-DIN installations
- Painted scratch-resistant matte black to match the factory color and finish



95-7353CH  

KIA Rio 2012-2015

- Designed specifically for Double-DIN installations
- Engineered to retain factory components and switches like hazard, push to start, climate vents and airbag indicators
- Painted scratch-resistant charcoal to match the factory color and finish



99-7353CH 

KIA Rio 2012-2015

- Pocket included for Single-DIN installations
- Engineered to retain factory components and switches like hazard, push to start, climate vents and airbag indicators
- Painted scratch-resistant charcoal to match the factory color and finish



95-7354B



HYUNDAI Santa Fe 2013-2016

(without navigation)

- Designed specifically for Double-DIN installations
- Painted scratch-resistant matte black to match the factory color and finish



99-7354B



HYUNDAI Santa Fe 2013-2016

(without navigation)

- Pocket included for Single-DIN installations
- Painted scratch-resistant matte black to match the factory color and finish



95-7355B



KIA Sorento 2014-2015 (without navigation)

- Double-DIN installations
- Painted scratch-resistant matte black



99-7355B



KIA Sorento 2014-2015 (without navigation)

- Pocket included for Single-DIN installations
- Painted scratch-resistant matte black



95-7356B



KIA Forte 2014-UP*

- Double-DIN installations
- Painted scratch-resistant matte black



Manufactured under one or more of the following U.S. Patents and pending applications: #D725095

99-7356B



KIA Forte 2014-UP*

- Pocket included for Single-DIN installations
- Painted scratch-resistant matte black



95-7357HG



HYUNDAI Elantra GT 2013-2017 (without NAV)

- Double-DIN installations
- Painted high gloss black
- Use 70-7304 harness for a complete installation (sold separately)




99-7357HG



HYUNDAI Elantra GT 2013-2017 (without NAV)

- Pocket included for Single-DIN installations
- Painted high gloss black
- Use 70-7304 harness for a complete installation (sold separately)



99-7358



HYUNDAI | KIA Multi-Kit 1996-2010**

- (excluding OE NAV models)
- Parts included for installation of both DIN and Double-DIN radios
- Multiple trim-plates and bracket provide a large number of vehicle applications

**See Multi-Kit guide or Application Chart of this catalog for applications

HYUNDAI+KIA

 Manufactured under one or more of the following U.S. Patents and pending applications #D757708



95-7359B  

- KIA Optima 2014-2015** (without NAV)
- Specific for Double-DIN installations
 - Painted to match the factory color and finish
 - Use 70-7304 or AX-HYKIA-SWC harness for a complete installation (sold separately)



99-7359B 

- KIA Optima 2014-2015** (without NAV)
- Pocket included for Single-DIN installations
 - Painted to match the factory color and finish
 - Use 70-7304 or AX-HYKIA-SWC harness for a complete installation (sold separately)



95-7360B  

- KIA Soul 2014-UP** (excluding models with OE NAV and/or auto climate)
- Specific for Double-DIN installations
 - Painted to match the factory color and finish



99-7360B 

- KIA Soul 2014-UP*** (excluding models with OE NAV and/or auto climate)
- Pocket included for Single-DIN installations
 - Painted to match the factory color and finish



95-7361S  

- HYUNDAI Santa Fe 2010-2012** (with factory NAV)
- Specifically designed for Double-DIN installations
 - Painted to match the factory color and finish



95-7362B  

- HYUNDAI Elantra 2014-2016**
- Specific for Double-DIN installations
 - Painted to match the factory color and finish



99-7362B 

- HYUNDAI Elantra 2014-2016**
- Pocket included for Single-DIN installations
 - Painted to match the factory color and finish



DP-7363B  

- HYUNDAI Sonata 2015-2017 | Sonata Hybrid 2016-2017**
- One of the largest radio replacement kits available... ever!
 - Parts included for DIN or Double-DIN installations
 - Painted a custom scratch-resistant matte black



95-7364B  

- HYUNDAI Tucson 2014-2016** (with 4.3" OE screen or NAV)
- Painted scratch-resistant matte black
 - Specific for Double-DIN installations

 Manufactured under one or more of the following U.S. Patents and pending applications #D790529



99-7364B P

- HYUNDAI Tucson 2014-2016**
(with 4.3" OE screen or NAV)
- Painted scratch-resistant matte black
 - Pocket included for Single-DIN installations



95-7365B P D

- KIA Sedona 2015-UP***
- Specifically designed for Double-DIN installations
 - Painted scratch-resistant matte black



99-7365B P

- KIA Sedona 2015-UP***
- Packaged with a pocket for DIN installation
 - Painted scratch-resistant matte black



95-7366B P D

- KIA Sorento 2016-UP***
- Designed specifically for the installation of ISO Double-DIN radios
 - Painted scratch-resistant matte black



99-7366B P

- KIA Sorento 2016-UP***
- Designed specifically for single ISO DIN installations
 - Painted scratch-resistant matte black



99-7367B P D

- KIA Rio 2016-2017**
- Specific for models with factory push to start
 - Painted scratch-resistant matte black
 - Provisions for retaking the factory clock or storage pocket
 - Designed for installation of both Single-DIN and Double-DIN radios



99-7367HG P D

- KIA Rio 2016-2017**
- Specific for models with factory push to start
 - Painted gloss black
 - Provisions for retaining the factory clock or storage pocket
 - Designed for installation of both Single-DIN and Double-DIN radios



99-7368B P D

- KIA Rio 2016-2017**
- Painted scratch-resistant matte black
 - Designed for installation of both Single-DIN and Double-DIN radios



99-7368HG P D

- KIA Rio 2016-2017** (without push to start)
- Painted gloss black
 - Designed for installation of both Single-DIN and Double-DIN radios

**See Multi-Kit guide or Application Chart of this catalog for applications



HYUNDAI+KIA

Manufactured under one or more of the following U.S. Patents and pending applications: #D789350



95-7369B P D

- HYUNDAI Tucson 2016-UP***
- Designed specifically for the installation of Double-DIN radios
 - Painted scratch-resistant matte black
 - Molded vent icons retain factory look



99-7369B P

- HYUNDAI Tucson 2016-UP***
- Includes a storage pocket for Single-DIN installations
 - Painted scratch-resistant matte black
 - Molded vent icons retain factory look



99-7370B P D

- KIA Picanto 2015-UP***
- Parts included for Single-DIN or Double-DIN installations
 - Painted scratch-resistant matte black



95-7378B P D

- Kia Sportage LX 2017-2018** (with 5 inch screen)
- Specifically designed for Double-DIN installations
 - Painted scratch-resistant matte black



99-7378B P

- Kia Sportage LX 2017-2018** (with 5 inch screen)
- Includes a pocket for Single-DIN installations
 - Painted scratch-resistant matte black



95-7376B P D

- HYUNDAI Elantra 2017-UP***
- Specifically designed for Double-DIN installations
 - Painted scratch-resistant matte black



99-7376B P

- HYUNDAI Elantra 2017-UP***
- Specifically designed for Single-DIN installations
 - Painted scratch-resistant matte black



95-7377B P D

- KIA Optima 2016** (without OE NAV) | **Optima 2017** (with 5 inch screen)
- Specifically designed for Double-DIN installations
 - Painted scratch-resistant matte black



99-7377B P

- KIA Optima 2016** (without OE NAV) | **Optima 2017** (with 5 inch screen)
- Pocket included for Single-DIN installations
 - Painted scratch-resistant matte black



99-7379HG N P D

- HYUNDAI **Elantra GT 2013-2015 8** (with NAV)
- Pocket included for Single-DIN installations
 - Painted high gloss black to match factory finish



99-7380HG N P D

- HYUNDAI **Elantra GT 2016-2017**
- Pocket included for Single-DIN installations
 - Painted high gloss black to match factory finish



99-7381 N P D

- HYUNDAI **Santa Fe 2008-2009** (with NAV)
- Parts included for the installation of both Single-DIN and Double-DIN radios



99-7382HG N P D

- KIA **Niro 2017-UP*** (without NAV)
- Parts included for the installation of both Single-DIN and Double-DIN radios
 - Painted to match the factory finish
 - Integrated electronics with laser-etched graphics retain climate control display features



95-7383 N P D

- HYUNDAI **Sonata 2018-UP***
- Designed specifically for the installation of Double-DIN radios
 - Painted to match the factory color and finish



99-7383 N P

- HYUNDAI **Sonata 2018-UP***
- Includes parts for the installation of Single-DIN radios
 - Painted to match the factory color and finish



99-7384B P D

- KIA **Optima 2017-UP*** (w/out NAV, w/ display radio)
- *Display radio is an Android Auto/Apple CarPlay radio
- ISO DIN radio provision with pocket
 - ISO DDIN radio provision
 - Includes climate display for fan speed, mode, and temp, which was displayed on the factory radio
 - Includes an ASWC-1, AX-CAM6V, antenna adapter, and wiring harness for a complete installation
 - Painted scratch resistant matte black



99-7385B P D

- HYUNDAI **Santa Fe Sport 2013-2016** (with NAV)
- ISO DIN radio provision with pocket
 - ISO DDIN radio provision
 - Includes climate display for fan speed, mode, and temp, which was displayed on the factory radio
 - Includes an ASWC-1, AX-CAM6V, and wiring harness for a complete installation
 - Painted scratch resistant matte black




99-7500

- MAZDA **Multi-Kit** 1986-1997** (dash bezel mount)
- Offers quick conversion from 2-shaft to Single-DIN
 - Allows installation of 1/4" or 1/2" Single-DIN equalizer

**See Multi-Kit guide or Application Chart of this catalog for applications

MAZDA

68

**99-7501**MAZDA **Multi-Kit**** 1984-1997 (sub-dash mount)

- Offers quick conversion from 2-shaft to DIN
- Specially designed for ISO mount radios with ISO trim ring
- OEM-style pocket included
- Allows installation of 1/4" or 1/2" DIN equalizer

**95-7502B**MAZDA **MPV 2000-2006**

- Designed specifically for Double-DIN installations
- Painted matte black to match the factory finish

**99-7502**MAZDA **MPV 2000-2006**

- Recessed Single-DIN radio opening
- ISO mount radio compatible using snap-in ISO radio mounts
- Comes complete with built-in under radio pocket

**95-7504**MAZDA **3 2004-2009**

- Display replacement pocket included
- Designed specifically for installation of Double-DIN radios

**99-7504**MAZDA **3 2004-2009**

- Factory display replacement pocket included
- ISO mounts with Metra's patented quick-release brackets include a custom trim plate

**99-7505**MAZDA **Multi-Kit**** 1995-2006

- Recessed Single-DIN opening
- Double-DIN and/or two ISO mount radio trim included
- Contoured to match factory dash

**99-7506**MAZDA **MX-5 Miata 2006-2008**

- Designed specifically for DIN & Double-DIN
- Metra's patented quick release snap-in ISO mounting system with ISO trim ring
- Allows retention of factory climate controls in their original location
- Painted matte black

**99-7508**MAZDA **CX-7 2007-2009**

- Metra's patented quick release snap-in ISO mounting system with ISO trim ring
- Removable oversized storage pocket with built in radio supports DIN & Double-DIN

**99-7509**MAZDA **5 2006-2010** (excluding OE NAV models)

- Metra's patented quick release snap-in ISO mounting system with ISO trim ring
- Painted silver, contoured and textured to compliment factory dash
- DIN & Double-DIN



Rear support bracket for heavy Double-DIN media units

- Includes interface
- Retains full functionality of factory HVAC controls and upper display
- Put your own text on the display



95-7510



MAZDA RX-8 2004-2008

- Designed specifically for installation of Double-DIN radios
- ISO mounts with Metra's patented Quick-Release brackets include a custom trim plate
- Contoured and textured to match factory dash
- Painted to match matte black factory color and texture
- Custom design allows retention of factory hazard button in its original location
- Comprehensive instruction manual including step by step disassembly and assembly
- Now works with auto climate control models



- Includes interface
- Retains full functionality of factory HVAC controls and upper display
- Put your own text on the display



99-7510



MAZDA RX-8 2004-2008

- Designed specifically for the installation of a Single-DIN radio
- Includes storage pocket
- ISO mounts with Metra's patented Quick-Release brackets include a custom trim plate
- Provides a recessed DIN mount with a molded pocket
- Contoured and textured to match factory dash
- Painted to match matte black factory color and texture
- Custom design allows retention of factory hazard button in its original location
- Comprehensive instruction manual including step by step disassembly and assembly
- Now works with auto climate control models



Rear support bracket for heavy Double-DIN media units

- Includes interface
- Retains full functionality of factory HVAC controls and upper display
- Put your own text on the display



95-7510HG



MAZDA RX-8 2004-2008

- Designed specifically for installation of Double-DIN radios or two Single-DIN radios
- ISO mounts with Metra's patented Quick-Release brackets include a custom trim plate
- Contoured and textured to match factory dash
- Painted to match high gloss black factory color and texture
- Custom design allows retention of factory hazard button in its original location
- Comprehensive instruction manual including step by step disassembly and assembly
- Now works with auto climate control models



- Includes interface
- Retains full functionality of factory HVAC controls and upper display
- Put your own text on the display



99-7510HG



MAZDA RX-8 2004-2008

- Designed specifically for the installation of a Single-DIN radio
- Includes storage pocket
- ISO mounts with Metra's patented Quick-Release brackets include a custom trim plate
- Provides a recessed Single-DIN mount with a molded pocket
- Contoured and textured to match factory dash
- Painted to match high gloss black factory color and texture
- Custom design allows retention of factory hazard button in its original location
- Comprehensive instruction manual including step-by-step disassembly and assembly
- Now works with auto climate control models

**See Multi-Kit guide or Application Chart of this catalog for applications



MAZDA

 Manufactured under one or more of the following U.S. Patents and pending applications: #D639290



99-7511S

MAZDA 6 2009-2013

- Includes parts for installation of Double-DIN
- Contoured and textured to match factory dash
- Painted silver to match OEM factory finish

 Manufactured under one or more of the following U.S. Patents and pending applications: #D639288



99-7514B

MAZDA 3 2010-2013

- For DIN and Double-DIN
- Painted matte black to match dash
- Available in high gloss black as 99-7514HG

 Manufactured under one or more of the following U.S. Patents and pending applications: #D639288



99-7515B

MAZDA RX-8 2009-2011

- For both DIN and Double-DIN
- Painted matte black to match factory dash

 Manufactured under one or more of the following U.S. Patents and pending applications: #D639294



99-7515HG

MAZDA RX-8 2009-2011

- For both Single-DIN and Double-DIN
- Painted high gloss to match factory dash

 Manufactured under one or more of the following U.S. Patents and pending applications: #D639295



99-7516B

MAZDA CX-9 2007-2015

- Painted a scratch-resistant matte black to match factory dash
- Double-DIN radio provision

 Manufactured under one or more of the following U.S. Patents and pending applications: #D639288



99-7517S

MAZDA BT-50 2006-2010

- (not North American)
- Painted silver to match factory finish
- Retains factory climate controls
- Designed for DIN or Double-DIN radio installations



99-7518B

MAZDA 2 2007-2014

- For both Single-DIN and Double-DIN
- Painted matte black to match factory finish

 Manufactured under one or more of the following U.S. Patents and pending applications: #D639288



99-7519B

MAZDA MX-5 Miata 2009-2015

International Multi-Kit 2007-UP*

- Double-DIN and Single-DIN radio provision
- Painted matte black to match factory finish

 Manufactured under one or more of the following U.S. Patents and pending applications: #D639288



99-7520B

MAZDA CX-7 2010-2012

- Double-DIN and Single-DIN radio provision
- Painted matte black to match factory finish



95-7521B



MAZDA 5 2012-2015

- Painted scratch-resistant matte black to match the factory color and finish
- Specifically designed for installation of Double-DIN radios



99-7521B



MAZDA 5 2012-2015

- Painted scratch-resistant matte black to match the factory color and finish
- Oversized storage pocket included



95-7522B



MAZDA CX-5 2013-201 | CX-5 Sport 2016 | 6 2014-2015

- Designed specifically for Double-DIN installations
- Painted scratch-resistant matte black to match the factory color and finish



99-7522B




MAZDA CX-5 2013-2015 | CX-5 Sport 2016 | 6 2014-2015

- Pocket included for Single-DIN installations
- Painted scratch-resistant matte black to match the factory color and finish

Additional buttons to retain most climate system features and hazard button

Retains factory climate components



99-7523S




MAZDA 6 2003-2005

- Electronics and soft touch buttons now allow for Double-DIN installs
- Still compatible with manual and auto climate systems
- Painted silver to match the factory color and finish

Additional buttons to retain most climate system features and hazard button

Retains factory climate components



99-7524B



MAZDA 6 2006-2008

- Electronics and soft touch buttons now allow for Double-DIN installs
- Still compatible with manual and auto climate systems
- Painted black to match the factory color and finish

MAZDA + MITSUBISHI



99-7525S P D

- MAZDA 5 2008-2010** (with NAV)
- Designed for the installation of both Single-DIN and Double-DIN radios
 - Painted silver to match the factory finish



95-7526B P D

- MAZDA 3 2014-UP***
- Pocket included for the installation of Double-DIN radios
 - Painted black to match the factory finish



99-7526B P

- MAZDA 3 2014-UP***
- For the installation of Single-DIN radios
 - Painted black to match the factory finish



98-7599

- MAZDA TurboPocket**
- Trim ring blends the pocket to the dash

MITSUBISHI



99-7000

- PLYMOUTH | DODGE | EAGLE**
MITSUBISHI Imports 1985-1996
- Allows pocket retention
 - Includes snap-in center bar when replacing factory Double-DIN radio
 - Provision allows installation of 1/4 or 1/2-DIN equalizer - Includes EQ side supports



99-7001

- MITSUBISHI Multi-Kit** 1990-2005**
- Comes with half-DIN EQ provision



99-7006

- MITSUBISHI Eclipse | EAGLE Talon 1995-1999**
- Quick conversion from 2-shaft to DIN



Manufactured under one or more of the following U.S. Patents and pending applications #D492668



99-7007

- MITSUBISHI Eclipse 2000-2005**
Montero Sport 2000-2004
- Recessed DIN opening
 - Mounts through the dash for a custom flush look



99-7008

- MITSUBISHI Outlander 2003-2006**
- Recessed DIN radio opening
 - Metra's patented quick release snap-in ISO mounting system with ISO trim ring
 - Comes complete with built-in under radio pocket



99-7009

- MITSUBISHI Endeavor 2004-2011**
- Metra's patented quick release snap-in ISO mounting system with ISO trim ring
 - Recessed DIN mount
 - Replaces factory pocket below radio
 - ISO trim ring



99-7010



MITSUBISHI Eclipse 2006-2012

- Metra's patented quick release snap-in ISO mounting system with ISO trim ring
- Removable oversized storage pocket with built-in radio supports
- Allows retention of factory climate controls in their original location
- DIN & Double-DIN



99-7011



MITSUBISHI Lancer 2008-UP*

- Metra's patented quick release snap-in ISO mounting system with ISO trim ring
- Removable oversized storage pocket with built-in radio supports
- Allows retention of factory climate controls in their original location
- DIN & Double-DIN



99-7012



MITSUBISHI Galant 2004-2012

- (with auto climate controls)
- Metra's patented quick release snap-in ISO mounting system with ISO trim ring
 - Retains factory hazard button, passenger seatbelt and passenger airbag status lights in their original location
 - DIN & Double-DIN



99-7013TB



MITSUBISHI Outlander 2007-2013

- DIN radio provision with pocket
- ISO mount radio provision with pocket
- Double-DIN radio provision
- OEM matched texture with paint



99-7014B



MITSUBISHI Outlander Sport 2011-2013

- Painted matte black to match the factory finish
- Retains factory hazard button and passenger airbag light
- Parts included for DIN and Double-DIN installations
- Also works with ASX internationally
- Available painted gloss black 99-7014HG.



99-7015CHG



MITSUBISHI Outlander 2014-UP*

- Double-DIN installations
- Painted a custom high gloss charcoal
- Use a 70-7005 or MITO-03 harness (sold separately) for a complete installation



99-7015CHG



MITSUBISHI Outlander 2014-UP*

- Pocket included for Single-DIN installations
- Painted a custom high gloss charcoal
- Use a 70-7005 or MITO-03 harness (sold separately) for a complete installation



99-7016GHG



MITSUBISHI Mirage 2014-2017 | Mirage G4 2017 (without OE NAV)

- Specifically designed for Double-DIN installations
- Built to match the factory color and finish



99-7016GHG



MITSUBISHI Mirage 2014-2017 | Mirage G4 2017 (without OE NAV)

- Pocket included for Single-DIN installations
- Built to match the factory color and finish

MITSUBISHI+INFINITI



95-7017B



MITSUBISHI Lancer 2002-2007

- Painted scratch-resistant matte black
- A new radio bezel and brackets with a panel to relocate the factory climate control allows for Double-DIN radio installation
- Specific for Double-DIN installations



95-7018CHG



MITSUBISHI Outlander Sport 2014-2017

- Painted scratch-resistant charcoal high gloss to match the factory color and appearance
- Designed specifically for Double-DIN installations



99-7018CHG



MITSUBISHI Outlander Sport 2014-2017

- Painted scratch-resistant charcoal high gloss to match the factory color and appearance
- A pocket is included for Single-DIN installations



95-7018B



MITSUBISHI Outlander Sport 2014-2017

- Painted scratch-resistant matte black to match the factory color and appearance.
- Designed specifically for Double-DIN installations



99-7018B



MITSUBISHI Outlander Sport 2014-2017

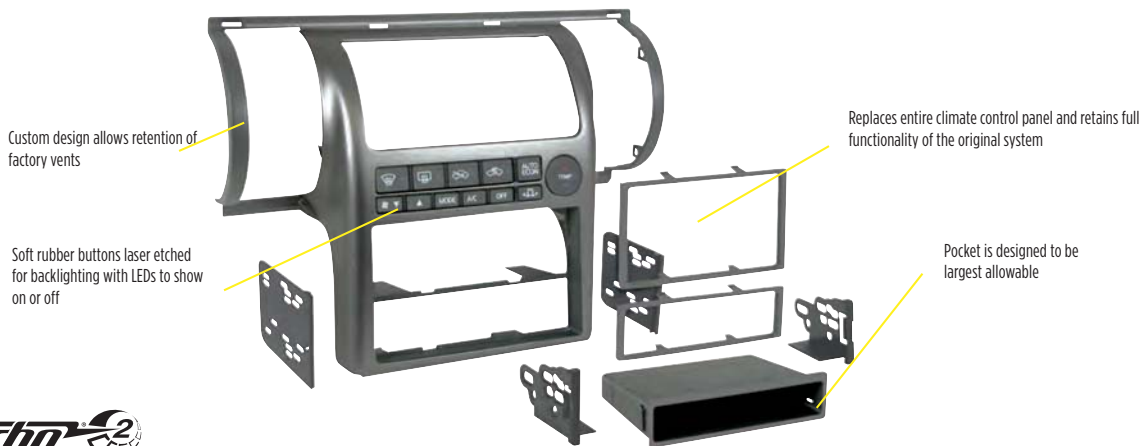
- Painted scratch-resistant matte black to match the factory color and appearance.
- A pocket is included for Single-DIN installations



98-8999

MITSUBISHI | SUBARU | VOLKSWAGEN Under-Radio Pocket 1991-2008

- Allows a DIN or ISO mount radio installation in a Double-DIN opening
- Fits under radio and matches factory opening perfectly



99-7604

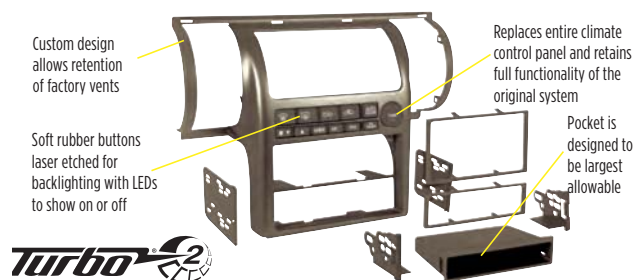


INFINITI G35 2003-2004 (without NAV)

- Replaces entire climate control panel
- Retains full functionality of the HVAC system
- Custom design allows retention of the factory air vents in their original location
- Recessed DIN opening
- Metra's patented quick release snap-in ISO mounting system with ISO trim ring
- Double-DIN radio trim included
- Contoured to match factory dash

- Comes with oversized storage pocket
- High-grade ABS plastic
- Comprehensive instruction manual
- All necessary hardware included for easy installation
- Painted silver to match OEM color and finish



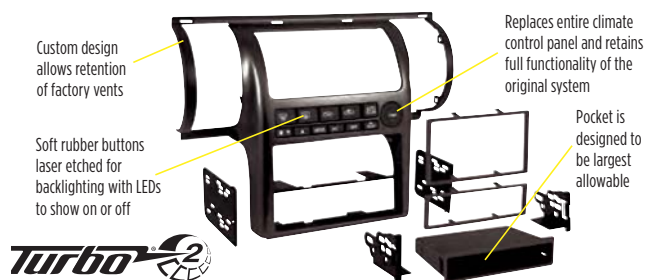


99-7604T



INFINITI G35 2003-2004 (without NAV)

- Replaces entire climate control panel
- Retains full functionality of the HVAC system
- Custom design allows retention of the factory air vents in their original location
- Recessed DIN opening
- Metra's patented quick release snap-in ISO mounting system with ISO trim ring
- Double-DIN radio trim included
- Contoured to match factory dash
- Comes with oversized storage pocket
- High-grade ABS plastic
- Comprehensive instruction manual
- All necessary hardware included for easy installation
- Painted tan to match OEM color and finish




99-7604B



INFINITI G35 2003-2004 (without NAV)

- Replaces entire climate control panel
- Retains full functionality of the HVAC system
- Custom design allows retention of the factory air vents in their original location
- Recessed DIN opening
- Metra's patented quick release snap-in ISO mounting system with ISO trim ring
- Double-DIN radio trim included
- Contoured to match factory dash
- Comes with oversized storage pocket
- High-grade ABS plastic
- Comprehensive instruction manual
- All necessary hardware included for easy installation
- Painted black to match OEM color and finish



95-7605A



INFINITI G35 Sedan 2005-2006 | G35 Coupe 2005-2007 (without NAV)

- Now with a brushed aluminum finish to match factory finish
- Replaces entire climate control panel
- Retains full functionality of the HVAC system
- Recessed DIN opening
- ISO mount only
- Double-DIN radio trim included
- High-grade ABS plastic
- Comprehensive instruction manual
- All necessary hardware included for easy installation
- Also available in silver, 95-7605



95-7605A



INFINITI G35 Sedan 2005-2006 | G35 Coupe 2005-2007 (without NAV)

- Now with a brushed aluminum finish to match factory finish
- Replaces entire climate control panel
- Retains full functionality of the HVAC system
- Custom design allows retention of the factory air vents in their original location
- Recessed DIN opening
- ISO mount only
- Comes with oversized storage pocket
- High-grade ABS plastic
- Comprehensive instruction manual
- All necessary hardware included for easy installation
- Also available in silver, 95-7605



99-7609G



INFINITI I30 2000-2001 | I35 2002-2004

- Double-DIN radio provision
- ISO stacked radio provision
- Painted gray to match factory dash



99-7625B




INFINITI G25 Sedan 2011-2012 | G35 Sedan 2007-2008

- G37 Sedan 2008-2013 (without NAV, with auto climate controls)
- Included interface with new technology
- Painted scratch-resistant matte black
- Pocket included for Single-DIN installations

**See Multi-Kit guide or Application Chart of this catalog for applications



NISSAN



99-7401

NISSAN Multi-Kit 1984-1997**

- Professional Installer Series TurboKit offers quick conversion from 2-shaft to Single-DIN
- Allows the installation of 1/2 DIN equalizer



99-7402

NISSAN 350Z 2003-2005

- For Single-DIN and Double-DIN radios
- Metra's patented quick release snap-in ISO mounting system with ISO trim ring



99-7403

NISSAN Pathfinder 2003-2004 (LE models)

- INFINITI QX4 2001-2003** (non-NAV)
- Provides pocket with recessed mounting of a Single-DIN radio or an ISO DIN radio using Metra's patented ISO Quick-Release bracket



99-7404

NISSAN Maxima 2004-2006

- ISO mount only
- Retains factory A/C controls and pocket
- Painted silver and contoured to match factory dashboard color and texture



95-7404S

NISSAN Maxima 2004-2006

- Double-DIN radio provision
- ISO mount only
- Painted silver and contoured to match factory dashboard color and texture



95-7405

NISSAN Titan 2004-2015 (S Trim)


- (without dual zone climate controls)
- Designed specifically for Double-DIN radios
 - Does not require the factory brackets



99-7405

NISSAN Titan 2004-2015 (S Trim)

- (without dual zone climate controls)
- Comes with oversized under-radio storage pocket
 - Snap in support system with trim plate



95-7406

NISSAN Armada 2004-2005 | Titan 2004-2007

- (without dual zone climate controls and factory NAV)
- Painted and contoured to match factory dash
 - Double-DIN specific



99-7406

NISSAN Armada 2004-2005 | Titan 2004-2007

- (without dual zone climate controls and factory NAV)
- Metra's patented Snap-In ISO Support System
 - Painted and contoured to match factory dash
 - Recessed Single-DIN opening



MOBU-95-7406



NISSAN **Armada 2004-2005** | **Titan 2004-2007**
 (without dual zone climate controls and factory NAV)
 • Specifically designed for Double-DIN installations
 • Contoured to match factory dash
 • Dipped Mossy Oak® Break-Up Country® pattern



RTX-95-7406



NISSAN **Armada 2004-2005** | **Titan 2004-2007**
 (without dual zone climate controls and factory NAV)
 • Specifically designed for Double-DIN installations
 • Contoured to match factory dash
 • Dipped Realtree Xtra® Camo pattern



99-7409

NISSAN **Maxima | 240SX 1995-1999**
 • Quick conversion from 2-shaft to DIN
 • Designed to mount precisely to the OEM radio mounting positions
 • Allows the installation of 1/2 DIN equalizer
 • High grade ABS plastic



99-7410

NISSAN **Sentra | 200SX 1995-1999**
 • Quick conversion from 2-shaft to DIN
 • Allows the installation of 1/2 DIN equalizer



99-7411

NISSAN **300ZX 1984-1989**
 • Professional Installer Series TurboKit offers quick conversion from 2-shaft to DIN
 • Mounting trim plate accommodates power antenna switch



99-7412

NISSAN **Quest | MERCURY Villager 1993-1998**
 • Easy conversion from 2-shaft to DIN
 • Pocket holds two CD jewel cases




99-7413

NISSAN **Altima 1993-2001**
 • Recessed for DIN applications
 • Equalizer trim plate included for times when no EQ is installed



99-7414

NISSAN **Sentra 2000-2006**
 • Accommodates ISO DIN radios
 • Contoured to match factory dashboard



99-7414G



NISSAN **Sentra 2000-2006**
 • Accommodates ISO DIN radios
 • Contoured to match factory dashboard


NISSAN



99-7415

MERCURY Villager 1999-2002
NISSAN Quest 1999-2003

- Recessed for DIN mount applications
- Accommodates two CD jewel cases in pocket



95-7416G

NISSAN Maxima 2000-2003
(equipped with Bose or Comfort and Convenience Packages)


- Double-DIN radio provision
- Painted gray to match factory dash



99-7416

NISSAN Maxima 2000-2003
(equipped with Bose or Comfort and Convenience Packages)

- Recessed for Single-DIN mount applications
- Accommodates two CD jewel cases in pocket



95-7417

NISSAN Multi-Kit** 1993-2004

- Designed specifically for the installation of Double-DIN radios



99-7417

NISSAN Multi-Kit** 1993-2004

- For ISO and Single-DIN mount applications
- Accommodates two CD jewel cases in pocket

Manufactured under one or more of the following U.S. Patents and pending applications: #D482024



95-7418

NISSAN Altima 2002-2004

- Designed specifically for the installation of Double-DIN radios
- New version now includes radio brackets



Manufactured under one or more of the following U.S. Patents and pending applications: #D496028



99-7418

NISSAN Altima 2002-2004

- Provides pocket with recessed mounting of an ISO DIN radio



95-7419

NISSAN Altima 2005-2006

- (without NAV)
- Designed specifically for the installation of Double-DIN radios



99-7419

NISSAN Altima 2005-2006

- (without NAV)
- Recessed Single-DIN opening
- Metra's patented Snap-In ISO Support System

Seperate housing and trim allow DIN and ISO mount with a flush, tight finish



99-7421

D

NISSAN Maxima 2007-2008 (without NAV)

- Metra's patented quick release snap-in ISO mounting system with ISO trim ring
- DIN & Double-DIN
- Elaborate bracket set provides support for OE display and modules and allows installation without the use of the factory brackets

Seperate housing and trim allow DIN and ISO mount with a flush, tight finish



99-7422

D

NISSAN Sentra 2007-2012 (without pocket door)

- Metra's patented quick release snap-in ISO mounting system with ISO trim ring
- DIN & Double-DIN
- Elaborate bracket set provides support for OE display and modules and allows installation without the use of the factory brackets



99-7423

D

NISSAN Altima 2007-2013

- Two trim plates allows the retention of either OEM climate control system
- Metra's patented quick release snap-in ISO mounting system with ISO trim ring
- DIN & Double-DIN




95-7424

P

D

NISSAN Titan 2008-2012

- Custom design allows the retention of the factory climate controls and passenger airbag light in their original location
- Designed specifically for installation of Double-DIN radios
- Painted silver, contoured and textured to match factory dash



MOBU-95-7424

P

D

NISSAN Titan 2008-2012

- Specifically designed for Double-DIN installations
- Custom design allows the retention of the factory climate controls and passenger airbag light in their original location
- Dipped Mossy Oak® Break-up Country® Camo pattern
- Contoured and textured to match factory dash



RTX-95-7424

P

D

NISSAN Titan 2008-2012

- Specifically designed for Double-DIN installations
- Custom design allows the retention of the factory climate controls and passenger airbag light in their original location
- Dipped Realtree Xtra® Camo pattern
- Contoured and textured to match factory dash



99-7424

P

NISSAN Titan 2008-2012

- Custom design allows the retention of the factory climate controls and passenger airbag light in their original location
- Metra's patented quick release snap-in ISO mounting system with ISO trim ring
- Painted silver, contoured and textured to match factory dash



95-7425

D

NISSAN Rogue 2008-2010

- Designed specifically for installation of Double-DIN radios



99-7425

D

NISSAN Rogue 2008-2010

- Metra's patented quick release snap-in ISO mounting system with ISO trim ring
- Recessed DIN opening

**See Multi-Kit guide or Application Chart of this catalog for applications



NISSAN



99-7426 P D

NISSAN Murano 2009-2014
 (not for BOSE or NAV equipped vehicles)

- Climate controls must be above the factory radio
- Includes parts for installation of Double-DIN radios
- Metra's patented quick release snap-in ISO mounting system with ISO trim ring
- Painted black to match factory finish



95-7427G P D

NISSAN Maxima 2009-2014
 (not for models with factory NAV or tech. package)

- Metra's patented quick release snap-in ISO mounting system with ISO trim ring
- Includes parts for installation of Single-DIN radios
- Painted gray over a custom texture to match OEM factory finish
- Also available in matte black 95-7427B



99-7427B P

NISSAN Maxima 2009-2014
 (not for models with factory NAV or tech. package)

- High-grade ABS plastic - contoured and textured to compliment factory dash
- Built-in oversized storage pocket
- Painted matte black over a custom texture to match OEM factory finish
- Also available in gray 99-7427G



99-7428B P D

NISSAN Frontier LE | Pro-4X | SE with V6 2009-2011 | Frontier All But S Trims 2012 | Xterra S 2009-2012 | Offroad SE 2009-2011 | Xterra Pro-4X 2012 SUZUKI Equator Crew Cab 2009-2011

- Single-DIN and Double-DIN radios
- Painted matte black to match factory finish



99-7428G P D

NISSAN Frontier LE | Pro-4X | SE with V6 2009-2011 Frontier All But S Trims 2012 Xterra S 2009-2012 Offroad | SE 2009-2011 Xterra Pro 4X 2012 | SUZUKI Equator Crew Cab 2009-2011

- Single-DIN and Double-DIN radios
- Painted gray to match factory finish



MOBU-99-7428 P D

NISSAN Frontier LE | Pro-4X | SE with V6 2009-2011 | Frontier All But S Trims 2012 | Xterra S 2009-2012 Offroad | SE 2009-2011 | Xterra Pro 4X 2012 SUZUKI Equator Crew Cab 2009-2011

- Single-DIN and Double-DIN radios
- Dipped Mossy Oak® Break-Up Country® Camo pattern



RTX-99-7428 P D

NISSAN Frontier LE | Pro-4X | SE with V6 2009-2011 | Frontier All But S Trims 2012-2012 | Xterra S 2009-2012 Offroad | SE 2009-2011 | Xterra Pro 4X 2012-2012 SUZUKI Equator Crew Cab 2009-2011

- Single-DIN and Double-DIN radios
- Dipped Realtree Xtra® Camo pattern



99-7477

NISSAN Hardbody | Pathfinder 1986-1993

- Quick conversion from 2-shaft to Single-DIN with snap-in style shaft supports
- Recessed for Single-DIN applications



99-7578

NISSAN Hardbody 1994-1997 Pathfinder 1994-1995

- Kit has built-in EQ supports
- Radio support is provided from our patented "Side Arm Support System"



99-7579

NISSAN Pathfinder 1996-2000

- Recess mount for Single-DIN radios
- Radio side support is provided by our patented "Side Arm Support System™"
- Allows the installation of 1/2 DIN equalizer



99-7580

**NISSAN Frontier 1998-2001
Xterra 2000-2001**

- Allows the installation of 1/2 DIN equalizer with supports



99-7581

**NISSAN Frontier 2005-2015 | Pathfinder
2005-2012 | Xterra 2009
SUZUKI Equator 2009**

- Recessed DIN opening
- Metra's patented quick release snap-in ISO mounting system with ISO trim ring
- For DIN and Double-DIN



99-7602

NISSAN 350Z 2006-2008

- Metra's patented quick release snap-in ISO mounting system with ISO trim ring
- Double-DIN radio trim included



95-7603

NISSAN Multi-Kit 2007-2017**

- Specific for Double-DIN installations
- Utilizes factory brackets for a complete install



99-7603

NISSAN Versa 2007-2011

- Metra's patented quick release snap-in ISO mounting system with ISO trim ring
- Double-DIN radio trim included



99-7606

NISSAN Titan | Armada 2006-2007

- (with dual zone climate control and without factory NAV)
- Metra's patented quick release snap-in ISO mounting system with ISO trim ring
- Painted and contoured to match factory dash
- DIN & Double-DIN



MOBU-99-7606

NISSAN Titan | Armada 2006-2007

- (with dual zone climate control and without factory NAV)
- Designed for installation of both Single-DIN and Double-DIN radios
- Dipped Mossy Oak® Break-Up Country® Camo pattern
- Contoured to match factory dash
- Metra's patented quick release snap-in ISO mounting system with ISO trim ring




RTX-99-7606

NISSAN Titan | Armada 2006-2007

- (with dual zone climate control and without factory NAV)
- Designed for installation of both Single-DIN and Double-DIN radios
- Dipped Realtree Xtra® Camo pattern
- Contoured to match factory dash
- Metra's patented quick release Snap-In ISO Mounting System with ISO trim ring

**See Multi-Kit guide or Application Chart of this catalog for applications

NISSAN



99-7607B



NISSAN 370Z 2009-UP*

(excluding OE NAV models)

- Painted a scratch-resistant matte black to match factory dash
- Single and Double-DIN radio provision



99-7608



NISSAN Cube 2009-2014

- Double-DIN radio provision
- DIN radio provision with pocket



99-7610B



NISSAN Juke 2011-2014 | Versa 2007-2011

- Painted matte black
- Parts included for DIN and Double-DIN installations



99-7610HG



NISSAN Juke 2011-2014 | Versa 2007-2011

- Painted high gloss black
- Parts included for DIN and Double-DIN installations



99-7611



NISSAN Rogue 2011-2013 (excluding SV and S with Special Edition models) | **Rogue Select 2014-2015** (without 4.3 inch color display)

- Parts included for installation of DIN and Double-DIN radios



99-7612A



NISSAN Murano Kit 2003-2007

- Soft touch finish on the buttons for a clean aftermarket appearance
- Rubber buttons for control of climate controls and Driver Information Center
- Brushed aluminum finish to match factory radios



99-7612B



NISSAN Murano Kit 2003-2007

- Soft touch finish on the buttons for a clean aftermarket appearance
- Rubber buttons for control of climate controls and Driver Information Center
- Painted black to match factory radios



99-7613



NISSAN Juke 2011-2014 Rogue 2011 Rogue S, Rogue SV (with SL package) **2012-2013 Rogue Select** (with lower model radio) **2014-2015 Versa 2007-2013 | Versa S | S+ | SV Base 2014**

- Nissan Multi-Kit for select 07-up* Nissan models
- For installation of DIN and Double-DIN aftermarket radios
- Multiple mounting tabs cover many new model Nissan vehicles



99-7614



NISSAN NV 2012-2014 | NV 2015-2017 (without OE NAV)

- **Quest 2011-2012** (without OE NAV)
- Designed for installation of DIN and Double-DIN aftermarket radios



99-7616



NISSAN **Rogue S 2012-2013** (special edition package) | **Rogue SV 2012-2013** | **Rogue Select 2014-2015** (with upper model radio)
 • Parts included for mounting of Single-DIN and Double-DIN radios



95-7617CHG



NISSAN **Altima 2013-2015**
 • Designed specifically for Double-DIN installations
 • Painted high gloss gray to match the factory finish



99-7617CHG



NISSAN **Altima 2013-2015**
 • Pocket included for Single-DIN installations
 • Painted high gloss gray to match the factory finish



95-7618G



NISSAN **Sentra 2013-UP***
 • Designed specifically for Double-DIN installations
 • Painted scratch-resistant gray to match the factory finish



99-7618G



NISSAN **Sentra 2013-UP***
 • Pocket included for Single-DIN installations
 • Painted scratch-resistant gray to match the factory finish



95-7619



NISSAN **Titan 2013-2015** | **Frontier 2013-2017** | **Xterra 2013-2015** (with 4.3" display)
 • Double-DIN installations
 • Includes a textured trim
 • Use 70-7552 harness and 40-N112 antenna adapter for a complete installation (sold separately)



99-7619



NISSAN **Titan 2013-2015** | **Frontier 2013-2017** | **Xterra 2013-2015** (with 4.3" display)
 • Pocket included for Single-DIN installations
 • Includes a textured trim
 • Use 70-7552 harness and 40-N112 antenna adapter for a complete installation (sold separately)



99-7620B



NISSAN **Armada 2008-2012** | **Armada 2013-2015** (without NAV) | **Pathfinder 2008-2012**
 • Parts included for installation of DIN or Double-DIN radios
 • Includes interface to retain use of factory LCD screen and integrates aftermarket radio with the factory sound system
 • Integrated rubber buttons for control of climate system and personalization menus (lighting, locks, trip info, etc....)
 • Use 40-N112 antenna adapter for a complete installation (sold separately)



95-7621



NISSAN **Versa SL/SV ONLY 2014** | **Versa 2015-UP*** | **Versa Note 2014-UP***
 • Specific for Double-DIN installations

**See Multi-Kit guide or Application Chart of this catalog for applications



NISSAN



99-7621

NISSAN Versa SL/SV **ONLY 2014** | Versa **2015-UP*** | Versa Note **2014-UP***

- Pocket included for Single-DIN installations



95-7622HG



NISSAN Rogue **2014-UP***

- Designed specifically for Double-DIN installations
- Painted to match the factory color and finish



99-7622HG



NISSAN Rogue **2014-UP***

- Pocket included for Single-DIN installations
- Painted to match the factory color and finish



95-7623



NISSAN NV200 **2013-UP***

- Specific for Double-DIN installations



99-7623

NISSAN NV200 **2013-UP***

- Pocket included for Single-DIN installations



95-7624



NISSAN Multi-Kit** **2007-UP***

- Specific for Double-DIN installations



99-7624

NISSAN Multi-Kit** **2007-UP***

- Pocket included for Single-DIN installations



Manufactured under one or more of the following U.S. Patents and pending applications: #D788764

99-7626HG



NISSAN Pathfinder **2013-2016**

(without auto climate or NAV)

- Designed for both DIN or Double-DIN installations
- Built and painted in multiple colors to match the factory color and appearance



Manufactured under one or more of the following U.S. Patents and pending applications: #D789351

99-7627HG



NISSAN Pathfinder **2013-2016**

(with auto A/C and without NAV)

- Designed for both DIN or Double-DIN installations
- Built and painted in multiple colors to match the factory color and appearance
- Integrated circuit boards and buttons retain climate controls and driver customization menus

Manufactured under one or more of the following U.S. Patents and pending applications: #D788765



95-7628BHG



NISSAN Murano 2015-UP*

- Designed specifically for Double-DIN installations
- Painted high gloss to match the factory color and finish



99-7628BHG



NISSAN Murano 2015-UP*

- Pocket is included for Single-DIN installations
- Painted high gloss to match the factory color and finish

Manufactured under one or more of the following U.S. Patents and pending applications: #D805508



99-7629S



NISSAN Armada | Titan 2004-2007

- (with factory NAV)
- Designed for installation of both ISO DIN and ISO Double-DIN radios
 - Painted to match the factory dash panel



MOBU-99-7629



NISSAN Armada | Titan 2004-2007

- (with factory navigation)
- Designed for installation of both Single-DIN and Double-DIN radios
 - Dipped Mossy Oak® Break-Up Country® camo pattern



RTX-99-7629



NISSAN Armada | Titan 2004-2007

- (with factory navigation)
- Designed for installation of both Single-DIN and Double-DIN radios
 - Dipped Realtree Xtra® Camo pattern

Manufactured under one or more of the following U.S. Patents and pending applications: #D788763



99-7630



NISSAN Maxima 2016-UP*

- Built in multiple pieces to provide the final part in several different colors
- Designed for the installation of Single-DIN and Double-DIN radios
- Provision to retain the factory climate controls and passenger airbag indicator



95-7631B



NISSAN Titan 2017-UP* | Titan XD 2016-UP*

- Specifically designed for Double-DIN installations
- Painted scratch-resistant matte black



99-7631B



NISSAN Titan 2017-UP* | Titan XD 2016-UP*

- Pocket included for Single-DIN installations
- Painted scratch-resistant matte black



99-7633



NISSAN MAXIMA 2009-2014 (with factory navigation (2009 only) or Tech package)

- Includes Axxess interface and wiring
- Integrated circuit boards and buttons retain climate controls and most personalization features
- Designed for both Single-DIN or Double-DIN installations
- Built and painted in multiple colors to match the factory color and appearance
- Retains the factory backup camera

**See Multi-Kit guide or Application Chart of this catalog for applications

NISSAN+SUZUKI




95-7634B



NISSAN NP300 2017-UP*

- ISO DDIN radio provision with pocket
- Use 99-7634B for Single-DIN installations
- Can be used in models with or without a factory radio
- Painted scratch resistant matte black



99-7635



NISSAN 2005-2015 | SUZUKI Equator 2009

- ISO DIN radio provision with pocket
- ISO DDIN radio provision
- A version of the 99-7581 which no longer requires the factory brackets for Double-DIN installations



88-00-7422



NISSAN TurboPocket

Maxima 2007-2008 (without NAV)
Sentra 2007-2012 (without pocket door)

- Replacement pocket for factory display

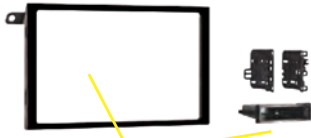


98-7499

NISSAN TurboPocket

- The pocket is the same size as the vehicle factory pocket

SUZUKI



Single-DIN and Double-DIN in one kit.

99-2011



SUZUKI Multi-Kit** 1990-2012
GM Multi-Kit 1990-2012

- Combines Single-DIN and Double-DIN into one kit
- Double-DIN opening for newer aftermarket radios



99-7950

SUZUKI Grand Vitara 2003-2005
XL7 2003-2006 | Aerio 2003-2004

- Metra's patented quick release snap-in ISO mounting system with ISO trim ring
- Recessed DIN mount



95-7951



SUZUKI Verona | Forenza 2004-2008

CHEVROLET Aveo 2004-2006

Aveo Hatchback 2007-2008

- Designed for Double-DIN installations



Manufactured under one or more of the following U.S. Patents and pending applications: #D503400



99-7951

SUZUKI Verona | Forenza 2004-2008
CHEVROLET Aveo 2004-2006
Aveo Hatchback 2007-2008

- Metra's patented quick release snap-in ISO mounting system with ISO trim ring
- Recessed DIN mount



99-7952

SUZUKI Aerio 2005-2007

- Metra's patented quick release snap-in ISO mounting system with ISO trim ring
- Recessed DIN opening



95-7953



SUZUKI Grand Vitara 2006-2012

- Designed for Double-DIN installations
- Painted matte black to match factory finish



95-7953T



SUZUKI Grand Vitara 2006-2012

- Painted tan to match factory finish
- Designed for Double-DIN installations



99-7953



SUZUKI Grand Vitara 2006-2012

- Metra's patented quick release snap-in ISO mounting system with ISO trim ring
- Painted black to compliment factory finish



99-7953T



SUZUKI Grand Vitara 2006-2012

- Painted to match factory tan finish
- Metra's patented quick release snap-in ISO mounting system with ISO trim ring



99-7954 D

SUZUKI SX4 2007-2013

- Metra's patented quick release snap-in ISO mounting system with ISO trim ring
- DIN & Double-DIN



95-7955 P D

SUZUKI Kizashi 2010-2013

- Specifically designed for the mounting of aftermarket Double-DIN radios

SUBARU



99-8900

SUBARU Multi-Kit 1981-1994**

- Multi-Purpose TurboKit offers quick conversion from 2-shaft to DIN
- Fits entire Subaru line including the Justy and Legacy
- 1" extension to compensate for depth problems



95-8901 P D

SUBARU Legacy | Outback 2.5i 2005-2009 (with manual climate controls)

- Double-DIN solution to compliment the existing 99-8901 for Single-DIN
- Spot for factory climate controls and hazard button
- Painted silver to match the factory color and finish
- Use 70-8901 harness and 40-SB10 antenna adapter for a complete installation (sold separately)



99-8901 P

SUBARU Legacy | Outback 2.5i 2005-2009 (with manual climate controls)

- Metra's patented quick release snap-in ISO mounting system with ISO trim ring
- Allows retention of factory climate controls in their original location
- Contoured, textured and painted gray to compliment factory dash



95-8902 D

SUBARU Forester (without NAV) **2009-2013**
| Forester (with DVD based NAV) **2009-2013**
| Impreza 2008-2011 | Impreza WRX STI 2008-2012 | Impreza WRX 2013-2014 (without NAV)

- Designed specifically for the installation of Double-DIN radios



99-8902

SUBARU Forester (Without NAV) **2009-2013**
Forester (With DVD based NAV) **2009-2013**
Impreza 2008-2011 | Impreza WRX STI 2008-2012 | Impreza WRX 2013-2014 (without NAV)

- Metra's patented quick release snap-in ISO mounting system with ISO trim ring
- Recessed DIN opening



95-8903B P D

SUBARU Legacy | Outback 2010-2014 (without NAV)

- Double-DIN radio provision
- Painted a scratch-resistant matte black to match factory dash



95-8903S P D

SUBARU Legacy | Outback 2010-2014 (without NAV)

- Double-DIN radio provision
- Painted a scratch-resistant silver to match factory dash

Manufactured under one or more of the following U.S. Patents and pending applications: #D638832

**See Multi-Kit guide or Application Chart of this catalog for applications



SUBARU

 Manufactured under one or more of the following U.S. Patents and pending applications #D639795



99-8903B 

SUBARU **Legacy** | **Outback 2010-2014** (without NAV)
 • DIN radio provision with pocket
 • Painted a scratch-resistant matte black to match factory dash



95-8904B  

SUBARU **Legacy** | **Outback 2010-2014**
 • Double-DIN radio provision
 • Sub-dash mods required
 • Painted a scratch-resistant matte black to match factory dash
 • Radio mounts at an angle



95-8905B  

SUBARU **Forester 2014-2015** (without NAV)
Impreza 2012-2014 (without NAV) | **WRX 2015** (without NAV) | **XV CROSSTREK 2013-2014** (without NAV)
 • Designed specifically for Double-DIN installations
 • Painted scratch-resistant matte black to match the factory color and finish



99-8905B 

SUBARU **Forester 2014-2015** (without NAV)
Impreza 2012-2014 (without NAV) | **WRX 2015** (without NAV) | **XV CROSSTREK 2013-2014** (without NAV)
 • Pocket included for Single-DIN installations
 • Painted scratch-resistant matte black to match the factory color and finish



95-8906HG  

SUBARU **Legacy** | **Outback 2015-2017**
Subaru Legacy | **Outback 2018-UP*** (2.5i trim)
 • Specific for Double-DIN installations
 • Painted high gloss black



99-8906HG 

SUBARU **Legacy** | **Outback 2015-2017**
Subaru Legacy | **Outback 2018-UP*** (2.5i trim)
 • Pocket included for Single-DIN installations
 • Painted high gloss black

 Manufactured under one or more of the following U.S. Patents and pending applications #D806065



95-8907HG  

SUBARU **Multi-Application** 2015-UP***
 • Designed specifically for the installation of ISO Double-DIN radios
 • Painted gloss black and silver to match the factory appearance
 • Retains the factory climate controls in their original location



99-8907HG 

SUBARU **Multi-Application** 2015-UP***
 • Designed specifically for single ISO DIN installations
 • Painted gloss black and silver to match the factory appearance
 • Retains the factory climate controls in their original location



95-8908HG  

SUBARU **Crosstrek 2018-UP***
Impreza 2017-UP*
 • Designed specifically for the installation of Double-DIN radios
 • Painted high gloss black to match factory finish

 Manufactured under one or more of the following U.S. Patents and pending applications #D788096



99-8908HG P

SUBARU **Crosstrek 2018-UP***
Impreza 2017-UP*

- Pocket included for the installation of Single-DIN radios
- Painted high gloss black to match factory finish



95-8909 P

SUBARU **Legacy | Outback 2018-UP***

- Pocket included for the installation of Single-DIN radios
- Painted high gloss black to match factory finish



99-8909 P

SUBARU **Legacy | Outback 2018-UP***

- Pocket included for the installation of Single-DIN radios
- Painted high gloss black to match factory finish

TOYOTA



88-00-8000

TOYOTA **Pocket 1981-2004**

- Using factory brackets, combine our pocket with an ISO DIN mounted radio to replace a factory Double-DIN radio



99-8100

TOYOTA **Multi-Kit** 1982-1995**

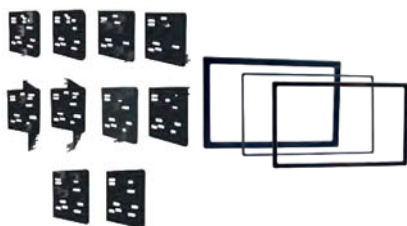
- Multi-purpose TurboKit offers quick conversion from 2-shaft to DIN
- Unique push-through tabs with multiple side pieces make kit preparation easy



99-8101

TOYOTA **Multi-Kit** 1984-2004**

- Equalizer provision allows the installation of a 1/2 DIN equalizer



99-8104 P D

Toyota **Multi-Kit** 1989-2004**

- Lots of mounting tabs on multiple brackets to cover tons of applications (covers the old 99-8101 and 99-8140 but does Single-Din and Double-DIN)
- Great for when the factory brackets are missing
- Three different size trim rings are also included to adapt to a variety of radios and dash openings



99-8140

TOYOTA **Pickup 1989-1995 | 4Runner 1989-2002 | T100 1993-1998 | Tacoma 1995-2004**

- Equalizer provision allows the installation of a 1/2 DIN equalizer, or use the 87-00-9700 pocket in place of an EQ



99-8201

TOYOTA **Celica 2000-2005 | Echo 2000-2005**

- Specially designed for ISO mount radios
- Pocket holds three CD jewel cases

**See Multi-Kit guide or Application Chart of this catalog for applications

TOYOTA

 Manufactured under one or more of the following U.S. Patents and pending applications: #D462023



95-8202 

TOYOTA | SCION **Multi-Kit** 2000-UP***

- Designed specifically for the installation of Double-DIN radios



99-8202

TOYOTA **Mini Multi-Kit** 2000-2005**

- Multi-use brackets can be modified to install a DIN radio in any standard Toyota radio opening



95-8204 

TOYOTA **Corolla 2003-2008**

- Designed specifically for the installation of Double-DIN radios



99-8204

TOYOTA **Corolla 2003-2008**

- Provides pocket with recessed mounting of a DIN radio
- Uses ISO DIN radio using Metra's patented ISO Quick-Release brackets

 Manufactured under one or more of the following U.S. Patents and pending applications: #D468462



99-8205 

TOYOTA **Matrix 2003-2008**

PONTIAC **Vibe 2003-2008**

- Fits an ISO mount unit with a pocket using Metra's snap-in ISO radio supports
- Single-DIN and Double-DIN



99-8206

TOYOTA **Highlander 2001-2007** (without NAV)
4-Runner 2003-2009 (excluding limited trim)

- Provides pocket with recessed mounting of a Single-DIN radio or an ISO DIN radio using Metra's patented ISO Quick-Release brackets
- For Highlander models with NAV, use 99-8260B



99-8207

TOYOTA **Sequoia 2003-2007**
Tundra 2003-2006

- Provides pocket with recessed mounting of a DIN radio or an ISO DIN radio using Metra's patented ISO Quick-Release brackets



95-8208 

TOYOTA **Sienna 2004-2010**

- Designed specifically for the installation of Double-DIN radios



99-8208

TOYOTA **Sienna 2004-2010**

- Metra's patented quick release snap-in ISO mounting system with ISO trim ring
- Recessed DIN mount



99-8209

SCION **XA | XB 2004-2016**
TC 2005-2010 | XD 2008-2016

- Recessed DIN opening
- Metra's patented quick release snap-in ISO mounting system with ISO trim ring



95-8210

TOYOTA **4Runner 2003-2009** (limited without NAV)

- New and improved to better accommodate modern Double-DIN radios
- No more need for the factory brackets
- Specifically for the installation of Double-DIN radios



99-8210

TOYOTA **4Runner 2003-2009**

- (limited without NAV)
- Recessed DIN opening
 - Metra's patented quick release snap-in ISO mounting system with ISO trim ring



95-8211

TOYOTA **Avalon 2000-2004**

- Designed specifically for the installation of Double-DIN radios



99-8211

TOYOTA **Avalon 2000-2004**

- Recessed DIN opening
- Metra's patented quick release snap-in ISO mounting system with ISO trim ring



95-8212

TOYOTA (**Camry**) **Solara 2004-2008**

- Designed specifically for the installation of Double-DIN radios
- Painted silver and contoured to match factory dashboard



99-8212

TOYOTA (**Camry**) **Solara 2004-2008**

- Recessed DIN opening
- Metra's patented quick release snap-in ISO mounting system with ISO trim ring



99-8212S

TOYOTA (**Camry**) **Solara 2004-2008**

- Recessed DIN opening
- Metra's patented quick release snap-in ISO mounting system with ISO trim ring
- Painted silver and contoured to match factory dashboard



99-8213

TOYOTA **Prius 2004-2009**

- ISO support system using the factory radio brackets

TOYOTA



95-8214TB/TG



TOYOTA Tacoma 2005-2011

- TB - textured black
- TG - textured gray
- Double-DIN mounting bracket and trim for a perfect fit in a popular application
- Designed specifically for installation of Double-DIN radios



99-8214TB/TG



TOYOTA Tacoma 2005-2011

- TB - textured black
- TG - textured gray
- Metra's patented quick release snap-in ISO mounting system with ISO trim ring
- Allows retention of factory climate controls in their original location
- DIN & Double-DIN



99-8215

TOYOTA Avalon 2005-2010

- Recessed DIN opening



95-8215S



TOYOTA Avalon 2005-2010

- Specific for Double-DIN installations
- 99-8215 also available for Single-DIN installations
- Painted to match the factory color and finish



99-8216

TOYOTA Yaris 2007-2011

- Recessed Single-DIN opening
- Metra's patented quick release snap-in ISO mounting system with ISO trim ring
- Excludes S Models



95-8217B



Toyota RAV-4 2006-2012

- Designed specifically for the installation of Double-DIN radios
- Painted to match the factory color and finish



99-8217



TOYOTA Rav-4 2006-2012

- Metra's patented quick release snap-in ISO mounting system with ISO trim ring
- Painted matte black and contoured to match factory dashboard
- Single-DIN and Double-DIN



95-8218S



TOYOTA Camry 2007-2011

- Simple part for use with factory mounting brackets
- Specifically designed for Double-DIN radio installations
- Painted scratch-resistant silver to match the factory color and finish



99-8218



TOYOTA Camry 2007-2011

- Metra's patented quick release snap-in ISO mounting system with ISO trim ring
- Painted silver and contoured to match factory dashboard
- Single-DIN and Double-DIN



99-8219

TOYOTA **FJ Cruiser 2007-2014**

- Recessed Single-DIN opening
- Metra's patented quick release snap-in ISO mounting system with ISO trim ring



99-8220

TOYOTA **Tundra 2007-2013**
Sequoia 2008-UP*

- Metra's patented quick release snap-in ISO mounting system with ISO trim ring
- Painted matte black
- Single-DIN and Double-DIN



99-8220HG

TOYOTA **Tundra 2007-2013**
Sequoia 2008-UP*

- Painted high gloss "piano black" to match factory finish
- Same features as 99-8220



99-8220CHG

TOYOTA **Tundra 2007-2013**
Sequoia 2008-UP*

- Double-DIN and DIN radio provision
- High gloss charcoal color to match factory finish



MOBU-99-8220

TOYOTA **Tundra 2007-2013**
Sequoia 2008-UP*

- Recessed Single-DIN opening
- Dipped Mossy Oak® Break-Up Country® Camo pattern
- Metra's patented quick release snap-in ISO mounting system with ISO trim ring
- Designed for installation of both Single-DIN and Double-DIN radios



RTX-99-8220

TOYOTA **Tundra 2007-2013**
Sequoia 2008-UP*

- Recessed Single-DIN opening
- Dipped Realtree Xtra® Camo pattern
- Metra's patented quick release snap-in ISO mounting system with ISO trim ring
- Designed for installation of both Single-DIN and Double-DIN radios



99-8222

TOYOTA **Highlander 2008-2012** (without NAV)

- Metra's patented quick release snap-in ISO mounting system with ISO trim ring
- Painted matte black to match the factory finish
- DIN & Double-DIN



99-8222BR

TOYOTA **Highlander 2008-2012** (without NAV)

- Painted brown to match the factory finish
- Same features as the 99-8222



95-8223

TOYOTA **Corolla 2009-2013**

- Designed specifically for installation of Double-DIN radios
- Factory brackets are used for multiple applications and rigidity
- Painted matte black to match OEM color and finish

**See Multi-Kit guide or Application Chart of this catalog for applications

TOYOTA



99-8223



TOYOTA Corolla 2009-2013

- Metra's patented quick release snap-in ISO mounting system with ISO trim ring
- Recessed Single-DIN opening
- Painted matte black to match OEM color and finish



95-8223S



TOYOTA Corolla 2009-2013

- Designed specifically for installation of Double-DIN radios
- Factory brackets are used for multiple applications and rigidity
- Painted silver to match OEM color and finish



99-8223S



TOYOTA Corolla 2009-2013

- Metra's patented quick release snap-in ISO mounting system with ISO trim ring
- Recessed Single-DIN opening
- Painted silver to match factory color and texture



95-8224



TOYOTA Matrix | PONTIAC Vibe 2009-2010

- Designed specifically for installation of Double-DIN radios



99-8224

TOYOTA Matrix | PONTIAC Vibe 2009-2010

- Metra's patented quick release snap-in ISO mounting system with ISO trim ring
- Recessed Single-DIN opening.



95-8225G



TOYOTA Venza 2009-2015

- Designed specifically for installation of Double-DIN radios or two Single-DIN radios
- Painted to match factory color and texture
- Contoured and textured to compliment factory dash



99-8225G



TOYOTA Venza 2009-2015

- Designed for installation of Single-DIN radios
- Painted to match factory color and texture
- Contoured and textured to compliment factory dash



95-8226B

TOYOTA Prius 2010-2015
Prius Plug-In (PHV) 2012-2015

- Painted a scratch-resistant matte black to match factory dash
- Designed specifically for Double-DIN radio installations



99-8226B

TOYOTA Prius 2010-2015
Prius Plug-In (PHV) 2012-2015

- Painted a scratch-resistant matte black to match factory dash
- Designed with a pocket for Single-DIN radio installations

 Manufactured under one or more of the following U.S. Patents and pending applications #D639292



99-8227S



TOYOTA 4-Runner 2010-UP*

- Double-DIN radio provision
- ISO DIN radio provision with pocket
- Painted a silver finish



99-8228



TOYOTA Hilux 2005-2010

- Metra's patented quick release snap-in ISO mounting system with ISO trim ring
- Use 95-8202 for Double-DIN installations



99-8229S



TOYOTA SIENNA 2011-2014 (without NAV or with upper model NAV)

- Double-DIN and DIN radio provision
- Painted silver to match factory finish



99-8230

SCION xA 2004-2006 | xB 2004-2015 tC 2005-2016 | xD 2008-2014

- Recessed DIN opening with Metra's patented snap-in ISO mount system
- Use Metra's 95-8202 for Double-DIN installations



99-8231



TOYOTA Camry 2002-06

- Designed for installation of Single-DIN and Double-DIN aftermarket radios
- Double-DIN opening is revised for newer aftermarket radios
- Storage pocket included for Single-DIN installations



 Manufactured under one or more of the following U.S. Patents and pending applications #D702674

Retains factory climate controls and air vents

99-8232B



TOYOTA Camry 2012-2014

- Pocket included for Single-DIN installations
- Provisions designed to retain factory climate controls and air vents



99-8233B



TOYOTA Avalon 2011-2012 (excluding OE NAV models)

- Designed for installation of Single-DIN and Double-DIN aftermarket radios
- Pocket included for Single-DIN installations
- Painted to match the factory color and finish



99-8234



SCION iQ 2012-2016

- Single-DIN housing with an integrated storage pocket



95-8235CHG



TOYOTA Tacoma 2012-2015

- Designed specifically for Double-DIN installations
- Painted high gloss charcoal to match the factory color and finish
- Also available in matte black as the 95-8235B

**See Multi-Kit guide or Application Chart of this catalog for applications



TOYOTA

Manufactured under one or more of the following U.S. Patents and pending applications: #D753776



99-8235CHG

TOYOTA Tacoma 2012-2015

- Pocket included for Single-DIN installations
- Painted high gloss charcoal to match the factory color and finish
- Also available in matte black as the 99-8235B



MOBU-95-8235

TOYOTA Tacoma 2012-2015

- Specifically designed for Double-DIN installations
- Dipped Mossy Oak® Break-Up Country® Camo pattern



RTX-95-8235

TOYOTA Tacoma 2012-2015

- Specifically designed for Double-DIN installations
- Dipped Realtree Xtra® Camo pattern



99-8236

SCION FRS 2012-2016

- Single-DIN housing with an integrated storage pocket



95-8237S

TOYOTA Matrix 2011-2012

- Designed specifically for Double-DIN installations
- Painted silver to match the factory finish



99-8237S

TOYOTA Matrix 2011-2012

- Pocket included for Single-DIN installations
- Painted silver to match the factory finish



99-8238

TOYOTA Yaris 2012-2017

- Single-DIN housing with an integrated storage pocket



95-8239B

TOYOTA Prius C 2012-2014

- Designed specifically for Double-DIN installations
- Painted scratch-resistant matte black



99-8239B

TOYOTA Prius C 2012-2014

- Pocket included for Single-DIN installations
- Painted scratch-resistant matte black



95-8240B



TOYOTA Prius 2004-2009

- Double-DIN installations
- Painted scratch-resistant matte black
- Use harness 70-1761 for standard (TYTO-01 for premium sound) and no antenna adapter is needed for a complete installation (sold separately)



99-8240B



TOYOTA Prius 2004-2009

- Pocket included for Single-DIN installations
- Painted scratch-resistant matte black
- Use harness 70-1761 for standard (TYTO-01 for premium sound) and no antenna adapter is needed for a complete installation (sold separately)



99-8241

TOYOTA Highlander 2013

- Single-DIN or Metra's patented quick release snap-in ISO mounting system with ISO trim ring
- Radio housing has a molded pocket and is textured for appearance
- Use harness 70-1761 for standard (TYTO-01 for premium sound) and 40-LX11 antenna adapter for a complete installation (sold separately)



95-8242G



TOYOTA RAV-4 2013-UP*

- Double-DIN installations
- Painted gray to match the factory color and finish
- Use harness 70-1761 for standard (TYTO-01 2013-2014.5 / TYTO-02 2014.5-UP*, for premium sound), and 40-LX11 antenna adapter for a complete installation (sold separately)



99-8242G



TOYOTA RAV-4 2013-UP*

- Pocket included for Single-DIN installations
- Painted gray to match the factory color and finish
- Use harness 70-1761 for standard (TYTO-01 2013-2014.5 / TYTO-02 2014.5-UP*, for premium sound), and 40-LX11 antenna adapter for a complete installation (sold separately)



95-8243B



TOYOTA Prius V 2012-2017

- Double-DIN installations
- Painted scratch-resistant matte black
- Use harness 70-1761 for standard (TYTO-02 for premium sound) and 40-LX11 antenna adapter for a complete installation (sold separately)



99-8243B



TOYOTA Prius V 2012-2017

- Pocket included for Single-DIN installations
- Painted scratch-resistant matte black
- Use harness 70-1761 for standard (TYTO-02 for premium sound) and 40-LX11 antenna adapter for a complete installation (sold separately)



95-8244HG



TOYOTA Avalon 2013-UP* (excluding OE NAV models)

- Double-DIN installations
- Painted a custom high gloss black
- Use harness 70-1761 for standard (TYTO-02 for premium sound) and 40-LX11 antenna adapter for a complete installation (sold separately)



99-8244HG



TOYOTA Avalon 2013-UP* (excluding OE NAV models)

- Pocket included for Single-DIN installations
- Painted a custom high gloss black
- Use harness 70-1761 for standard (TYTO-02 for premium sound) and 40-LX11 antenna adapter for a complete installation (sold separately)

**See Multi-Kit guide or Application Chart of this catalog for applications



TOYOTA



95-8245CHG

P D

TOYOTA Corolla 2014-2016

- Double-DIN installations
- Painted a custom charcoal high gloss black
- Use harness 70-1761 and 40-LX11 antenna adapter for a complete installation (sold separately)

Manufactured under one or more of the following U.S. Patents and pending applications: #D733117



99-8245CHG

P

TOYOTA Corolla 2014-2016

- Pocket included for Single-DIN installations
- Painted a custom charcoal high gloss black
- Use harness 70-1761 and 40-LX11 antenna adapter for a complete installation (sold separately)



95-8246HG

P D

TOYOTA Tundra 2014-UP*

- Double-DIN installations
- Painted a custom high gloss black
- Use harness 70-1761 for standard (TYTO-02 for premium sound) and 40-LX11 antenna adapter for a complete installation (sold separately)

Manufactured under one or more of the following U.S. Patents and pending applications: #D727888



99-8246HG

P

TOYOTA Tundra 2014-UP*

- Pocket included for Single-DIN installations
- Painted a custom high gloss black
- Use harness 70-1761 for standard (TYTO-02 for premium sound) and 40-LX11 antenna adapter for a complete installation (sold separately)



MOBU-95-8246

P D

TOYOTA Tundra 2014-UP*

- Specifically designed for Double-DIN installations
- Dipped Mossy Oak® Break-Up Country® Camo pattern
- Use harness 70-1761 for standard (TYTO-02 for premium sound) and 40-LX11 antenna adapter for a complete installation (sold separately)



RTX-95-8246

P D

TOYOTA Tundra 2014-UP*

- Specifically designed for Double-DIN installations
- Dipped Realtree Xtra® Camo pattern
- Use harness 70-1761 for standard (TYTO-02 for premium sound) and 40-LX11 antenna adapter for a complete installation (sold separately)



95-8248B

P D

TOYOTA Highlander 2014-UP*

- Specific for Double-DIN installations
- Painted to match the factory color and finish



99-8248B

P

TOYOTA Highlander 2014-UP*

- Pocket included for Single-DIN installations
- Painted to match the factory color and finish



99-8249

P D

TOYOTA Camry 2015-2017

- For Single-DIN or Double-DIN installations
- Built and painted in multiple colors to match the factory color and appearance



95-8250



TOYOTA Sienna 2015-UP*

- Designed specifically for Double-DIN installations
- Polished for a gloss black factory match



99-8250



TOYOTA Sienna 2015-UP*

- Pocket is included for Single-DIN installations
- Polished for a gloss black factory match



99-8251B



TOYOTA Tacoma 2016-UP*

- Painted scratch-resistant matte black
- Pocket included for Single-DIN installations
- Multiple trim plates included to cover all trim levels



MOBU-99-8251



TOYOTA Tacoma 2016-UP*

- Pocket included for Single-DIN installations
- Dipped Mossy Oak® Break-Up Country® Camo pattern
- Multiple trim plates included to cover all trim levels



RTX-99-8251



TOYOTA Tacoma 2016-UP*

- Pocket included for Single-DIN installations
- Dipped Realtree Xtra® Camo pattern
- Multiple trim plates included to cover all trim levels



MOBU-99-8252



TOYOTA Tundra 2014-UP*

- New design with multiple textures to match the factory appearance
- Dipped Mossy Oak® Break-Up Country® Camo pattern
- Parts included for installation of Single-DIN and Double-DIN radios



RTX-99-8252



TOYOTA Tundra 2014-UP*

- New design with multiple textures to match the factory appearance
- Dipped Realtree Xtra® Camo pattern
- For installation of Single-DIN and Double-DIN radios



99-8252



TOYOTA Tundra 2014-UP*

- New design with multiple textures and colors to match the factory color and appearance
- Parts included for installation of Single-DIN and Double-DIN radios



99-8259B



TOYOTA Prius C 2015-2017

- Specifically designed for Double-DIN installations
- Painted to match the factory color and finish
- Includes a pocket for Single-DIN installations
- Also available in gloss black as the 95 and 99-8259HG



99-8260B



TOYOTA Highlander 2001-2007 (with factory NAV)

- Designed for either Double-DIN radios or a pocket is included for DIN radio installations
- Painted scratch-resistant matte black
- For models without NAV, use 99-8268

**See Multi-Kit guide or Application Chart of this catalog for applications



TOYOTA



95-8262HG P D

TOYOTA Corolla 2017-UP*

- Specifically designed for Double-DIN installations
- Painted high gloss black to match the factory finish



99-8262HG P

TOYOTA Corolla 2017-UP*

- Includes a pocket for Single-DIN installations
- Painted high gloss black to match the factory finish



99-8263HG P D

TOYOTA Avalon 2011-2012 (With factory NAV)

- Painted high gloss to match the factory appearance.



95-8264HG P D

TOYOTA Prius 2016-UP* | Prius Prime 2017-UP*

- Designed for the installation of Double-DIN radios
- Painted high gloss black to match factory finish.



95-8265HG P D

TOYOTA C-HR 2018

- Pocket included for the installation of Single-DIN radios
- Painted high gloss black to match factory finish



99-8265HG P

TOYOTA C-HR 2018

- Pocket included for the installation of Single-DIN radios
- Painted high gloss black to match factory finish



99-8264HG P

TOYOTA Prius 2016-UP* | Prius Prime 2017-UP*

- Pocket included for the installation of Single-DIN radios
- Painted high gloss black to match factory finish



99-8266BLHG P D

TOYOTA Camry 2018-UP*

- For the installation of both Single-DIN and Double-DIN radios
- Designed to match the factory finish
- Tinted metallic finish



99-8267 P D

TOYOTA Matrix 2013

- Parts included for the installation of both Single-DIN and Double-DIN radios



99-8268 D

TOYOTA Highlander 2001-2007 (without NAV)

Sequoia 2001-2007 | Tundra 2001-2006

- ISO DIN radio provision with pocket
- ISO DDIN radio provision
- A combo of the 99-8206*/99-8207, now with Single-DIN and Double-DIN in one package
- Excluding Toyota 4-Runner



99-8300 P D

TOYOTA Multi-Kit 2000-UP***

- Parts included for installation of both DIN and Double-DIN radios
- Use harness 70-1761 for standard (TYTO-01 for premium sound) and 40-LX11 antenna adapter for a complete installation (sold separately)



95-8150



LEXUS ES Series 1992-1996

- Designed specifically for the installation of Double-DIN radios
- Painted matte black to match OEM color and finish

Manufactured under one or more of the following U.S. Patents and pending applications #D485260



99-8150



LEXUS ES Series 1992-1996

- Provides pocket with recessed mounting of a DIN radio or an ISO DIN radio using Metra's patented ISO Quick-Release brackets
- Painted matte black to match OEM color and finish



99-8151



LEXUS IS Series 2001-2005

- Painted matte black to match OEM color and finish
- Metra's patented quick release snap-in ISO mounting system with ISO trim ring
- Designed specifically for the installation of DIN and Double-DIN radios



95-8152



LEXUS GS Series 1998-2005

- (excluding OE NAV models)
- Designed specifically for the installation of Double-DIN radios using snap-in ISO radio mounts
 - Painted matte black to match OEM color and finish



95-8153



LEXUS LS Series 1995-2000

- (excluding OE NAV models)
- Designed for the installation of Double-DIN radios
 - Painted matte black to match OEM color and finish



95-8154



LEXUS GS Series 1993-1997

- For the installation of Double-DIN radios
- Painted matte black to match OEM color and finish

Manufactured under one or more of the following U.S. Patents and pending applications #D492287



99-8152



LEXUS GS Series 1998-2005 (excluding OE NAV models)

- Recessed DIN radio opening
- ISO mount radio compatible using snap-in ISO radio mounts
- Painted matte black to match OEM color and finish

Manufactured under one or more of the following U.S. Patents and pending applications #D508486



99-8153



LEXUS LS Series 1995-2000 (excluding OE NAV models)

- Metra's patented quick release snap-in ISO mounting system with ISO trim ring
- Recessed DIN mount
- Painted matte black to match OEM color and finish

Manufactured under one or more of the following U.S. Patents and pending applications #D507791



99-8154

LEXUS GS Series 1993-1997

- Metra's patented quick release snap-in ISO mounting system with ISO trim ring
- Oversized under-radio pocket
- Recessed DIN mount
- Painted matte black to match OEM color and finish



95-8155



LEXUS ES Series 1997-2001

- Designed specifically for the installation of Double-DIN radios
- Painted matte black to match OEM color and finish



99-8155



LEXUS ES Series 1997-2001

- Recessed DIN opening
- Metra's patented quick release snap-in ISO mounting system with ISO trim ring
- Painted matte black to match OEM color and finish



95-8156



LEXUS LS Series 1990-1994

- Designed for the installation of Double-DIN radios

**See Multi-Kit guide or Application Chart of this catalog for applications



LEXUS

**99-8156****LEXUS LS Series 1990-1994**

- Designed specifically for the installation of Single-DIN radios

**95-8157B****LEXUS SC Series 1992-2000**

- Designed specifically for installation of Double-DIN radios
- Painted matte black to match factory color and texture
- Contoured and textured to compliment factory dash

**99-8157B****LEXUS SC Series 1992-2000**

- Metra's patented quick release snap-in ISO mounting system with ISO trim ring
- Recessed DIN opening
- Painted matte black to match factory color and texture

**99-8158G****LEXUS ES 300 2002-2003****ES330 2004-2006**

- Painted gray to match the factory color and finish
- Oversized storage pocket included
- DIN & Double-DIN

**99-8159S****LEXUS RX330 | 350 | 400H 2004-2009**

- Designed for installation of DIN and Double-DIN aftermarket radios
- Painted silver to match the factory color and finish

**95-8160G****LEXUS LS430 2001-2006 (without Factory NAV)**

- Double-DIN installations
- Painted gray to match the factory color and finish
- Use TYTO-01 interface, 40-LX10 and 44-EC204 antenna adapter for a complete installation (sold separately)

**99-8160G****LEXUS LS430 2001-2006 (without Factory NAV)**

- Pocket included for Single-DIN installations
- Painted gray to match the factory color and finish
- Use TYTO-01 interface, 40-LX10 and 44-EC204 antenna adapter for a complete installation (sold separately)

**99-8161S****LEXUS SC430 2002-2010**

- Designed for installation of Double-DIN or Single-DIN radios
- Parts included for installation with or without the factory radio door
- Painted silver to match the factory color and finish

**99-8162G****LEXUS ES Series 2007-2012 (without NAV)**

- Designed for both single or Double-DIN installations
- Painted to match the factory color and appearance
- Custom design retains the factory climate controls in their original location



99-8163



LEXUS IS 250/350 2006-2013

- Integrated 4.3" touchscreen and buttons retain and control most climate and vehicle customization functions normally lost when removing factory radio
- Patent pending touchscreen retains the factory safety features including backup camera
- Retains steering wheel functionality - no need to purchase and install a separate steering wheel control interface!
- 8 backlit buttons with over 250 customizable color options
- For installation of Single-DIN and Double-DIN radios
- Integrated passenger airbag and seat belt warning indicators

VOLKSWAGEN



86-9001

VOLKSWAGEN | AUDI | MERCEDES **Radio Removal Tool 1998-2006**



88-00-9008

VOLKSWAGEN **Pocket 2002-2006**

- Using our pocket with a DIN radio will completely fill the Double-DIN opening left by the factory radio



99-9008

VOLKSWAGEN **New Beetle 1998-2010**

- Professional Installer Series Turbo Kit offers ISO DIN and DIN
- Unique side clips make installation fast



95-9009



VOLKSWAGEN **Touareg | Touareg 2 2004-2010**

- Designed specifically for the installation of Double-DIN radios
- Contoured to match factory dashboard
- High-grade ABS plastic



99-9009

VOLKSWAGEN **Touareg | Touareg 2 2004-2010**

- Recessed DIN opening
- Metra's patented Snap-In ISO Support System



95-9011B



VOLKSWAGEN **Multi-Kit 2005-UP***

- A new part revised from the existing 99-9011 but now specifically for Double-DIN
- Painted scratch-resistant matte black

**See Multi-Kit guide or Application Chart of this catalog for applications



VW + PORSCHE + AUDI

Manufactured under one or more of the following U.S. Patents and pending applications: #D635291



99-9011

D

VOLKSWAGEN Multi-Kit 2005-UP***

- Recessed DIN opening
- Metra's patented Snap-In ISO Support System
- DIN & Double-DIN



95-9012

P D

VOLKSWAGEN Golf 1999-2006 GTI

Jetta 1999-2005 (not new style)

Passat 2000-2005

- Double-DIN radio provision



99-9013HG

P D

VOLKSWAGEN Golf Series 2015-UP*

- Designed for the installation of both ISO DIN and ISO Double-DIN radios
- Designed with a heavy-duty sub-dash bracket for reinforced support
- Painted high gloss black

PORSCHE



99-9604B

P D

PORSCHE Cayenne 2003-2010

- Painted scratch-resistant matte black
- Parts included for Single-DIN or Double-DIN installations
- Pocket included for Single-DIN installations
- Radio bracket design provides a solid mount without the need for a mounting sleeve



99-9605B

P D

PORSCHE 911 (996) 1999-2001

Boxster (986) 1997-2002

- Parts included for Single-DIN or Double-DIN installations
- Painted scratch-resistant matte black
- Parts are included to relocate the factory climate controls to provide the space needed for aftermarket Double-DIN radios



99-9606B

P D

PORSCHE 997 2005-2012

- Painted scratch-resistant matte black
- Parts included for Single-DIN or Double-DIN installations
- Pocket included for Single-DIN installations
- Radio bracket design provides a solid mount without the need for a mounting sleeve



99-9606G

P D

PORSCHE 997 2005-2008

- Painted gray to match the factory color and finish
- Parts included for Single-DIN or Double-DIN installs
- Pocket included for Single-DIN installations
- Radio bracket design provides a solid mount without the need for a mounting sleeve



95-9607B

P D

PORSCHE Boxster 2012-UP*

- Designed specifically for the installation of Double-DIN radios
- Painted to match the factory finish

AUDI



99-9100

P

AUDI Multi-Kits | A4 | A6 | A8 1996-1999 TT 2000-2006**

- Professional Installer Series TurboKit fits the factory radio opening perfectly



99-9103

AUDI **A4 2000-2005** | **A3 2006-2007**

TT 2002-2006 (Concert radio)

- Recessed DIN mount
- Painted matte black to match OEM color and finish



99-9105

AUDI **A4 2000-2001** (with Symphony radio)

- Interchangeable design allows recessed DIN opening to be above or below the pocket
- DIN & Double-DIN



99-9106

AUDI **Multi-Kit** 1996-2007**

- DIN radio provision
- Covers multiple applications in one package



99-9107B

AUDI **A4 2002-2009** (with Symphony or NAV radios)

- Double-DIN or Single-DIN radio with pocket
- Painted a scratch-resistant matte black to match factory dash



95-9108

AUDI **TT 2008-2015**

- Designed for aftermarket Double-DIN radios



99-9108B

AUDI **A6 2000-2003**

- Painted scratch-resistant matte black
- Parts included for Single-DIN or Double-DIN installs
- Radio bracket design provides a solid mount without the need for a mounting sleeve



99-9109B

AUDI **A3 2006-2013**

- New modern design allows for installation of Single-Din or Double-DIN radios
- Painted scratch-resistant matte black to match the factory finish
- No need for a metal mounting sleeve

VOLVO



99-9200

VOLVO **740 1984-1992** | **760 Series 1982-1990**

780 Series 1986-1991 | **940 Series 1991-1995**

- Unique side clips make installation fast



99-9222

VOLVO **Multi-Kit** 1975-1994**

- Recessed for DIN
- Designed to mount precisely to the OEM radio mounting position



99-9227

VOLVO **S60 2005-2009** | **V70 2005-2007**

- Parts included for installation of DIN or Double-DIN radios
- New design for Double-DIN radios better follows the popular Metra design styles
- Use 70-9221 harness and 40-VL10 antenna adapter for a complete installation (sold separately)



99-9228B

VOLVO **XC90 2003-2014**

- Designed for installation of both ISO DIN and ISO Double-DIN (2006-2014 only) radios
- Painted a custom scratch-resistant black



99-9229G

VOLVO **S60** | **V70 2001-2004**

- ISO DIN radio provision with pocket
- ISO Double-DIN radio provision
- Painted to match factory finish

**See Multi-Kit guide or Application Chart of this catalog for applications





99-9230G P D

VOLVO S80 | V70 1999-2006

- Designed for the installation of both DIN and DDIN radios
- Painted gray to match the factory finish

BMW



99-9300

BMW 3 Series 1999-2006

- M3 2001-2006** (without NAV)
- Professional Installer Series TurboKit fits DIN radios
 - Matches factory dash contour perfectly



99-9301

BMW 5 Series 1997-2003 | X5 2000-2006

- M5 2000-2003** (without NAV)
- Will accommodate a Single-DIN unit
 - Contoured to match factory dashboard



99-9303

BMW Z4 2003-2008

- Will accommodate a Single-DIN unit
- Contoured to match factory dashboard



99-9305

BMW X3 2004-2010

- ISO mount only



95-9306B D

BMW 3 Series 2006-2013 (without NAV)

- M3 2007-2013** (without NAV)
- Double-DIN radio provision
 - Painted a scratch-resistant matte black to match factory dash

Manufactured under one or more of the following U.S. Patents and pending applications: #D639289



98-9306 D

BMW 3-SERIES 2006-2013 (without NAV)

- M3 2007-2013** (without NAV)
- Used in installations when using the 95-9306B
 - For retention of heated seat switches
 - Extension cable included to relocate switches



99-9306B P

BMW 1 Series 2008-2013 | 3 Series 2006-2013

- (without NAV) | **M3 2007-2013** (without NAV)
- Painted a scratch-resistant matte black to match factory dash



95-9307B P D

BMW 5-Series 1997-2003 (without NAV)

- M5 2000-2003**
- Double-DIN radio provision
 - Painted a scratch-resistant matte black to match factory dash

Manufactured under one or more of the following U.S. Patents and pending applications: #D639792

Manufactured under one or more of the following U.S. Patents and pending applications: #D639793



95-9308B P D

BMW X5 2000-2006 (without NAV)

- Double-DIN radio provision
- Painted a scratch-resistant matte black to match factory dash



95-9310B P D

BMW 3-Series 1999-2005

- Designed specifically for Double-DIN installations
- Included lower panel to relocate the factory climate controls
- Built for vehicles with the 5 separate button windows in the lower panel
- Painted scratch-resistant matte black



95-9311B P D

BMW 3-Series 1999-2005

- Designed specifically for Double-DIN installations
- Included lower panel to relocate the factory climate controls
- Built for vehicles with one long button window in the lower panel
- Painted scratch-resistant matte black



95-9312B P D

BMW 3-Series 1999-2006

- Specifically designed for Double-DIN installations
- Parts are included to relocate the factory climate controls and modify the factory sub-dash, allowing the aftermarket radio to be installed flush
- Painted scratch-resistant matte black
- For cars with 5 separate buttons in the lower dash



95-9313B P D

BMW 3-Series 1999-2006

- Specifically designed for Double-DIN installations
- Parts are included to relocate the factory climate controls and modify the factory sub-dash, allowing the aftermarket radio to be installed flush
- Painted scratch-resistant matte black
- For cars with one large button panel



95-9314B P D

BMW 5-Series 2004-2007

- Designed specifically for Double-DIN installations
- Included lower panel to relocate factory climate controls
- Built for vehicles with one long button window in the lower panel
- Painted scratch-resistant matte black



95-9315B P D

BMW 1-Series 2008-2013 (with auto A/C)

- Specifically designed for Double-DIN installations
- Harness included to relocate the factory climate controls to allow room for the Double-DIN radio



95-9316B P D

BMW 1-Series 2008-2013 (with manual A/C)

- Specifically designed for Double-DIN installations
- Harness included to relocate the factory climate controls to allow room for the Double-DIN radio

MINI



99-9302

MINI Cooper 2002-2006 (All)

Convertible 2007-2008

- Designed to fit the factory radio opening perfectly
- Will accommodate a Single-DIN unit



99-9309 P D

COOPER Convertible | Coupe | Roadster

Without high-def display **2013-2015**

COOPER Convertible | Coupe | Clubman

Without high-def display **2009-2012**

COOPER All but Convertible 2007-2008

- Included blank out plates are designed to fill in voids left by removal of factory radio
- Single and Double-DIN radio with pocket provision
- ISO stacked radio provision
- Painted and textured to match factory finish

MERCEDES



99-6512 D

MERCEDES Sprinter 2010-UP*

DODGE Sprinter 2007-2009

FREIGHTLINER Sprinter 2007-2014

- Metra's patented quick release snap-in ISO mounting system with ISO trim ring
- Recessed DIN opening
- Includes parts for installation of Double-DIN radios



99-8710

MERCEDES C-Class 2001-2004

CLK-Class 2004 | CLK-500 | CLK55 AMG

2003 | G Class 2002-2006

- Provides pocket with mounting of a DIN radio

**See Multi-Kit guide or Application Chart of this catalog for applications

MERCEDES

**99-8713****MERCEDES SLK 2005-2011**

- Recessed DIN mount
- Designed for the installation of DIN and Double-DIN radios.

**99-8715****SMART Fortwo 2008-2010**

- Built in storage pocket
- Recessed DIN mount
- Designed for DIN and Double-DIN radios

**99-8716B****MERCEDES GLK 2010-2012**

- ISO DIN radio provision
- Metra's patented quick release snap-in ISO mounting system with ISO trim ring
- Painted matte black to match the factory finish

**95-8717****MERCEDES C-Class 2008-2011**

- Designed specifically for installation of Double-DIN radios
- Now includes parts for relocation of the factory heated seat switches

**95-8718****MERCEDES E-Class 2003-2009**

- Designed for Double-DIN radios
- Utilizes a mounting sleeve to install the radio

**95-8721B****MERCEDES C-Class 2005-2007**

- Double-DIN installations
- Painted scratch-resistant matte black

**99-8721B****MERCEDES C-Class 2005-2007**

- Pocket included for Single-DIN installations
- Painted scratch-resistant matte black

**95-8722B****MERCEDES C-Class 2001-2004**

- Double-DIN installations
- Painted scratch-resistant matte black

**99-8722B****MERCEDES C-Class 2001-2004**

- Pocket included for Single-DIN installations
- Painted scratch-resistant matte black



99-8723B



MERCEDES ML 2006-2011

- Designed for the installation of both Single-DIN and Double-DIN radios
- Painted scratch-resistant matte black



99-8724B



MERCEDES CLK 2005-2009

- Designed for the installation of both Single-DIN and Double-DIN radios
- Painted scratch-resistant matte black



99-8725B



MERCEDES C-Class 2012-2015

- For the installation of both Single-DIN and Double-DIN radios
- Painted scratch-resistant matte black



95-8726B



MERCEDES S-Class 2000-2006

- For the installation of Double-DIN radios
- Painted to match the factory finish



95-8726W



MERCEDES S-Class 2000-2006

- For the installation of Double-DIN radios
- Painted to match the factory finish



95-8727B



MERCEDES CL-Class 2003-2006

- For the installation of Double-DIN radios
- Painted black to match the factory finish



95-8727W



MERCEDES CL-Class 2003-2006

- For the installation of Double-DIN radios
- Painted wood grain to match the factory finish

SMART



95-8720B



SMART Fortwo 2011-2015

- Double-DIN installations
- Painted scratch-resistant matte black
- Use 70-1783 harness and 40-VW10 antenna adapter for a complete installation (sold separately)



99-8720B



SMART Fortwo 2011-2015

- Pocket included for Single-DIN installations
- Painted scratch-resistant matte black
- Use 70-1783 harness and 40-VW10 antenna adapter for a complete installation (sold separately)

**See Multi-Kit guide or Application Chart of this catalog for applications



LAND ROVER + JAGUAR + UNIVERSAL

**89-9400**LAND ROVER **Discovery 1994-2004**

- DIN-mountable trim plate for this premium vehicle application

**99-9401**LAND ROVER **Freelander 2004-2005**

- Interchangeable design allows recessed DIN opening to be above or below the pocket

**99-9402B**LAND ROVER **Range Rover 2003-2012**

- Parts included for the installation of both Single-DIN and Double-DIN radios
- Painted scratch-resistant matte black

**95-9403B**LAND ROVER **Evoque 2013-UP***

- Designed specifically for the installation of Double-DIN radios
- Painted to match the factory finish

**95-9404B**LAND ROVER **LR2 2008-2012 LR3 2005-2009 Range Rover Sport 2006-2009**

- For the installation of Double-DIN radios
- Painted to match the factory finish

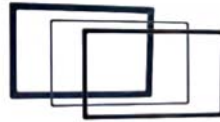
**99-9501B**JAGUAR **S-Type 2003-2008****X-Type 2002-2008**

- For both DIN and Double-DIN
- Painted matte black to match dash

**99-9501G**JAGUAR **S-Type 2003-2008****X-Type 2002-2008**

- For both DIN and Double-DIN
- Painted gray to match factory dash

UNIVERSAL

**89-50-0900**TRIM RINGS **Universal**

- Universal for Double-DIN radio installations
- Includes one of three different sizes: .125", .250 and .375"
- Trim rings all have interior opening of 3.95" x 6.825".

**88-00-9000**

FORD | MAZDA | NISSAN | TOYOTA | VOLVO

Under Radio Multi-Pocket

- Use with factory brackets for ISO DIN installs or when the factory radio and pocket are not present
- Snap-on trim rings blend the pocket to the dash
- Comes with three different trim bezels to accommodate most installs



95-9000



UNIVERSAL Double-DIN Housing

- For the install of Double-DIN radios
- Textured to match factory dash



99-9000

UNIVERSAL Single-DIN Housing

- Fully encloses the unit
- Quick conversion from 2-shaft to Single-DIN
- Dimensions: 3.5”H x 10”W x 9”D



99-9003B



MARINE Black Base with Smoke Tinted Door

- Magnetic latch - No pushbuttons to break or stick
- Magnetic seal held in place with 3M adhesive
- Retention hinged so the door will stay open
- No other Marine cover uses this style of hinge
- Universal design accommodates most DIN head units
- High-Temp and UV resistant polycarbonate construction
- Stainless steel mounting hardware included



99-9003W



MARINE White Base with Smoke Tinted Door

- Magnetic latch - No pushbuttons to break or stick
- Magnetic seal held in place with 3M adhesive
- Retention hinged so the door will stay open
- No other Marine cover uses this style of hinge
- Universal design accommodates most DIN head units
- High-Temp and UV resistant polycarbonate construction
- Stainless steel mounting hardware included



99-9005B

UNIVERSAL Marine Cover System

- Black or white finish
- Positive spring-loaded detent lock
- Longer life, heavy-duty, low-friction hinges
- Dual spring support while cover is open
- Accu-view tinted cover
- Order 99-9005 for white



99-9006

MARINE RADIO HOUSING Universal

- White molded UV-resistant polycarbonate
- Smoke tinted door - spring-loaded with retention hinge
- Pre-wired for easy installation
- Stainless steel mounting hardware included
- Housing only - radio not included



88-00-9006

TOYOTA | NISSAN | SUBARU UP TO 2008 MITSUBISHI Multi-Kit 1982-2004**

- Four trim plates and one pocket for multiple applications



88-00-9007

TOYOTA | NISSAN | SUBARU UP TO 2008 MITSUBISHI Multi-Kit 1982-2004**

- USB charging adapter included
- Four trim plates and one pocket



99-9999



UNIVERSAL ISO Trim

- A universal trim ring to finish off a Double-DIN radio installation
- Can also finish off two ISO stacked radios
- ISO stacked radios are held together with our ISO brackets and/or the factory brackets
- Dimensions: 9 3/4” x 6 3/4” x 1/8”

**See Multi-Kit guide or Application Chart of this catalog for applications



MULTI-KIT GUIDE

99-1004

HONDA

PASSPORT 1998-2002

ISUZU

AMIGO 1998-2000

RODEO 1998-2004

RODEO (Sport) 2001-2003

95/99-2001

BUICK

CENTURY 1997-2005

LE SABRE 1995-2005

PARK AVENUE 1995-2005

RAINIER 2004-2007

REGAL 1995-2004

RENDEZVOUS 2002-2007

RIVIERA 1996-1999

ROADMASTER 1995-1996

SKYLARK 1996-1998

CADILLAC

ESCALADE/EXT 2003-2006

CHEVROLET

AVALANCHE 2003-2006

BLAZER 2002-2005

BLAZER (Double-DIN) 2002-2002

CAVALIER 2000-2005

COLORADO 2004-2012

EXPRESS VAN 2001-2007

IMPALA 2000-2005

MALIBU 2001-2003

MALIBU CLASSIC 2004-2005

MONTE CARLO 2000-2005

SSR 2003-2006

S-10 (Double-DIN) 2002-04

SILVERADO (AII) 2003-2006

SILVERADO (Classic) 2007

SUBURBAN 2003-2006

TAHOE 2003-2006

TRAILBLAZER 2002-2009

VENTURE 2000-2005

GMC

CANYON 2004-2012

ENVOY 2002-2009

SAVANA 2001-2007

SIERRA 2003-2006

SIERRA (Classic) 2007

SONOMA (Double-DIN) 2002-04

YUKON/DENALI/XL 2003-06

HUMMER

H2 2003-2007

ISUZU

ASCENDER 2003-2008

I-SERIES 2006-2008

OLDSMOBILE

ACHIEVA 1996-1998

ALERO 1999-2004

AURORA 1995-2003

BRAVADA 1998-2004

CUTLASS 1997-1999

CUTLASS SUPREME 1995-97

EIGHTY-EIGHT 1994-1999

INTRIGUE 1998-2002

LSS 1996-1999

NINETY-EIGHT 1994-1996

REGENCY 1997-1998

SILHOUETTE 2000-2004

PONTIAC

AZTEC 2001-2005

BONNEVILLE 2000-2005

GRAND AM 2001-2005

MONTANA 2000-2005

SUNFIRE 2000-2005

99-2003

BUICK

CENTURY 1997-2005

LE SABRE 1995-2005

PARK AVENUE 1995-2005

REGAL 1995-2004

RENDEZVOUS 2002-2007

RIVIERA 1996-1999

ROADMASTER 1995-1996

SKYLARK 1996-1998

CADILLAC

ESCALADE/EXT 2003-2006

FLEETWOOD/BROUGHAM

ROADMASTER 1995-1996

SKYLARK 1996-1998

CADILLAC

ESCALADE/EXT 2003-2006

FLEETWOOD/BROUGHAM

1990-1996

CHEVROLET/GEN

AVALANCHE 2003-2006

BLAZER 2002-2005

CAVALIER 2000-2005

EXPRESS VAN 2001-2007

COLORADO 2004-2012

IMPALA 2000-2005

MALIBU 2001-2003

MALIBU CLASSIC 2004-2005

METRO 1992-2001

MONTE CARLO 2000-2005

S-10 2002-2004

SILVERADO 2003-2006

SILVERADO CLASSIC 2007

SSR 2003-2006

SUBURBAN 2003-2006

TAHOE 2003-2006

TRACKER 1992-2004

TRAILBLAZER 2002-2010

VENTURE 2000-2005

GMC

CANYON 2004-2012

ENVOY 2002-2009

SAVANA 2001-2007

SIERRA 2003-2006

SIERRA CLASSIC 2007

SONOMA 2002-2004

YUKON/DENALI/XL 2003-06

HUMMER

H2 HUMMER 2003-2007

ISUZU

ASCENDER 2003-2008

I-280/I-350 2006-2007

I-290/I-370 2007-2008

OLDSMOBILE

ACHIEVA 1996-1998

ALERO 1999-2004

AURORA 1995-2003

BRAVADA 1998-2004

CUTLASS 1997-1999

CUTLASS SUPREME*1995-97

EIGHTY-EIGHT 1994-1999

INTRIGUE 1998-2002

LSS* 1996-1999

NINETY-EIGHT 1994-1996

REGENCY* 1997-1998

SILHOUETTE 2000-2004

PONTIAC

AZTEC 2001-2005

BONNEVILLE 2000-2005

GRAND AM 2001-2005

MONTANA 2000-2005

SUNFIRE 2000-2005

SUZUKI

AERIO 2002

ESTEEM 1995-2003

SIDEKICK 1992-1998

SWIFT 1995-2001

VITARA 1999-2004

GRAND VITARA 1999-2002

95/99-2009

BUICK

CENTURY 1997-2005

LE SABRE 1995-2005

PARK AVENUE 1995-2005

REGAL 1995-2004

RENDEZVOUS 2002-2007

RIVIERA 1996-1999

ROADMASTER 1995-1996

SKYLARK 1996-1998

CADILLAC

ESCALADE/EXT 2003-2006

FLEETWOOD/BROUGHAM

1990-1996

ELDORADO 1992-1995

SEVILLE 1992-1995

CHEVROLET

AVALANCHE 2003-2006

BLAZER 2002-2005

CAVALIER 2000-2005

COLORADO 2004-2012

EXPRESS 2001-2007

IMPALA 2000-2005

MALIBU 2001-2003

MALIBU CLASSIC 2004-2005

METRO 1995-2001

MONTE CARLO 2000-2005

SSR 2003-2006

S-10 (DOUBLE-DIN) 2002-2004

SILVERADO 2003-2006

SILVERADO CLASSIC 2007

SUBURBAN 2003-2006

TAHOE 2003-2006

TRACKER 1992-2004

TRAILBLAZER 2002-2009

VENTURE 2000-2005

GMC

CANYON 2004-2012

ENVOY 2002-2009

SAVANA 2001-2007

SIERRA 2003-2006

SIERRA CLASSIC 2007

SONOMA 2002-2004

YUKON/DENALI/XL 2003-06

HONDA

PASSPORT 1998-2002

HUMMER

H2 2003-2007

ISUZU

ASCENDER 2003-2008

AIMGO 1998-2000

RODEO 1998-2004

RODEO SPORT 2001-2003

I-SERIES 2006-2008

OLDSMOBILE

ACHIEVA 1996-1998

ALERO 1999-2004

AURORA 1995-2003

BRAVADA 1998-2004

CUTLASS 1997-1999

CUTLASS SUPREME 1995-97

EIGHTY-EIGHT 1994-1999

INTRIGUE 1998-2002

LSS 1996-1999

NINETY-EIGHT 1994-1996

REGENCY 1997-1998

SILHOUETTE 2000-2004

PONTIAC

AZTEC 2001-2005

BONNEVILLE 2000-2005

GRAND AM 2001-2005

MONTANA 2000-2005

SUNFIRE 2000-2005

SUZUKI

AERIO 2002

ESTEEM 1995-2003

SIDEKICK 1992-1998

SWIFT 1995-2001

VITARA 1999-2004

TOYOTA

MATRIX 2003-2004

99-2011

BUICK

CENTURY 1997-2005

LE SABRE 1996-2005

PARK AVENUE 1995-2005

RAINIER 2004-2007

REGAL 1995-2004

RENDEZVOUS 2002-2007

RIVIERA 1996-1999

ROADMASTER 1995-1996

SKYLARK 1996-1998

CADILLAC

BROUGHAM 1990-1992

ELDORADO 1992-1995

ESCALADE 2003-2006

FLEETWOOD 1990-1996

SEVILLE 1992-1995

CHEVROLET

AVALANCHE 2003-2006

BLAZER 2002-2005

CAVALIER 2000-2005

COLORADO 2004-2012

EXPRESS VAN 2001-2007

IMPALA 2000-2005

MALIBU 2001-2003

MALIBU CLASSIC 2004-2005

METRO 1995-2001

MONTE CARLO 2000-2005

S-10 PICKUP 2002-2004

SILVERADO PICKUP 2003-2007

SSR 2003-2006

SUBURBAN 2003-2006

TAHOE 2003-2006

TRACKER 1998-2004

TRAILBLAZER 2002-2009

VAN EXPRESS 2001-2007

VENTURE VAN 2000 -2005

GEOFOR 98 & UP **SEE CHEVROLET**

METRO 1992-1997

METRO CONVERTIBLE 1991-1994

TRACKER 1992-1997

GMC

CANYON 2004-2012

DENALI 2003-2003

ENVOY 2002-2009

SIERRA CLASSIC 2007-2007

SIERRA 2003-2006

SAVANA Full Size Van 2001-2007

SONOMA 2003-2004

YUKON / YUKON XL 2003-2006

YUKON DENALI 2003 -2006

HONDA

PASSPORT 1998-2002

HUMMER

H2 2003-2007

ISUZU

ASCENDER 2003-2008

AMIGO 1998-2000

I-290/I-370 2007-2008

SAVANA (VAN) 2003-2007
SIERRA 2003-2006
SIERRA CLASSIC 2007
YUKON/DENALI/XL 2003-06

HUMMER
H2 HUMMER 2003-2007

ISUZU
ASCENDER 2003-2008

OLDSMOBILE
BRAVADA 1998-2004
SILHOUETTE 2000-2004

PONTIAC
AZTEC 2001-2005
BONNEVILLE 2000-2005
GRAND AM 2001-2005
MONTANA 2000-2005
SUNFIRE 2000-2005

95/99-3302

CHEVROLET
COBALT 2005-2010
EQUINOX 2005-2006
HHR 2006-2011
MALIBU 2004-2007
MALIBU 2008-2012

PONTIAC
G5 2005-2009
G6 2005-2010
SOLSTICE 2006-2009
TORRENT 2006

SATURN
AURA 2007-2009
ION 2006-2007
SKY 2006-2007
VUE 2006-2007

95/99-3305

BUICK
LUCERNE 2006-2011
ENCLAVE 2008-2011

CHEVROLET
IMPALA 2006-2013
MONTE CARLO 2006-2007
AVALANCHE 2007-2013
SILVERADO 2007-2013
SILVERADO 2500/3500 2007-2014
SUBURBAN 2007-2011
TAHOE 2007-2011

GMC
ACADIA 2007-2011
SAVANA 2008-2011
SIERRA 2007-2011
YUKON 2007-2014

HUMMER
H2 2008-2009

PONTIAC
TORRENT 2007-2009

SATURN
OUTLOOK 2007-2010
VUE 2008-2010

SUZUKI
XL7 2007-2009

99-3400

CHEVROLET
SPECTRUM 1985-1989

GEO
PRIZM 1989-1992
SPECTRUM 1989
STORM (Double-DIN) 1990-1993

ISUZU
AMIGO 1991-1994
I-MARK 1985-1991
IMPULSE 1990-1993
PICKUP 1988-1995
RODEO 1992-1995
STYLUS 1990-1993
TROOPER 1989-1991

HONDA
PASSPORT 1994-1995
99-4000/99-4544
99-4545/99-4500

99-4503/99-4504

99-4505/99-4012

99-4644/99-4700

• NOTE: THESE APPS
REQUIRE THE USE OF
METRA KIT #99-4000

BUICK
CENTURY 1982-1996
ELECTRA 1984-1990
ESTATE WAGON 1984-1990
LE SABRE 1984-1994
PARK AVENUE 1984-1994
REATA 1990-1991
REGAL 1984-1987
RIVIERA 1983-85,1990-95
ROADMASTER 1991-1994
SKYHAWK 1982-1989
SKYLARK 1983-1995
SOMERSET 1986-1987

CADILLAC
CIMARRON 1982-1988
COUPE DE VILLE 1985-93
ELDRADO 1984-1991
FLEETWOOD 1985-1989
SEVILLE 1984-1991

CHEVROLET
ASTRO 1985-1995
ASTRO 1996-2005
BERETTA 1991-1996
BLAZER (Full Size) 1989-1991
BLAZER 1995-1997

(USE WITH 02-3043)
BLAZER 1998-2001
CAMARO 1982-1992
CAMARO 1997-2002
CAPRICE/IMPALA
1985-1993 (1985-1990
MODELS, USE
WITH 02-3032)

CAPRICE 1994-1996
CAVALIER 1982-1994
CAVALIER 1995-1999
CELEBRITY 1982-1990
CITATION II 1985
CORSCA 1991-1996
CORVETTE 1984-1989
CORVETTE 1997-2004

EL CAMINO 1985-1988
EXPRESS 1996-2000
IMPALA 1994-1996
LUMINA 1990-1994
LUMINA 1995-2001

LUMINA APV 1990-1996
MALIBU 1997-2000
MONTE CARLO 1986-1988
MONTE CARLO 1995-1999
NOVA 1985-1988

PICKUP 1995-2002
S-10 BLAZER 1982-1994
S-10 PICKUP 1982-1993
S-10 PICKUP 1994-1997
(USE WITH 02-3043)

S-10 PICKUP 1998-2001
SUBURBAN 1989-1991
SUBURBAN 1995-2002
TAHOE 1995-2002
VENTURE 1997-1999

GMC
JIMMY (Full Size) 1989-1991
JIMMY 1995-1997
(USE WITH 02-3043)
JIMMY 1998-2001
PICKUP (Full Size) 1995-2002
S-10 JIMMY 1982-1994
S-15 PICKUP/SONOMA 1982-1993
SAFARI 1985-1995
SAFARI 1996-2003
SIERRA 1995-2002
SONOMA 1994-1997

(USE WITH 02-3043)
SONOMA 1998-2001
SUBURBAN 1989-1991
SUBURBAN 1995-2002
VAN 1988-1995
VAN 1996-2000
YUKON 1995-2002

OLDSMOBILE
ACHIEVA 1992-1995
BRAVADA 1991-1994
BRAVADA 1996-1997
(USE WITH 02-3043)
CUTLASS CALAIS 1984-1991
CUTLASS CIERA 1982-1996
CUTLASS SUPREME 1984-1994

DELTA 88 1986-1988
EIGHTY-EIGHT 1989-1993
FIRENZA 1982-1988
NINETY-EIGHT 1984-1993
OMEGA 1983-1984
SILHOUETTE 1990-1996
SILHOUETTE 1997-1999
TORNADO 1982-1992
TOURING SEDAN 1988-1993

PONTIAC
6000 1982-1991
BONNEVILLE 1982-1993
BONNEVILLE 1994-1999
FIERO 1984-1988
FIREBIRD 1982-1993
FIREBIRD 1993-2002

GRAND AM 1985-1995
GRAND AM 1996-2000
GRAND PRIX 1985-1987;
1990-1993
GRAND PRIX 1994-2003
MONTANA 1999
PARISIENNE 1984-1986
SAFARI WAGON 1987-1989
SUNBIRD/J2000 1982-1988
SUNFIRE 1995-1999
TRANS AM 1993-2002
TRANS SPORT APV 1990-1996
TRANS SPORT 1997-1998

SATURN
SATURN 1991-1994
95/99-5026

FORD
EXPEDITION 2003-2006
EXPLORER 2002-2005
MUSTANG 2001-2004

LINCOLN
AVIATOR 2003-2005
AVIATOR 2003-2003
NAVIGATOR 2003-2006

MERCURY
MOUNTAINEER 2002-2005
99-5027

FORD
CROWN VICTORIA 1995-2011
ECONOLINE FULL SIZE VAN
1997-2008
ESCAPE 2001-2007
EXPEDITION 2003-2006
EXPLORER 1995-2005
F-150 1997-2004
F-250/350/450/550 1999-2004
MUSTANG 2001-2004
RANGER 1995-2011

LINCOLN
AVIATOR 003-2005
BLACKWOOD 2001-2003
CONTINENTAL 1995-1997
MARK VIII 1996-1998
NAVIGATOR 1997-2006
TOWN CAR 1995-2002

MAZDA
B-SERIES PICKUP 1998-2009
B2300/B3000/B4000 1995-

1997
MERCURY
GRAND MARQUIS 1995-2010
MARAUDER 2003-2004
MARINER 2005-2007
MOUNTAINEER 1997-2005

99-5510
AMC
ALLIANCE 1983-1987
ENCORE 1983-1987
GTA 1983-1987

FORD
AEROSTAR 1985-1997
ASPIRE 1994-1997
BRONCO 1987-1996
BRONCO II 1983-1990
COUNTRY SQUIRE 1979-1991
ECONOLINE 1992-1996
ESCORT/EXP 1985-1996
EXPLORER 1991-1994
F-SERIES 1987-1996
FESTIVA 1988-1993
LTD/CROWN VICTORIA 1979-1991
MUSTANG 1994-2000
PROBE 1993-1997
RANGER (MINI) 1985-1994
TAURUS 1986-1995
TEMPO 1989-1994
THUNDERBIRD 1983-1997
WINDSTAR 1995-1998

JEEP
CHEROKEE XJ 1984-1996
COMMACHE 1986-1992
GRAND WAGONEER 1986-92
WAGONEER 1984-1996
WRANGLER 1984-1996

LINCOLN
CONTINENTAL 1985-1994
MARK VII 1984-1992
MARK VIII 1993-1995
TOWN CAR 1985-1997

MAZDA
B-SERIES PICKUP 1994
626 1993-2000
MX6 1993-1997
MX3 1992-1996
NAVAJO 1991-1994
PROTEGE 1995-2000

MERCURY
CAPRI XR2 1991-1994
COUGAR 1983-1997
GRAND MARQUIS 1979-1994

LYNX 1985-1987
MYSTIQUE 1995-2000
MARQUIS 1979-1981
SABLE 1986-1995
TOPAZ 1989-1994
TRACER 1988-1996
VILLAGER 1993-1995

NISSAN
QUEST 1993-1995

ADDITIONAL APPS

ACURA
INTEGRA 1986-1989
LEGEND 1986-1989

ALFA ROMEO
MILANO 1986-1989
SPIDER VELOCE 1987-1993
164 L/S 1990-1991

AUDI
80/90 1988-1996
100/200 1989-1995
4000 1980-1987
5000 1980-1985
S4 1992-1993

BMW
3-SERIES 1977-1998
5-SERIES 1975-1996
6-SERIES 1977-1989

7-SERIES 1978-2001
8-SERIES 1990-1991
Z3-SERIES 1997-2002
DAIHATSU
CHARADE 1989-1992

DODGE
COLT 1993-1994
D50 PICKUP 1987-1993

EAGLE
SUMMIT 1993-1994
FIAT
BRAVA 1979-1983
SPIDER 1970-1983
STRADA 1977-1983
X19 1985-1988

GEO
METRO 1989-1991
TRACKER 1989-1991
HONDA
ACCORD 1982-1989
CRX 1984-1991
CIVIC 1982-1995
DEL SOL 1993-1997
PRELUDE 1983-1987

JAGUAR
XJ6 1986-1993

LANCIA
BETA 1979-1981

MASERATI
SPYDER 1985-1990

MERCEDES
240/280/300/380/420
450/500SLC/SEL 1970-1996

MINI
MITSUBISHI
MIGHTY MAX 1987-1996
MIRAGE 1993-1996

PEUGEOT
405 1989-1991
505 1984-1991

PONTIAC
LEMANS 1988-1993

PORSCHE
911 1973-1999
924 1987-1989
924S 1987-1989
928 1994
944 1984-1993
968 1992-1996

RENAULT
ALLIANCE 1982-1987
ENCORE 1982-1985
FUEGO 1982-1985
LECAR 1978-1983
181 1979-1983

SAAB
900 1979-1998
9000 1986-1998

STERLING
825 1988-1992
827 1988-1992

SUZUKI
SAMURAI 1986-1995
SIDEKICK 1989-1991
SWIFT 1989-1991
X-90 1996-1999

VOLKSWAGEN
BUS 1968-1979
CABRIO 1995-2001
CABRIOLET 1985-1993
DASHER 1976-1981
FOX 1987-1993
GOLF 1985-2000
PASSAT 1990-1997
PICKUP 1980
RABBIT 1980-1984
SCIROCCO 1981-1987
SUPER BEETLE 1973-1979
QUANTUM 1982-1988
VANWAGON 1980-1992

MULTI-KIT GUIDE

99-5600

FORD

CROWN VICTORIA 1995-2011
ECONOLINE 1997-2008
EXPLORER 1995-2001
RANGER 1995-2011

LINCOLN

CONTINENTAL 1995-1997
MARK VIII 1996-1998
TOWN CAR 1995-2002

MAZDA

B-SERIES 1995-09

MERCURY

GRAND MARQUIS 1995-2011
MARAUDER 2003-2004
MOUNTAINEER 1997-2001

99-5700

ALL99-5510

APPLICATIONS PLUS:

FORD

ECONOLINE 1975-1991
BRONCO 1980-1986
F-SERIES 1980-1986
TEMPO 1985-1988

MERCURY

TOPAZ 1985-1988

99-5802

FORD

CROWN VICTORIA 1995-2009
ECONOLINE 1997-2008
ESCAPE 2001-2007
EXCURSION 2000-2005
EXPEDITION 1997-2002
EXPLORER 1995-2001
F-150 PICKUP 1997-2004
F-250/F-350 1999-04
RANGER 1995-2011
WINDSTAR 1999-2003

LINCOLN

BLACKWOOD 2001-2003
CONTINENTAL 1995-1997
MARK VIII 1996-1998
NAVIGATOR 1997-2002
TOWN CAR 1995-2002

MAZDA

B-SERIES PICKUP 1995-09

MERCURY

GRAND MARQUIS 1995-2010
MARAUDER 2003-2004
MARINER 2005-2007
MOUNTAINEER 1997-2001

99-5804

FORD

CROWN VICTORIA 1995-2011
ECONOLINE 1997-2008
ESCAPE 2001-2007
EXCURSION 2000-2005
EXPEDITION 1997-2002
EXPLORER 1995-2001
EXPLORER SPORT TRAC 2001-2005

F-150 1997-2003

F-150 HERITAGE 2004

F-250 1998-2004

F-350 1999-2004

F-450 1999-2004

F-550 1999-2004

F-650 2000-2010

F-750 2000-2010

RANGER 1995-2011

WINDSTAR 1999-2003

LINCOLN

BLACKWOOD 2002
CONTINENTAL 1995-1997
MARK 8 1995-1998
NAVIGATOR 1997-2002
TOWN CAR 1995-2002

MAZDA

B-SERIES 1995-2009

MERCURY

COUGAR (WITH 6 DISC IN-DASH)
2000-2002

GRAND MARQUIS 1995-2011

MARAUDER 2003-2004

MARINER 2005-2007

MOUNTAINEER 1997-2001

99-5812

FORD

ESCAPE W/FACTORY NAV 08

EDGE 2007-2010

F-150 2004-2008

FREESTAR 2004-2007

MUSTANG 2005-2009

FIVE HUNDRED 2005-2007

FREESTYLE 2005-2007

FOCUS 2005-2007

F SERIES SUPER DUTY 2005-2011

FUSION 2006-2009

EXPLORER 2006-2010

EXPLORER SPORT TRAC 2007-2010

LINCOLN

MARK LT 2006-2008

MKX WITH FACTORY NAV

2007-2010

NAVIGATOR WITH FACTORY NAV

2007-2011

MERCURY

MILAN 2006-2008

MONTEREY 2004-2007

MOUNTAINEER 2006-2010

MONTIGO 2005-2007

SABLE 2008-2009

95-5817

FORD

CROWN VICTORIA 1995-2009

ECONOLINE 1997-2008

ESCAPE 2001-2007

EXCURSION 2000-2005

EXPLORER 1995-2001

EXPLORER SPORT TRAC 2001-2005

F-650/750 2000-2010

F-SERIES SUPER DUTY

1999-2004

RANGER 1995-2011

WINDSTAR 1999-2003

LINCOLN

CONTINENTAL 1995-1997

MARK VIII 1996-1998

TOWN CAR 1995-2002

MAZDA

B-SERIES 1995-2009

MERCURY

GRAND MARQUIS 1995-2010

MARAUDER 2003-2004

MOUNTAINEER 1997-2001

MARINER 2005-2007

95-5818

FORD

F-150 1997-2004

EXPEDITION 1997-2002

SUPERDUTY 1999-2004

F-650 2005-2008

LINCOLN

NAVIGATOR 1997-2002

BLACKWOOD 2001-2003

98-9001/98-9002

98-9003

THE 9000 SERIES POCKETS

WILL MOUNT INTO THE METRA

KITS LISTED BELOW. REFER

TO THE INDIVIDUAL KITS

FOR MORE APPLICATION

INFORMATION

99-2011

99-2022B

99-2022BR

99-2023B

99-2023BR

99-3012G

99-3014GM

99-3045

99-3045G

99-3108

99-3309B

99-3310B

99-3311B

99-5028

99-5827B

99-5827BC

99-5828CH

99-5829CH

99-5830B

99-6514B

99-6517HG

99-6518B

99-6520B

99-6521B

99-7014B

99-7014HG

99-7015CHG

99-7346B

99-7347B

99-7348B

99-7349B

99-7349BC

99-7350B

99-7350BC

99-7352B

99-7353CH

99-7354B

99-7355B

99-7356B

99-7357HG

99-7521B

99-7522B

99-7522BC

99-7523S

99-7524B

99-7612A

99-7612AC

99-7612B

99-7612BC

99-7616

99-7617CHG

99-7618G

99-7619

99-7802CH

99-7803G

99-7803GC

99-7804B

99-7805CH

99-7806B

99-7881G

99-7882B

99-8158G

99-8159S

99-8160G

99-8231

99-8233B

99-8235B

99-8235CHG

99-8237S

99-8240B

99-8242G

99-8243B

99-8244HG

99-8245CHG

99-8246HG

99-8300

99-8720B

99-8721B

99-8722B

99-9227

99-6229

CHRYSLER

CONCORD 1993-1997

CORDOBA 1975-1983

E-CLASS 1983-1984

FIFTH AVENUE 1979-1993

IMPERIAL LEBARON 1975

IMPERIAL 1990-1993

LASER 1984-1989

LEBARON 1977-1995

LHS 1995-1998

NEWPORT 1974-1980

NEW YORKER 1974-1996

TOWN & COUNTRY 1990-2000

DODGE

ARIES 1981-1989

ASPEN 1976-1980

VAN 1978-2003

CARAVAN 1984-2000

CHARGER 1974-1987

DAKOTA 1987-2000

DAYTONA 1984-1993

DIPLOMAT 1977-1989

DURANGO 1998-2000

DYNASTY 1988-1993

INTREPID 1993-1997

LANCER 1985-1989

MAGNUM XE 1978-1979

MIRADA 1980-1983

MONOCO 1974-1978

NEON 1995-1999

OMNI 1978-1990

PICKUP 1974-2001

RAM CHARGER 1981-1993

RAMPAGE 1982-1984

SHADOW 1987-1995

SPIRIT 1989-1995

ST. REGIS 1979-1981

024 1981-1982

600 1982-1988

EAGLE

VISION 1993-1997

JEEP

CHEROKEE 1997-2001

GRAND CHEROKEE 1996-1998

WRANGLER 1997-2002

PLYMOUTH

150/250/350 VAN 1978-1997

2001-2006
SEBRING SEDAN
2002-2005
TOWN & COUNTRY
(MINIVAN) 2001-2007
VOYAGER 2001-2005
DODGE
CARAVAN 2001-2007
DAKOTA 2001-2004
DURANGO 2001-2003
INTREPID 1998-2004
NEON 2000-2006
RAM PICKUP 1500 2000-2005
STRATUS 2001-2006
VIPER 2003-2009
JEEP
GRAND CHEROKEE 1999-2004
LIBERTY 2002-2007
WRANGLER 2003-2006
95/99-6511
CHRYSLER
ASPEN 2008-2009
200 2011-2013
300/300C 2008-2010
SEBRING 2007-2010
TOWN & COUNTRY 2008-2013
DODGE
AVENGER 2007-2013
CALIBER 2009-2012
GRAND CARAVAN 2008-2012
CHALLENGER 2008-2013
CHARGER 2008-2010
DAKOTA 2008-2011
DURANGO 2008-2010
GRAND CARAVAN 2008-2013
JOURNEY 2009-2010
MAGNUM 2008-2008
NITRO 2007-2011
RAM PICKUP 1500 2009-2012
RAM PICKUP 2500/3500/5500/
CHASSIS CAB 2011-2012
JEEP
COMMANDER 2008-2010
COMPASS 2009-2013
GRAND CHEROKEE 2008-2010
LIBERTY 2008-2012
PATRIOT 2009-2013
WRANGLER 2007-2013
MINIVANS
RAIDER 2008-2009
DODGE
1500 2011-2012
RAM
2500 2011-2012
C/V 2012-2013
DAKOTA 2011-2011
VOLKSWAGEN
ROUTAN 2009-2012
99-6700/99-6000
99-6500 APPLICATIONS PLUS:
CHRYSLER
CIRRUS 1995-2000
SEBRING 1995-2000
SEBRING CONVERTIBLE
1996-2000
DODGE
AVENGER 1995-2000
STRATUS 1995-2000
JEEP
GRAND CHEROKEE 1993-1998
PLYMOUTH
BREEZE 1996-1999
99-7000
DODGE
COLT 1987-1992
D-50 PICKUP 1987-1993
RAIDER 1987-1991
EAGLE
SUMMIT 1988-1992

SUMMIT WAGON 1992-1996
TALON 1990-1994
MITSUBISHI
ECLIPSE 1990-1994
EXPO 1992-1995
GALANT 1985-1993
MIGHTY MAX 1987-1996
MIRAGE 1985-1992
MONTERO 1987-1991
SIGMA 1989-1990
VAN 1987-1990
PLYMOUTH
COLT VISTA 1992-1994
LASER 1990-1994
99-7001
DODGE
COLT 1993-1995
STEALTH 1991-1996
EAGLE
SUMMIT 1993-1995
SUMMIT WAGON 1992-1996
TALON 1990-1998
MITSUBISHI
DIAMANTE 1992-1996
ECLIPSE 1989-2005
GALANT 1994-1998
MIRAGE 1993-2002
MONTERO 1992-1996
MONTERO SPORT 2000-2004
3000GT 1991-1999
PLYMOUTH
COLT VISTA 1992-1994
LASER 1990-1994
99-7301
HYUNDAI
ACCENT 1995-2005
ELANTRA 1992-1995
EXCEL 1986-1994
SCOUPE 1991-1995
SONATA 1995-1998
TIBURON 1997-2001
MITSUBISHI
PRECIS 1987-1993
99-7358
HYUNDAI
ACCENT 2006-2010
ELANTRA 1996-2006
ELANTRA (RADIO DELETE)
2007-2010
SANTA FE 2001-2006
SONATA 1995-2005
TIBURON 1997-2008
TUCSON 2005-2009
XG 300/350 2001-2005
KIA
OPTIMA 2001-2006.5
(2006 EARLY PRODUCTION
MODELS ONLY)
RIO 2006-2010
SPORTAGE 2005-2010
99-7400
NISSAN
200SX 1980-1988
240SX 1989-1994
AXXESS VAN 1989-1990
HARDBODY 1986.5-1993
MAXIMA 1982-1991
PATHFINDER 1987-1993
PULSAR 1983-1990
SENTRA 1982-1990
STANZA 1982-1989
99-7401
NISSAN
200SX 1984-1988
ALTIMA 1993-1997
HARDBODY 1986.5-1997
MAXIMA 1987-1994
NX (UPPER DASH) 1991-1993
PATHFINDER 1987-1995

PULSAR 1987-1990
SENTRA 1987-1990
SENTRA (UPPER DASH) 1991-1994
STANZA 1987-1992
99-7417
INFINITI
I30 1996-1999
MERCURY
VILLAGER 1993-2002
NISSAN
200SX 1995-1998
240SX 1995-1998
ALTIMA 1998-2001
FRONTIER 1998-2004
MAXIMA 1995-1999
MAXIMA NON BOSE OR COMFORT
PKG. 2000-2003
PATHFINDER (SE MODELS)
2003-2004
PATHFINDER 1996-2002
QUEST 1993-2003
SENTRA 1995-1999
XTERRA 2000-2004
99-7500
MAZDA
323 1986-1994
626 1986-1992
929 1988-1991
B-SERIES PICKUP 1986-1993
MPV 1989-1995
MX6 1986-1992
PROTEGE 1990-1994
RX7 1986-1991
99-7501
MAZDA
323 1986-1994
626 1986-1992
929 1988-1991
B-SERIES PICKUP 1986-1993
MX5 MIATA 1990-1997
MX6 1986-1992
MPV 1989-1995
RX7 1984-1991
99-7505
MAZDA
626 2001-2002
MIATA 1998-2005
MILLENNIA 1995-2002
PROTEGE 2001-2004
TRIBUTE 2001-2006
MPV 1996-1999
99-7635
NISSAN
FRONTIER LE 2005-2008
FRONTIER S 2011-2012
FRONTIER S (King cab) 2013-2015
FRONTIER SE 2005-2008
FRONTIER SE (4-cylinder) 2009-2011
FRONTIER XE 2005-2011
PATHFINDER LE (Without nav) 2005-2007
PATHFINDER S 2006-2012
PATHFINDER S FE+ 2008-2011
PATHFINDER SE 2005-2007
PATHFINDER XE 2005
XTERRA S 2005-2008
XTERRA SE 2005-2008
XTERRA X 2006-2008
XTERRA X (RWD) 2009-2013
SUZUKI
EQUATOR 2009
99-7888
HONDA
ACCORD 1990-1993
ODYSSEY 1995-1998
PRELUDE 1988-1991
ACURA
INTEGRA 1990-2001
LEGEND 1990-1996
TL 1996-1998

VIGOR 1992-1994
ISUZU
OASIS 1996-1999
99-7890/99-7892
HONDA
ACCORD 1990-1997
ODYSSEY 1995-1998
ACURA
CL 1997-1999
INTEGRA 1990-2001
LEGEND 1990-1996
TL 1996-1998
VIGOR 1992-1994
ISUZU
OASIS 1996-1999
99-7898
ACURA
CL 1997-1999
INTEGRA 1990-2001
LEGEND 1990-1996
RSX 2002-2006 (ALL
EXCEPT "S" MODEL)
TL 1996-1998
VIGOR 1992-1994
HONDA
ACCORD 1990-2002
CIVIC 1996-2000
CIVIC SE 2005
CRV 1997-2006
ODYSSEY 1995-2004
PRELUDE 1989-2001
ISUZU
OASIS 1996-1999
99-8100
TOYOTA
CAMRY 1983-1986
CELICA 1982-1993
COROLLA 1982-1993
CRESSIDA 1985-1987
MR2 1985-1995
PICKUP 1984-1994
SUPRA 1986.5-1992
4-RUNNER 1984-1989
99-8101
TOYOTA
4RUNNER 1984-2002
CAMRY 1987-1991
CELICA (GT/GTS)
1986-1989
CELICA 1990-1993
COROLLA 1984-1997
MR2 1991-1995
PICKUP 1984-2002
SUPRA 1986.5-1992
T-100 1993-1998
TACOMA 1995-2004
99-8202
TOYOTA
RAV-4 2001-2005
MR2 SPIDER 2000-2003
CELICA 2000-2005
ECHO 2000-2005
HIGHLANDER 2001-2007
4 RUNNER (EXCLUDING
LIMITED) 2003-2009
MATRIX 2005-2008
TUNDRA 2003-2006
SEQUOIA 2003-2007
FJ CRUISER 2007-2011
YARIS 2007-2011
SCION
(ALL MODELS) 2004-2011
SUBARU
BRZ 2013-2015
FORESTER 2009-2013
FORESTER WITH NAV 2014-2015
IMPREZA 2008-2011
IMPREZA WRX STI 2008-2014
WRX WITH NAV 2015

99-8202
TOYOTA
CELICA 2000-2005
ECHO 2000-2005
MR2 SPIDER 2000-2005
RAV-4 2001-2005
99-8300
SCION
FR-S 2013-2016
XA 2004-2006
XB 2004-2015
XD 2008-2014
TC 2005-2016
IQ 2012-2015
TOYOTA
4RUNNER (EXCLUDING LIMITED)
2003-2008
CELICA 2000-2005
COROLLA 2009-2013
ECHO 2000-2005
FJ 2007-2014
HIGHLANDER 2013
HIGHLANDER 2001-2007
MATRIX 2003-2008
SEQUOIA, 2003-2007
TUNDRA 2003-2006
MR2 SPYDER 2000-2003
RAV4 2001-2005
YARIS (3-DOOR) 2007-2010
YARIS 2012-2017
PONTIAC
VIBE 2003-2008
SUBARU
BRZ 2013-UP*
99-8900
SUBARU
BRAT PICKUP 1982-1987
DL 1981-1989
GL 1981-1989
JUSTY 1987-1994
LEGACY 1990-1994
LOYALE 1990-1994
RX 1985-1989
99-99-9011
VOLKSWAGEN
BEETLE 2012-2017
CC 2009-2017
EOS 2007-2016
GOLF, GOLF R 2010-2014
GTI 2006-2014
JETTA SPORTWAGEN 2010-2014
JETTA, JETTA GLI 2006-2018
JETTA (New dash) 2005
PASSAT 2006-UP*
R32 2007-2008
RABBIT 2007-2009
TIGUAN 2009-2017
99-9106
AUDI
A3 (With concert radio) 2006-2007
A4/S4 (With concert radio) 2000-
2005
A4 1996-1999
A6 1996-1999
A8 1997-1999
TT 2000-2006
99-9222
VOLVO
100 SERIES 1973-1975
200 SERIES 1975-1993
240 SERIES 1986-1993
740 SERIES 1985-1992
760 SERIES 1988-1992
940 SERIES 1991-1995



T-SHIRT

- WHITE
- LARGE **MT-SHIRT12-L**
- X-LARGE **MT-SHIRT12-XL**
- XX-LARGE **MT-SHIRT12-XXL**



METRA POLO

- BLACK
- LARGE **MT-POLO-L**
- X-LARGE **MT-POLO-XL**



DIECUT STICKER

- 1.5" H X 5.75" W SILVER DIECUT VINYL
- MT-STICKER**



STICKERS

- FULL COLOR WITH ROUNDED CORNERS
 - DIMENSIONS: 3.5" H X 8" W
- MT-WINSTKR**



LANYARD

- DAZZLE THE EYES WITH THE METRA LOGO
- DOUBLE CLIP BADGE HOLDERS
- 18 INCHES LONG & MADE OF POLYESTER

MT-LANYARD



PRY TOOL

- ANTI-SCRATCH
- ALLOWS EASY PANEL REMOVAL WITHOUT DAMAGE

MT-PRY



BEVERAGE OPENER KEYCHAIN

- DESIGNED FOR OPENING BOTH BOTTLES AND FLIP TOP CANS
- COMES WITH A KEY RING SO IT IS ALWAYS HANDY
- SIZE: 2 1/2" W X 1 1/2" H X 3/8" D

MT-KEY15



OUT OF STOCK CARD

- DON'T BE LEFT WITH EMPTY SHELVES

MT-OUTOFSTCKCD



SLATWALL HEADER

- HIGH QUALITY PRINTED LOGO GRAPHIC
- LIGHTWEIGHT RIGID MATERIAL
- DIMENSIONS: 48" X 8"

MT-SLTHDR



BANNER

- HIGH QUALITY PRINTED BANNER
- INCLUDES REINFORCED HOLES FOR HANGING
- DIMENSIONS: 48" X 24"

MT-BANNER15

Metra's Turbo Wire Harnesses deliver quality and reliable performance for the industry's widest range of applications. All Turbo Wire Harnesses feature OEM-Quality terminals for the most secure connection between terminals and the connector - a superior design feature.

Turbo *wire*™



70-1743

CHRYSLER | PLYMOUTH | DODGE
MITSUBISHI | IMPORTS **1987-1996**

- Plugs into car harness at radio
- Power/4-speakers



71-1743

CHRYSLER | PLYMOUTH | DODGE
MITSUBISHI | IMPORTS **1987-1996**

- Plugs into OEM radio
- Power/4-speakers



70-1817

CHRYSLER | PLYMOUTH | DODGE | JEEP
1984-2005

- Plugs into car harness at radio
- Power/4-speakers



71-1817

CHRYSLER | PLYMOUTH | DODGE | JEEP
1984-2005

- Plugs into OEM radio
- Power/4-speakers



70-1818

CHRYSLER | DODGE | PLYMOUTH | JEEP
1984-2002

- For all Infinity systems when using a 35-watt (or greater) radio
- Amplifier Integration Harness
- 12" long



70-6502

CHRYSLER **2002-2009**

- Plugs into car harness at radio
- Power/4-speakers



71-6502

CHRYSLER **2002-2009**

- Plugs into OEM radio
- Power/4-speakers



70-6503

CHRYSLER **Amp Integration 2002-2009**

- Amplifier Integration Harness
- Includes RCAs



70-6504

CHRYSLER **Amp Bypass**

DODGE **Durango | Magnum 2005-2009**

- Amp bypass
- Bypass harness 204" long
- Includes Chrysler 2002-2005 Turbo Wire - power wire only, no speaker wires



70-6506

B

CHRYSLER **Pacifica Amp Bypass**

2004-2008

- 204" long
- Comes with 70-6502



70-6507

B

JEEP **Grand Cherokee 1999-2004**

- Amp bypass
- Wires 204" long




70-6510

B

DODGE **Ram with Hands-Free Amp Bypass**

2004-2005

- Amp bypass
- Bypass harness is 204" long
- Includes Chrysler 2002-2005 Turbo Wire - power wires only, no speaker wires



70-6512

B

DODGE **Ram 1500 2002-2005**

DODGE **Ram 1500 | 2500 | 3500 2003-2005**

- Amp bypass
- Wire 204" long



70-6522

CHRYSLER | DODGE | JEEP

2007-UP*

- Plugs into car harness at radio



71-6522

CHRYSLER **2007-UP***

- Plugs into OEM radio
- Power/4-speakers



71-6523

CHRYSLER | DODGE **2013-UP***

- Plugs into factory radio
- Fully terminated



71-6524

CHRYSLER | DODGE **2011-UP***

- Plugs into factory radio
- Fully terminated



70-1002

JEEP | EAGLE **1988-1996**


- Plugs into car harness at radio
- Power/4-speakers



71-1002

JEEP | EAGLE **1988-1996**

- Plugs into OEM radio
- Power/4-speakers



70-1768 1

LINCOLN | MERCURY **Amp Integration**
1986-1993

- Designed for the Ford vehicles that have the common ground amplified systems with the “football style” amplifier
- The factory harness will have the 8-way black rectangle plug with only 5 wires on it and it includes RCAs



70-1770

FORD | LINCOLN | MERCURY | MAZDA
1985-2004

- Plugs into car harness at radio
- Power/4-speakers



71-1770

FORD | LINCOLN | MERCURY | MAZDA
1985-2004

- Plugs into OEM radio
- Power/4-speakers



70-1771

FORD | LINCOLN | MERCURY | MAZDA
1998-2008

- Plugs into car harness/16 pin radio
- Power/4-speakers



71-1771

FORD | LINCOLN | MERCURY | MAZDA
1998-2008

- Plugs into OEM radio/16 pin
- Power/4-speakers



70-1772

FORD | LINCOLN | MERCURY 1982-1985

- Plugs into car harness at radio
- Power/4-speakers



71-1772

FORD | LINCOLN | MERCURY 1982-1985

- Plugs into OEM radio
- Power/4-speakers



70-1776

FORD **Expedition** 2003-2006
LINCOLN **Navigator** 2003-2006

- For models with factory NAV and without THX audio
- Plugs in to car harness at radio location



70-1777

FORD **Focus** 2000-2004
MERCURY **Cougar** 1999-2002

- Plugs into car harness at radio location
- VSS
- SWC wire included (for ASWC-1)
- Retains RSE audio (select vehicles)



71-1777

FORD Focus 2000-2004
MERCURY Cougar 1999-2002
 • Plugs into OEM radio



70-5510

FORD Amp Integration 1986-2000
 • For all amplified systems using a 35-watt (or greater) radio
 • Amplifier integration harness
 • 12 inches



70-5511

FORD Premium Sound System 1989-2000
 • Amplifier integrator system for aftermarket radios 35-watts or less
 • Plugs into car harness (power and pre-amp)
 • Plugs into car harness at radio



70-5512

FORD Premium Sound System Amp Integrator Plug 1989-2000
 • Plugs into pre-amp harness at radio (to be used with 70-1704)



70-5513

FORD Premium Sound System Amp Integrator Plug 1989-2000
 • To be used as a jumper bypassing the factory amplifier
 • Plugs into pre-amp harness and into speaker harness at amp



70-5514

FORD Premium Sound System Amplifier Eliminator System 1989-2000
 • Plugs into car harness (power and pre-amp)
 • Plugs into amplifier harness and into speaker inputs



70-5515

FORD Non-Amp to Amp Harness 1989-2000
 • OEM radio integration
 • Takes OEM radios that do not need the factory amplifier and allows you to install it in Ford/Lincoln/Mercury vehicles that have the factory amplifier, bypasses that amplifier so the new OEM radio will work



70-5517

FORD Premium Sound Harness 1998-2003
 • Ford premium with RCAs



70-5518

FORD Tremor Amp Integration Harness 2002-2003
 • Included in Ford Ranger Tremor package
 • Tremor audio system amp integration
 • Comes with 70-1771 and an 8-pin harness with 2 pairs of RCA plugs



70-5519

FORD Amp Integrator Plug Set 1998-2011

(16 pin & 8 pin with RCAs)


- Plugs into car harness
- 2001-03 Mustang with Mach 460 & Mach 1000
- 2000-03 Lincoln LS



70-5520

FORD | LINCOLN | MERCURY 2003-UP*

- Plugs into car harness
- Includes one 24-way plug for power and speaker



71-5520

FORD | LINCOLN | MERCURY

2003-UP*

- 7" long
- Plugs into OEM radio
- Includes one 24-way plug for power and speaker



71-5520-1

FORD | LINCOLN | MERCURY 2003-UP*

- 7" long
- Plugs into OEM radio
- Includes one 24-way plug for power and speaker
- Includes one 8-way plug for premium sound
- Includes one 16-way plug for charger and auxiliary
- Fully terminated



70-5520-AV

AV FORD Factory DVD Retention Harness 2003-2006


- Plugs into car harness at radio
- Retains factory DVD player
- Use with 70-5520



70-5520-AUX

AUX FORD AUX-In Jack Retention 2007-2008

- Plugs into car harness at radio
- Provides RCAs for retention of factory 3.5mm auxiliary jack



70-5521

FORD | LINCOLN | MERCURY Amp Integration 2003-UP*

- For amplified sound systems
- Includes Ford, Lincoln and Mercury 2003-2005 Turbo Wire and a 8-pin harness with 2 pairs of RCAs



70-5522

FORD | LINCOLN | MERCURY Sub Plug Only 2003-UP*

- For amplified sound systems
- Includes an 8-pin harness with 2 pairs of RCAs
- For use with customers that already have the 70-5520 and putting it into an amplified vehicle



70-5523

FORD Transit 2010-2012

- Plugs into car harness
- Power/4-speakers
- SWC wire included (for ASWC-1)



70-5524

- FORD | LINCOLN **2011-UP*** (Without SYNC)
- Plugs into car harness
 - Power/4-speakers
 - 7" long harness



71-5524

- FORD | LINCOLN **2011-UP***
- Plugs into car OEM radio
 - Power/4-speakers
 - 7" long harness
 - Fully terminated 24 & 26 pin



70-5600

- FORD **Premium Sound System for Aftermarket Radios 35-Watts or Less 1995-1998**
- Plugs into car harness at radio
 - Power/4-speakers
 - For aftermarket radio 35-watts or less



71-5600

- FORD | LINCOLN **Premium Sound System 1995-1998** (Non Lux.)
- Plugs into OEM Radio
 - Power/4-speakers



70-5601

- FORD | LINCOLN | MERCURY **1994-1997**
- Allows the installation of an aftermarket head unit in Fords with a Luxury JBL Radio System
 - Tuner bypass harness (15' long)
 - Includes antenna extension and adapter (15' long)



70-5602

- FORD **Amp Bypass 1986-2001**
- Eliminates splicing when using Metra's 70-5513 in Ford Premium sound systems
 - Amplifier bypass harness
 - 15" long



70-5603

- FORD **Amp Integration 1996-1998**
- For all amplified systems using a 35-watt (or greater) radio
 - Amplifier integration harness
 - 12" long



70-5605

- FORD **Contour | Mustang | Ranger | Expedition | LINCOLN Navigator 1994-2000**
- Amplifier bypass harness
 - 5" long



70-5701

- FORD | LINCOLN | MERCURY **1998-2011 Premium Sound Harness**
- Ford premium with RCAs and power antenna



70-5702

1

FORD | LINCOLN | MERCURY | MAZDA
1998-2003

- Premium sound systems
- Factory sub integration
- Plugs into 8-way factory sub-plug harness only (for use with 70-1771)



70-5715

B

FORD Taurus | MERCURY Sable 1996-2007


- Connects aftermarket radio to factory
- Includes antenna extension and adapter (15' Long)



70-5716

FORD Taurus | MERCURY Sable 1998-1999

- Connects 99-5715 to 98-99 models



70-5720

FORD Escort ZX2 2003-2004

- Connects 99-5720 to premium sound vehicles

GENERAL MOTORS



70-1677-1

GM 1973-1993

- Plugs into car harness at radio (12 pin)
- Power/4-speakers



71-1677-1

GM 1973-1993

- Plugs into OEM radio (12 pin)
- Power/4-speakers



70-1782

GEO 1985-1997 | CHEVROLET Metro
1995-1999 | Spectrum 1985-1989
HONDA Passport 1994-1995
ISUZU 1985-1995

- Plugs into car harness at radio
- Power/4-speakers



71-1782

GEO 1985-1997 | CHEVROLET Metro
1995-1999 | Spectrum 1985-1989
HONDA Passport 1994-1995
ISUZU 1985-1995

- Plugs into OEM radio
- Power/4-speakers



70-1855

B

BUICK Regal | CHEVROLET Full Size
Truck 1988-1944 | PONTIAC Grand Prix
1988-1989 | Sunbird 1989-1994

- Tuner bypass
- 5' long

GENERAL MOTORS



70-1856 B

CADILLAC Allante 1990-1993 | Deville 1994-1995 | Eldorado | Seville 1992-1995
 Fleetwood 1991-1995 | CHEVROLET Corvette 1989-1996

- Tuner bypass
- 204" Long



70-1857 B I

CADILLAC Allante 1990-1993 | Deville 1994-1995 | Eldorado | Seville 1992-1995
 Fleetwood 1991-1995 | CHEVROLET Corvette 1989-1996

- Tuner bypass and Bose amplifier integration harness
- 204" long



70-1858 B I

GM 1988-2005

- Plugs into car harness at radio (21 pin)



71-1858

GM 1988-2005

- Plugs into OEM radio (14 pin)
- Power/4-speakers
- 14 pin (not 21 pin)



70-1858-1

GM 1988-2005

- Plugs into OEM radio (20 pin)
- Power/4-speakers
- Includes additional 6-pin section; fully terminated



71-1858-1

GM 1988-2005


- Plugs into car harness (20 pin)
- Power/4-speakers
- Includes additional 6-pin section; fully terminated



70-1859

GM Full-Sized Trucks with Factory Amplified Systems 1995-2002

- Plugs into car harness at radio location
- Includes additional 9 pin to activate factory amplifier



70-2001

GM 1994-2004

- Plugs into car harness at radio (32 pin)
- Power/4-speakers



71-2001

GM 1994-2004


- Plugs into OEM radio (32 pin)
- Power/4-speakers



70-2003

GM 1998-2006 | KIA Sorrento EX 2003-2006
TOYOTA Matrix 2003-2004 | HYUNDAI Santa Fe with Monsoon 2003-2006

- Plugs into car harness at radio (24 pin)
- Power/4-speakers



71-2003-1

GM 1998-2006

- Plugs into OEM radio (24 pin)
- Power/4-speakers
- Fully terminated



70-2003T

GM Class 2 T-Harness 2000-2006


- Relocates factory radio for retention (24 pin) of Class 2 Data features (to be used with SP-2003)



70-2005

GM OnStar System 2000-2006

- Interface harness to be used with the 70-2003T Class 2 Data Retention
- Harness and SP-2003 door chime speaker to hear audio from OnStar



70-2021

CHEVROLET Impala | Monte Carlo Amp Bypass Jumper 2000-2001

- Amplifier bypass jumper
- Bypasses amp and creates a loop
- No rewire is needed when installing new radio and removing factory amp



70-2054

GM Amp Bypass Harness 1998-2004

- 204" long
- Must have RPO code Y91



70-2057

GM MOST 2014-UP*

- Plugs into output of OEM amplifier harness (21 pin)
- 72 inch long, color coded leads



70-2103

CHEVROLET Malibu 2004-2006 | PONTIAC G6 2005-2006

- Plugs into car harness
- Harness does not supply an ignition source and all of the factory warning chimes will no longer function
- Any OnStar features will also be lost




71-2103-1

GM 2004-2007

- Plugs into car harness at radio (32 pin)
- Power/4-speakers

GENERAL MOTORS+DAEWOO



71-2103T

CHEVROLET **Aveo** | PONTIAC **G3 2007-2009**


- Allows user to temporarily connect factory radio without removing aftermarket radio
- With the factory radio connected, vehicle personalization features can be changed using the controls on the factory radio



70-2104

GM **2006-2012**

- For models without OnStar
- Plugs into car harness
- Power/4-speakers



71-2104

GM **2006-2012**


- Plugs into OEM radio
- Power/4-speakers



70-2105

GM | SUZUKI **2006-UP***

- Does not retain any warning chimes, OnStar
- No 12-volt accessory output



71-2105

GM | SUZUKI **2006-UP***

- For models without OnStar
- Plugs into car harness
- Power/4-speakers



71-2106

GM **2010-2017**


- Plugs into car OEM radio
- Power/4-speakers
- 7" long harness
- Fully terminated 44 pin



71-2107

GM **Full Size Trucks and SUVs 2015-UP***

- Plugs into factory radio
- Fully terminated



71-2108

GM **2016-UP***

- Plugs into OEM radio



DAEWOO



70-8405

DAEWOO **1999-2002**

- Plugs into car harness at radio
- Power/4-speakers



70-2002

SATURN **2000-2005**

- Plugs into car harness at radio (24 pin)
- Power/4-speakers



71-2002

SATURN **2000-2005**

- Plugs into OEM radio (24 pin)
- Power/4-speakers



70-2102

SATURN **2004-2005**

- Plugs into car harness at radio
- Power/4-speakers



71-2102

SATURN **2004-2005**

- Plugs into OEM radio
- Power/4-speakers



70-2202

SATURN **Ion | Vue 2006-2007**

- Used when replacing the factory radio
- Power/4-speakers



71-2202

SATURN **Ion | Vue 2006-2007**

- Use when OEM harness in the dash is damaged and replacement is needed

HARLEY DAVIDSON



71-9600

HARLEY DAVIDSON **1998-2013**

- Plugs into OEM radio
- 7 inch color coded leads



71-9700

HARLEY DAVIDSON **2014-UP***

- Plugs into OEM radio
- 7 inch color coded leads

HONDA



70-9800

HARLEY DAVIDSON **Touring Models 1998-2013**

- Plugs into car harness at factory radio location
- Pre-wired for ASWC-1 for handlebar controls (sold separately)



70-1388

HONDA **1982-1985**

- Plugs into car harness at radio
- Power/4-speakers



70-1720

HONDA | ACURA **1986-1998**

- Plugs into car harness at radio
- Power/4-speakers



71-1720

HONDA | ACURA **1986-1998**

- Plugs into OEM radio
- Power/4-speakers


HONDA



70-1720T

HONDA **Civic** 1996-1998

- Plugs into car harness at radio
- Power/4-speakers
- Retains factory keyless entry



70-1721

HONDA | ACURA | SUZUKI 1998-2013


- Plugs into car harness at radio
- Power/4-speakers



71-1721

HONDA | ACURA | SUZUKI 1998-2013


- Plugs into OEM radio
- Power/4-speakers



70-1722

HONDA **Civic** (excluding DX model) 2006-2010

- Plugs into car harness at radio
- Power/4-speakers



71-1722

HONDA **Civic** (excluding DX model) 2006-2010


- Plugs into OEM radio
- Power/4-speakers



70-1724

HONDA **Accord Amp Integration** 1993-1994

- For amplified sound system



70-1725

ACURA **RSX Amp Integration** 2002-2006

- Amp integration for Bose systems
- Includes RCAs



70-1726

HONDA **Element Amp Bypass Harness** 2003-2011

- 204" long



70-1727

HONDA **Civic** 2006-2011

- Bypass factory amp
- Premium sound system



70-1729

HONDA 2008-UP*

- Plugs into car harness at radio



71-1729

HONDA 2008-UP*

- Plugs into OEM radio
- Fully terminated



70-1730

HONDA **with Premium Sound** 2008-UP*

- Plugs into car harness at radio
- Retains factory amplified system
- Features RCAs instead of speaker wires



70-1731



HONDA 2016-UP*

- Plugs into car harness at radio
- Power/4-speakers
- Factory backup camera connections
- Pre-wired for ASWC-1 (sold separately)



71-1731



HONDA 2016-UP*

- Plugs into OEM radio
- Power/4-speakers




70-7863



HONDA Element Premium Sound Integration Harness (EX & SC Models)
2003-2011

- Includes factory AUX in retention plugs
- Retains OEM amplifier and subwoofer



70-7712

HONDA Passport 1996-2002
ISUZU 1995-2004


- Plugs into car harness at radio
- Power/4-speakers



71-7712

HONDA Passport 1996-2002
ISUZU 1995-2004

- Plugs into OEM radio
- Power/4-speakers



70-1004

HYUNDAI | KIA 2005-2010

- Plugs into car harness
- Power/4-speakers



71-1004

HYUNDAI | KIA 2005-2010

- Plugs into factory radio
- Fully terminated
- Power/4-speakers



70-1736

HYUNDAI 1986-1994

- Plugs into car harness at radio
- Power/4-speakers



71-1736

HYUNDAI 1986-1994

- Plugs into OEM radio
- Power/4-speakers



70-7300

HYUNDAI 1991-2002

- Plugs into car harness
- Power/4-speakers



71-7300

HYUNDAI 1991-2002

- Plugs into OEM radio
- Power/4-speakers
- Fully terminated



70-7301

HYUNDAI 1999-2006

- Plugs into car harness at radio
- Power/4-speakers



71-7301

HYUNDAI **1999-2006**

- Plugs into OEM radio
- Power/4-speakers



70-7302

HYUNDAI **Santa Fe** | KIA **Sorento**
2007-2009

- Plugs into car harness at radio
- Power/4-speakers



71-7302

HYUNDAI **Santa Fe** | KIA **Sorento**
2007-2009

- Plugs into OEM radio
- Power/4-speakers



70-7303

HYUNDAI | KIA **with Infinity Sound**
2009-2014

- Plugs into car harness at radio
- Power/4-speakers



71-7303-1

HYUNDAI | KIA **2009-2014**

- Plugs into OEM radio
- Includes both 8-way from ISO and the additional 20-way
- Fully terminated
- Power/4-speakers



70-7304

HYUNDAI | KIA **2010-UP***

- Allows installation of aftermarket radio using factory wiring and connector
- No cutting of factory wires is necessary
- Power/4-speakers
- Plugs into car harness



71-7304

HYUNDAI | KIA **2010-UP***

- Plugs into OEM radio
- Fully terminated



70-7305

HYUNDAI | KIA **Amp Bypass for Dimension Sound Systems** **2010-2016**

- Designed with 24 inch leads for aftermarket amplifier installation



70-7306

HYUNDAI | KIA **2017-UP***

- Wiring harness for installing an aftermarket radio
- Provides power and four speakers
- Retains balance and fade
- Pre-wired ASWC-1 harness (ASWC-1 sold separately)
- Retains the factory backup camera
- Designed for non-amplified models



71-7306

HYUNDAI | KIA **OEM Harness** **2016-UP***

- Plugs into OEM radio
- Fully terminated



Metra
THE INSTALLER'S CHOICE

“ Metra’s Turbo Wire Harnesses deliver quality and reliable performance for the industry’s widest range of applications. All Turbo Wire Harnesses feature OEM-quality terminals for the most secure connection between terminals and the connector - a superior design feature. ”

ISUZU



70-7713 1

ISUZU Rodeo with Factory Amp RCA
2002-2003

- Looks like the 70-7712, but is larger
- Features RCA plugs instead of speaker wires

KIA



70-1003

KIA 1995-2003

- Plugs into car harness at radio
- Power/4-speakers



71-1003

KIA 1995-2003

- Plugs into OEM radio

MAZDA



70-1781

MAZDA 1986-1989
FORD Festiva 1988-1993
MERCURY Tracer 1988-1990

- Plugs into car harness at radio
- Power/4-speakers



71-1781

MAZDA 1986-1989
Truck 1986-1993

- Plugs into OEM radio
- Power/4-speakers



70-7901

MAZDA 1990-2001

- Plugs into car harness at radio
- Power/4-speakers



71-7901

MAZDA 1990-2001

- Plugs into OEM radio
- Power/4-speakers



70-7903

MAZDA 2001-UP*

- Plugs into car harness at radio
- Power/4-speakers



71-7903

MAZDA 2001-UP*

- Plugs into OEM radio



70-7903T

MAZDA CX-7 | CX-9 | RX8 Service Harness
2007-2015

- Allows user to plug in the OEM radio to adjust the clock time without disassembling dash or having to remove
- Unplugs after clock adjustment and tucks out of sight



70-7001

MITSUBISHI **1992-2012** | DODGE **Stealth**
1994-1996

- Plugs into car harness at radio
- Power/4-speakers



71-7001

MITSUBISHI **1992-2012** | DODGE **Stealth**
1994-1996

- Plugs into OEM radio
- Power/4-speakers



70-7002

B

MITSUBISHI **3000GT** **1997-1999**
Diamante **1994-2002** | **Eclipse** **1995-2000**
Galant **1997-1998**

- Amplifier bypass harness
- 7' power harness, 15' amplifier bypass harness



70-7003

T

MITSUBISHI **All with Infinity System**
1994-2007 | DODGE **Stealth** **1994-1996**

- Comes with 70-7001
- Has only power wires and no speaker wires
- DIN plug with RCA plugs



70-7004

MITSUBISHI **4 Speaker with Amp Int**
1994-2007

- Kit comes with harnesses for amplified and non-amplified models



70-7005

MITSUBISHI **2007-UP***

- Plugs into car harness at radio
- Power/4-speakers



71-7005

MITSUBISHI **2007-UP***


- Plugs into original factory radio
- Power/4-speakers



70-1763

NISSAN **1984-1994**

- Plugs into car harness at radio
- Power/4-speakers



71-1763

NISSAN **1984-1994**

- Plugs into OEM radio
- Power/4-speakers



70-1764

NISSAN | INFINITI **1987-1994**

- Plugs into car harness at radio



70-7550

NISSAN **1995-2007**

- Plugs into car harness at radio
- Power/4-speakers



71-7550

NISSAN **1995-2007**

- Plugs into OEM radio
- Power/4-speakers



70-7551

NISSAN | INFINITI **1995-2006**

- Premium sound
- Plugs into car harness at radio



70-7552

NISSAN **2007-UP*** | SUBARU **2008-2015**

- Plugs into car harness at radio
- Power/4-speakers



71-7552

NISSAN **2007-UP*** | SUBARU **2008-2015**

- Plugs into car harness at radio
- Power/4-speakers



70-7553

NISSAN **2007-UP***

- Plugs into car harness at radio
- For factory amplified systems



70-7554

NISSAN **Bose Integration Harness 2010-2016**

- Power harness included
- Color coded RCAs for factory amplifier retention



70-1780

SUBARU **Legacy 1990-1994**
Justy 1987-1994

- Plugs into car harness at radio
- Power/4-speakers



70-8900

SUBARU **Loyale 1990-1994**
DL and GL 1985-1989

- Plugs into car harness at radio
- Power/4-speakers



70-8901

SUBARU **1993-2013**

- Plugs into car harness at radio
- Power/4-speakers



71-8901

SUBARU **1993-2013**

- Plugs into OEM radio
- Power/4-speakers



70-8902

SUBARU **Legacy | Outback 2012-2014** (With Premium Sound)

- Plugs into car harness at radio location
- Retains AUX input
- Provides reverse wire
- Pre-wired for the ASWC-1 / 2012-2013 models only (Sold separately)



SUZUKI



70-7991

SUZUKI **Swift | Sidekick**
GEO Imports 1986-1995

- Plugs into car harness at radio
- Power/4-speakers



70-7992

SUZUKI **1995-2003**

- Plugs into car harness at radio
- Power/4-speakers



71-7992

SUZUKI **1995-2003**

- Plugs into OEM radio
- Power/4-speakers



70-9400 ⓘ

LAND ROVER **Discovery**
1998-2001

- Amplifier integration harness
- Includes VW 1980-2005 Turbo wire and a 10-way connector with RCAs on it



70-9401

LAND ROVER **Discovery** **1999-2004**
MERCEDES-BENZ **Non-Amp** **1999-2004**

- Plugs into car harness
- Power/4-speakers



70-1786 ⓘ

LAND ROVER | MERCEDES-BENZ
Amp Integration **1991-1999**

- 70-1784 style harness featuring RCAs instead of speaker wire
- 12-volt constant wire and accessory wire are reversed from the 70-1784

JAGUAR



70-9500

JAGUAR **2002-2009**

- Plugs into car harness
- Power/4-speakers

TOYOTA



70-1398

TOYOTA **1982-1987** | DIAHATSU **1989-1992**

- Plugs into car harness at radio
- Power/4-speakers



71-1398

TOYOTA **1982-1987** | DIAHATSU **1989-1992**

- Plugs into OEM radio
- Power/4-speakers



70-1761

TOYOTA | SCION **1987-UP***

- Plugs into car harness at radio
- Power/4-speakers



71-1761

TOYOTA | SCION **1987-UP***

- Plugs into OEM radio
- Power/4-speakers



70-8112 ⓘ

TOYOTA | LEXUS **Premium Amplifier**
Integration Harness **1992-2000**

- Integrates aftermarket radio with factory amplifier (15 pin harness)
- Power/4-channel
- Plugs into car harness at radio



71-8112

TOYOTA **1992-2000**

- Plugs into OEM radio
- 15 pin



70-8113



TOYOTA | LEXUS **Amplifier Integration Harness 2000-2007**

- Plugs into car harness at radio
- Retains factory amplifier and speakers



71-8113

TOYOTA | LEXUS **2000-2007**

- Plugs into OEM radio
- 20 pin



70-8116



TOYOTA **Amp Bypass Harness | Avalon 2000-2004 | Camry 2000-2003 Land Cruiser 2000-2003**

- Comes with a 70-8113
- Features only power wires, no RCA plugs
- 204" long



70-8117



TOYOTA **Amp bypass Harness | 4Runner (including Limited) 2003-2004 | Sienna with JBL Sound System 2004 | Solara 2004**

- Comes with a 70-8113
- Features only power wires, no RCA plugs
- 204" long



70-8121



TOYOTA **Amp bypass Harness | Tundra 2005-2006**

- Factory amplifier bypass



70-8215AMP

TOYOTA **Avalon Radio Relocation Harness 2005-2010**

- 17-foot relocation harness
- Retains factory climate controls



70-8215

TOYOTA **Avalon 2005-2006**

- Climate control retention
- Relocate factory radio
- Not for use in Premium sound systems



70-1119

- VOLVO 1981-1992**
- Plugs into car harness at radio
 - Power/ 2-Speakers



70-1120

- VOLVO 240 1990-1993**
- Plugs into car harness at radio
 - Power/4-speakers



70-9220

- VOLVO 1993-2003**
- Plugs into car harness at radio
 - Power/4-speakers



70-9221

- VOLVO 1999-2007**
- Plugs into car harness at radio
 - Power/4-speakers



71-9221

- VOLVO 1999-2007**
- Plugs into OEM radio
 - Power/4-speakers

BMW



70-8590

- BMW 1991-2006**
- Plugs into car harness at radio
 - Power/4-speakers



71-8590

- BMW 1991-2006**
- Plugs into OEM radio
 - Power/4-speakers



70-8591

- BMW 2001-2006**
- Amplifier integration harness
 - 12" long



70-9003

- BMW 2000-UP***
- Plugs into car
 - Power/4-speakers

AUDI + BMW + MERCEDES + SMART + VW

BMW



71-9003

BMW 2000-UP*

- Plugs into OE radio
- Power/4-speakers

SMART



70-1783

SMART Fortwo Harness

2008-2015

- Plugs into car harness at radio
- Power/4-speakers



THE INSTALLER'S CHOICE

Our Corporate Mission

To enthusiastically and aggressively approach any opportunity to utilize our braintrusts, facilities, strategies, alliances and capital for the advancement of our employees and stakeholders.

There will be no limitations as we strive to create, innovate, manufacture and deliver high quality, good value products to not only satisfy but also astonish our customers.

By following our vision and attaining high levels of honesty and integrity, we will experience the joy of competition and winning.

VW / AUDI



70-1784

VOLKSWAGEN 1980-2007

- Plugs into car harness at radio
- Power/4-speakers



71-1784

VOLKSWAGEN 1980-2007


- Plugs into OEM radio
- Power/4-speakers



70-1785

VOLKSWAGEN Amplifier Integration Harness 1987-2001

- Plugs into car harness at radio
- Power/4-speakers



70-1787

VW | AUDI Amplifier Integration Harness 1993-2004

- Amplified and Bose systems
- Uses the power wire side of the 70-1784; front speaker output only on some models
- 20-way connector (plugs into multi-colored harness in car) with RCA plugs



70-9003

EUROPEAN 2000-UP*

- Plugs into car harness
- Power/4-speakers



71-9003

EUROPEAN OEM 2000-UP*

- Plugs into OEM radio
- Power/4-speakers



71-9003-1

EUROPEAN OEM 2000-UP*

- Plugs into OEM radio
- Fully terminated



71-9006

VOLKSWAGEN 2014-UP*

- Plugs into OEM radio
- Fully terminated

SPEAKER HARNESSES



72-9002



BMW **1999-2006**
 AUDI **2000-2012**
 MERCEDES **1997-UP***
 • Sold as a pair



72-9003



AUDI **1996-2001**
 • Sold as a pair



72-7302



HYUNDAI | KIA **2016-UP***
 • Sold as a pair



72-1002

JEEP | EAGLE **Speaker Harness 1984-2008**
 • Sold as a pair



72-6512

CHRYSLER **Speaker Harness 1990-UP***
 • Sold as a pair




72-6514

CHRYSLER | DODGE **Speaker Harness 1990-UP***
 • Speaker-position
 • Sold as a pair



72-7902

MAZDA **1998-UP*** | CHRYSLER | DODGE | JEEP
 HYUNDAI **Speaker Harness 2004-UP***
 • Sold as a pair



72-4500

GM **Speaker Harness 1983-UP***
 • Sold as a pair



72-4530

GM | CHRYSLER **Speaker Harness 1996**
 • Sold as a pair



72-4568

GM **Speaker Harness 1988-UP***
 • Sold as a pair



72-5500

FORD **Speaker Harness 1985-1998**
 • Sold as a pair



72-5510

FORD **Speaker Harness 1982-1988**
 • Sold as a pair

SPEAKER HARNESSES



72-5512

FORD Speaker Harness 1987-UP*

- Sold as a pair



72-5600

FORD Speaker Harness 1998-UP*

- Sold as a pair



72-5602

FORD | MAZDA Speaker Harness 2011-UP*

- 4-position
- Sold as a pair



72-7300

HYUNDAI | KIA Speaker Harness 2011-UP*

- 2-position
- Sold as a pair



72-7301

HYUNDAI | KIA Speaker Harness 2011-UP*

- 4-position
- Sold as a pair



72-7800

HONDA Speaker Harness 1982-UP*

- Sold as a pair



72-7901

MAZDA Speaker Harness 1990-UP*

- Sold as a pair



72-7400

NISSAN Speaker Harness 1982-UP*

- Sold as a pair



72-7401

NISSAN Speaker Connections 1994-2009

- Sold as pair



72-8104

TOYOTA Speaker Harness 1987-UP*

- Sold as a pair



72-9300

EURO | MAZDA | NISSAN Speaker Harness 1987-2011

- Sold as a pair



72-9301

EURO | TOYOTA | MITSUBISHI Speaker Harness 1982-2003

- Sold as a pair

PLUG & PLAY

CONNECT AFTERMARKET RADIOS TO THE CAR FACTORY HARNESS WITH NO CUTTING, SPLICING OR SOLDERING!



TURBO WIRE

Part Number Conversion

Model numbers represent the aftermarket radio type and corresponding Turbo Wire four digit part number suffix. For specific vehicle applications, see the Turbo Wire section of this catalog and the application chart at the back. A "universal" Smart Cable with 0001 as the suffix is just the radio plug with 5 1/2" wires and no vehicle side harness on the other end.

COMBINATION DESIRED:

PIONEER **Radio** to GENERAL MOTORS **1988-2005**
 JVC **Radio** to NISSAN **1995-UP***
 ALPINE **Radio** to TOYOTA **1987-UP***
 KENWOOD **Radio** to UNKNOWN VEHICLE

EXAMPLES:

UNIVERSAL = 0001
 70-1002 = 1002
 70-1398 = 1398
 70-1677 = 1677
 70-1720 = 1720
 70-1743 = 1743
 70-1761 = 1761
 70-1763 = 1763
 70-1770 = 1770

HOW WE DO THE "MATH" & SMART CABLE PART NO.

PR01 + 70-1858 = **PR01-1858**
 JV16 + 70-7550 = **JV16-7550**
 AL16 + 70-1761 = **AL16-1761**
 KN16 + 0001 = **KN16-0001**



AL16-0001

ALPINE
 • 16 Pin



AL2X8-0001

ALPINE
 • 16 Pin



CL16-0001

CLARION
 • 16 Pin



CL2X8-0001

CLARION
 • 16 Pin



CL2X9-0001

CLARION
 • 18 Pin



EC2X8-0001

ECLIPSE
 • 16 Pin

SMART CABLES



JV16-0001

JVC
• 16 Pin




JV2X8-0001

JVC
• 16 Pin



KN16-0001

KENWOOD
• 16 Pin



KN22-0001

KENWOOD
• 16 Pin



PA01-0001

PANASONIC
• 16 Pin



PA16-0001

PANASONIC
• 16 Pin



PR01-0001

PIONEER
• 16 Pin



PR04-0001

PIONEER
• 16 Pin



PR16-0001

PIONEER
• 16 Pin



PR2000-0001

PIONEER
• 16 Pin



PR2X8-0001

PIONEER
• 16 Pin



SY16-0001

SONY
• 16 Pin



SY18-0001

SONY
• 18 Pin



SY2X8-0001

SONY
• 16 Pin

Metra's Installer Works includes all the items that make installations easier while providing the extra polish that sets your work apart from the norm. From speaker adaptor plates to universal ABS blank panels, Installer Works provides top quality for the best installation every time.

INSTALLER *works*[™]

SPEAKER BAFFLES



81-4300

UNIVERSAL Speaker Baffles

- Use with 5-1/4" or 6-1/2" speakers
- Seals the speaker for better bass response
- One pair of baffles included in each package



81-6900

UNIVERSAL Speaker Baffles

- Use with 6" x 9" speakers
- Seals the speaker for better bass response
- One pair of baffles included in each package



VXT40

UNIVERSAL Speaker Baffles


- Use with 4" round speakers
- Seals the speaker for better bass response.
- One pair of baffles included in each package



VXT46

UNIVERSAL Speaker Baffles

- Use with 4" x 6" oval speakers
- Seals the speaker for better bass response
- One pair of baffles included in each package



VXT55

UNIVERSAL Speaker Baffles

- Use with 5" - 5-1/4" round speakers
- Seals the speaker for better bass response
- One pair of baffles included in each package



VXT57

UNIVERSAL Speaker Baffles

- Use with 5" x 7" oval speakers
- Seals the speaker for better bass response
- One pair of baffles included in each package



VXT60

UNIVERSAL Speaker Baffles

- Use with 6-1/2" round large frame speakers
- Seals the speaker for better bass response
- One pair of baffles included in each package



VXT62

UNIVERSAL Speaker Baffles

- Use with 6-1/2" round large frame (shallow depth) speakers
- Seals the speaker for better bass response
- One pair of baffles included in each package



VXT65

UNIVERSAL Speaker Baffles

- Use with 6-1/2" round small frame speakers
- Seals the speaker for better bass response
- One pair of baffles included in each package



VXT69

UNIVERSAL Speaker Baffles

- Use with 6" x 9" oval speakers
- Seals the speaker for better bass response
- One pair of baffles included in each package

SPEAKER ADAPTERS



82-1011

JEEP Wrangler 1997-2006

- Designed for 4" x 6" aftermarket speaker installation
- One pair of adapters included in each package



82-1012

JEEP Wrangler 1997-2006

- Designed for 4" aftermarket speaker installation
- One pair of adapters included in each package



82-1013

JEEP Wrangler 1997-2006

- Designed for 5-1/4" aftermarket speaker installation
- One pair of adapters included in each package

SPEAKER ADAPTERS



82-3002

GM Full-Size Trucks & SUVs 1995-2013
CHEVY Cobalt 2005-2006 | Captiva Sport 2012-2015


- One pair of adapters included in each package
- Adapts a 5-1/4" or 6-1/2" speaker to front door speaker location



82-3004

GM Trucks 2014-UP*

- Vehicle specific spacer designed for installation of 6" x 9" aftermarket speakers
- One pair of adapters included in each package



82-3005

GM Trucks 2014-UP*

- Vehicle specific spacer designed for installation of 6" to 6-3/4" aftermarket speakers
- One pair of adapters included in each package



82-3006

GM Multi 2005-UP*

- Vehicle specific spacer designed for installation of 6" to 6-3/4" aftermarket speakers
- One pair of adapters included in each package



82-3010

CHEVROLET Camaro 2010-2014

- Front door speaker mounting rings for all 6" speakers
- One pair of baffles included in each package



82-3013

CHEVROLET Corvette 1997-2004

- Designed for installation of 6" to 6-3/4" size speakers
- Included adapters for smaller speakers
- One pair of adapters in each package



82-3014

CHEVROLET Corvette Front Doors 2005-2013

- Designed for installation of 6" to 6-3/4" size speakers
- Molded ABS plastic utilizing factory mounting locations for a secure fit
- Included adapters for smaller speakers
- One pair of adapters in each package



82-3015

CHEVROLET Corvette C7 2014-UP*

- Designed specifically for the installation of aftermarket tweeters
- Mounts into the factory tweeter locations
- Great for upgrading to component speaker sets
- One pair of adapters in each package



82-3016

GM Multiple 2014-UP* (2.5")

- Designed specifically for the installation of aftermarket tweeters into a variety of GM vehicles
- Mounts into the factory tweeter locations
- Great for upgrading to component speaker sets
- One pair of adapters in each package



82-3017

CHEVROLET Camaro 2016-UP*

- For installation of aftermarket 6" x 9" speakers in the front doors
- One pair of adapters in each package



82-3018

CHEVROLET Camaro 2016-UP*

- For installation of aftermarket 6.5" to 6 3/4" speakers in the front doors
- One pair of adapters in each package



82-3019

CHEVROLET Camaro 2010-2015

- Adapts 6x9 speaker to rear deck location
- Use Metra's 82-6901 to convert for 6" component sets
- Includes one pair of adapters

SPEAKER ADAPTERS



82-3020

CHEVROLET **Silverado 2007-2013**
GMC **Sierra 2007-2013**

- Break-away tab design allows flexibility for installation of aftermarket 6" to 6 3/4" speakers in the front doors
- Includes one pair of adapters



82-3043

CHEVROLET **S-10 & T-10** | GMC **Sonoma Truck 1994-2004** | CHEVROLET **Blazer** | GMC **Jimmy 1995-2004** | ISUZU **Hombre 1996-2001**

- Adapts a 5-1/4" or 6-1/2" speaker to front door speaker location.
- One pair of adapters in each package



82-3048

CHEVROLET **Express** | GMC **Savana 1996-2007**

- Adapts a 5-1/4" or 6-1/2" speaker to front door speaker location.
- One pair of adapters in each package



82-3300

CHEVROLET **Cavalier** | PONTIAC **Sunfire 1995-2004**

- Adapts a 5-1/4" or 6-1/2" speaker to front door speaker location
- One pair of adapters in each package



82-3307

CHEVROLET **Equinox 2005-UP*** | GMC **Terrain 2005-UP*** | PONTIAC **Torrent 2006-2009**
SATURN **Vue 2002-2009**

- Designed for installation of 6" to 6-3/4" speakers in the factory front and rear doors
- Included adapters for smaller speakers
- One pair of adapters in each package



82-4201

TOYOTA | CHRYSLER **Multiple**

- Designed specifically for the installation of aftermarket tweeters into a variety of Chrysler and Toyota vehicles
- Mount into the factory tweeter locations
- One pair of adapters included in each package



82-4202

SPEAKER ADAPTER **Universal**

- Universal speaker mounting adapter for a variety of applications
- Adapts speakers from 6" to 6 3/4" in size into various "circular and oval" factory locations
- One pair of adapters included in each package



82-4203

SPEAKER ADAPTER **Universal**

- Universal speaker mounting adapter for a variety of applications
- Adapts speakers from 6" to 6 3/4" in size into various "circular" factory locations
- One pair of adapters included in each package



82-4300

UNIVERSAL **1" Plastic Spacer Rings**

- Gives 1" extra depth
- Works with most 5-1/4", 6" or 6-1/2" speakers
- One pair of adapters included in each package



82-4301

UNIVERSAL **1" Plastic Spacer Rings**


- 1" spacer designed for installation of 6" to 6-3/4" aftermarket speakers and works with all varieties of speakers including component drivers
- One pair of adapters included in each package



82-4400

UNIVERSAL **1/2" Plastic Spacer Rings**

- 6" x 6-1/2" speakers
- Gives 1/2" extra depth
- Works with most 5-1/4" speakers
- One pair of adapters in each package




82-4401

UNIVERSAL **1/2" Plastic Spacer Rings**

- 1/2" spacer designed for installation of 6" to 6-3/4" aftermarket speakers & works with all varieties of speakers including component drivers
- One pair of adapters included in each package

SPEAKER ADAPTERS

Three rings on a flat plate for endless options



82-4600

UNIVERSAL 6.5" Speaker Adapter

- Unique four piece design allows for a variety of angles and depth choices
- Universal layout makes it easy to mount the most common and preferred speaker size in almost any sub-panel location
- One pair of adapters in each package



82-4601

UNIVERSAL 6.5" Speaker Adapter

- Adapts a 4 X 6 speaker to a 4 X 10 speaker location
- One pair of adapters included in each package



82-5600

FORD | MERCURY | MAZDA

- Speaker Adapter Plates
- Adapts a 5-1/4" or 6-1/2" speaker to a Ford 6" x 8" opening
- One pair of adapters included in each package



82-5601

UNIVERSAL

- Allows the installation of a 5-1/4" speaker and a separate 3/4" to 2" tweeter in a 5" x 7" speaker location
- One pair of adapters included in each package



82-5602

FORD Explorer 2011-UP*

- Vehicle specific spacer designed for installation of 6" x 9" aftermarket speakers
- One pair of adapters included in each package



82-5603

FORD Explorer 2011-UP*

- Vehicle specific spacer designed for installation of 6" to 6-3/4" aftermarket speakers
- One pair of adapters included in each package



82-5604

FORD Transit Connect Front Doors 2014-UP*

- (May be used on rear doors and sides if equipped with factory speakers)
- Designed for installation of 6" to 6-3/4" size
 - Molded ABS plastic utilizing factory mounting locations for a secure fit
 - Included adapters for smaller speakers
 - One pair of adapters included in each package



82-5605

FORD F-150 Rear Doors 2015-UP*

- Designed for installation of 6" to 6-3/4" size speakers in the factory rear doors
- One pair of adapters in each package
- One pair of adapters included in each package



82-5606

FORD F-150 Front Doors 2015-UP*

- Designed for installation 6" x 9" size speakers in the factory front doors
- One pair of adapters in each package
- One pair of adapters included in each package

SPEAKER ADAPTERS



82-5607

FORD F-150 Front Doors 2015-UP*

- Designed for installation of 6" to 6-3/4" size speakers in the factory front doors
- One pair of adapters in each package
- One pair of adapters included in each package



82-5608

FORD Transit 2015-UP*

- Rear speaker adapter
- Adapts modern 6" to 6 3/4" speakers into the rear doors or rear sides
- One pair of adapters included in each package



82-6544

FIAT 500 2017-UP*

- Break-away tab design allows flexibility for installation of aftermarket 6" to 6 3/4" speakers in the front doors
- Includes one pair of adapters



82-6600

CHRYSLER Multi

- Adapts 5-1/4" or 6-1/2" speaker to front door speaker location
- One pair of adapters included in each package



82-6601

CHRYSLER Multi

- For installation of speakers from 6" to 6 3/4" in size
- Advancement to our existing 82-6600 adapter
- One pair of adapters included in each package



82-6602

DODGE Dakota | Durango 1997-2004

- For installation of speakers from 6" to 6 3/4" in size
- 1" thick to provide more depth for installations
- One pair of adapters included in each package



82-6900

UNIVERSAL 6" x 9"

- Gives 1-1/2" extra depth
- Use with 6" x 9" speaker
- One pair of adapters included in each package



82-6901

UNIVERSAL

- Allows the installation of a 5-1/4" or 6-1/2" speaker and a separate 3/4" to 2" tweeter in a 6" x 9" speaker location
- One pair of adapters included in each package
- Use with any Metra 6x9 adapter for 6.5" mounting options



82-6902

UNIVERSAL 1/2" 6x9 Speaker Spacer

- Stackable 1/2" spacer for aftermarket 6" x 9" speakers to provide depth where needed
- One piece molded ABS plastic utilizing factory mounting locations for a secure fit
- One pair of adapters included in each package

SPEAKER ADAPTERS



82-7301

HYUNDAI | KIA Multi 2010-2014
 HYUNDAI Azera Front and Rear 2011-2012
 HYUNDAI Sonata Front and Rear 2011-2014
 KIA Optima Front and Rear 2010-2012

- Designed for installation of 6" to 6.75" size speakers
- Molded ABS plastic utilizing factory mounting locations for a secure fit
- One pair of adapters in each package for smaller speakers



82-7302

HYUNDAI | KIA Multi 2001-2013
 HYUNDAI I30 Front and Rear 2012-2013
 Tucson Front and Rear 2010-2013
 Amanti Front and Rear 2004-2009
 Forte Front and Rear 2009-2013
 Rondo Front and Rear 2006-2011 | Sedona Front 2006-2012 | Soul Front and Rear 2009-2012 | Optima Front and Rear 2001-2009

- Designed for installation of 6" to 6.75" size speakers
- Molded ABS plastic utilizing factory mounting locations for a secure fit
- One pair of adapters in each package for smaller speakers



82-7303

KIA Multi 2014-UP*

- Break-away tab design allows flexibility for installation of aftermarket 6" to 6 3/4" speakers in the front doors
- Includes one pair of adapters



82-7400

NISSAN | INFINITI Multi 2000-UP*

- Used in front and rear locations of most all Nissan and Infiniti vehicles
- Designed for installation of 6" to 6-3/4" size speakers
- Molded ABS plastic utilizing factory mounting locations for a secure fit
- One pair of adapters in each package

about Metra

We at Metra always strive to listen to our customers. You have told us to do a better job at telling the Metra story. For over 70 years, Metra has maintained its cutting edge by paying attention to our marketplace and innovating products to the needs of the installer. We are the "Installer's Choice" because we are installers.

We design our products to be easy to use and easy on the eyes. If you can see a Metra product, then we haven't done our job. Metra Turbokits are designed to be heard but not seen. This means that our fit and finish is the best in the business.

Our GSXL Turbowires are designed with the same philosophy in mind. Their longer length for ease of installation and thicker OEM cables with OEM connectors make for a mighty install, with no down time on returns or angry customers.

It is with this in mind that we remind you to visit our website. So what are you waiting for? Get your buyers guide to check out the new lines and let us know what you think. We at Metra have always known that the installer is our real "end user"—not the buyer, not the distributor and not the customer who owns the car. We are the "Installer's Choice" because our customer is the installer, and with this philosophy we built a company... Metra.

Thank you for all your loyal support.



SPEAKER ADAPTERS



82-7401

INFINITI G37 2008-13

- Designed for installation of 6" to 6-3/4" size speakers in the factory front door subwoofer location
- One pair of adapters in each package



82-7500

MAZDA | FORD | NISSAN

- Speaker Adapter Plates
- Adapts a 5-1/4" - 6" or 6-1/2" speaker to an oversized OEM 6-1/2" opening
- One pair of adapters included in each package



82-7501

MAZDA Multi-Application Front Door Adapter 2013-UP*

- Designed for installation of 6" to 6-3/4" size speakers
- Molded ABS plastic utilizing factory mounting locations for a secure fit
- Popular apps like Mazda 6, Mazda 3 and Mazda CX-5
- One pair of adapters included in each package



82-7803

HONDA Accord 1998-UP* | Civic 2001-2005 VW Jetta 1998-2005

- 5-1/4" and 6-1/2" speaker adapter plates
- One pair of adapters included in each package



82-8151

LEXUS RX300 1999-2003

- Break-away tab design allows flexibility for installation of aftermarket 6" to 6 3/4" speakers in the front doors
- Includes one pair of adapters



82-8701

MERCEDES-BENZ C-Class 2007-2017

- Break-away tab design allows flexibility for installation of aftermarket 6" to 6 3/4" speakers in the front doors
- Includes one pair of adapters



82-8702

MERCEDES-BENZ C-Class 2000-2011

- Break-away tab design allows flexibility for installation of aftermarket 6" to 6 3/4" speakers in the front doors
- Includes one pair of adapters



82-8703

MERCEDES-BENZ C-Class 2000-2011

- Allows for installation of a 5 1/4" speakers in the rear doors
- Includes one pair of adapters




82-8704

MERCEDES-BENZ E-Class 1995-2004

- Allows for upgrade to aftermarket 6 1/2" to 6 3/4" speakers in the rear deck location
- Includes one pair of adapters

SPEAKER ADAPTERS



82-7805

HONDA | ACURA **Multi 2006-UP***

- Vehicle specific spacer designed for installation of 6" to 6.75" aftermarket speakers
- One pair of adapters included in each package



82-8146

TOYOTA **Multi 2002-UP***

- Vehicle specific spacer designed for installation of 6" x 9" aftermarket speakers
- One pair of adapters included in each package



82-8147

TOYOTA **Multi 2002-UP***

- Vehicle specific spacer designed for installation of 6" to 6-3/4" aftermarket speakers
- One pair of adapters included in each package



82-8148

TOYOTA | LEXUS | SCION **Multi 1998-UP***

- Vehicle specific spacer designed for installation of 6" to 6-3/4" aftermarket speakers
- One pair of adapters included in each package



82-8149

TOYOTA **Camry 2012-2014**


- Vehicle specific spacer designed for installation of 6" x 9" aftermarket speakers
- One pair of adapters included in each package



82-8150

TOYOTA **Camry 2012-2014**

- Vehicle specific spacer designed for installation of 6" to 6-3/4" aftermarket speakers
- One pair of adapters included in each package



82-8700

FREIGHTLINER **Sprinter Front Doors**

2014-UP*

MERCEDES **Sprinter Front Doors 2014-UP***

- Designed for installation of 5-1/4" speakers in the factory front doors
- One pair of adapters included in each package



82-8900

SUBARU **Legacy 2005-2009**

- Allows installation of aftermarket 6.5" to 6 3/4" speakers in the front doors
- One pair of adapters included in each package



82-8901

SUBARU **WRX 2016-UP***

- Allows installation of aftermarket 6.5" to 6 3/4" speakers in the front doors
- One pair of adapters included in each package



82-9101

AUDI **A3 & A4 2000-2010**

- Break-away tab design allows flexibility for installation of aftermarket 6" to 6 3/4" speakers in the front and rear doors
- Includes one pair of adapters



82-9102

AUDI **A3 & A4 1996-2001**

- Break-away tab design allows flexibility for installation of aftermarket 6" to 6 3/4" speakers in the rear doors
- Includes one pair of adapters

Metra

THE INSTALLER'S CHOICE

Our Corporate Mission

To enthusiastically and aggressively approach any opportunity to utilize our braintrusts, facilities, strategies, alliances and capital for the advancement of our employees and stakeholders.

There will be no limitations as we strive to create, innovate, manufacture and deliver high quality, good value products to not only satisfy but also astonish our customers.

By following our vision and attaining high levels of honesty and integrity, we will experience the joy of competition and winning.



82-9303

BMW 3-Series 1999-2010

- Designed for 5-1/4" speaker installation into the front doors
- Molded ABS plastic utilizing factory mounting locations for a secure fit
- One pair of adapters included in each package



82-9600

HARLEY DAVIDSON Touring Models 1998-2013

- Custom spacer designed for installation of 6" to 6-1/2" aftermarket speakers
- One pair of adapters included in each package



82-9601

HARLEY DAVIDSON Touring Models 1998-2013

- Custom spacer designed for installation of 6-1/2" to 6-3/4" aftermarket speakers and works with all varieties of speakers including component drivers
- One pair of adapters included in each package



85-HDW1

WOOFER GRILLE MOUNTING HARDWARE

- Includes nuts and bolts



85-HDW2

WOOFER GRILLE PLASTIC CLIPS

- (No hardware included)
- Mounting Clips



85-9008

UNIVERSAL Steel Woofer Grilles

- Steel
- 8" diameter
- Hardware sold separately
- Woofer Grilles sold individually



85-9010

UNIVERSAL Steel Woofer Grilles

- Steel
- 10" diameter
- Hardware sold separately
- Woofer Grilles sold individually



85-9012

UNIVERSAL Steel Woofer Grilles

- Steel
- 12" diameter
- Hardware sold separately
- Woofer Grilles sold individually



85-9015

UNIVERSAL Steel Woofer Grilles

- Steel
- 15" diameter
- Hardware sold separately
- Woofer Grilles sold individually

TRIM RINGS+ABS



89-30-0125

UNIVERSAL **Plastic DIN Trim Ring**
• 1/8" border



89-30-0250

UNIVERSAL **Plastic DIN Trim Ring**
• 1/4" border



89-30-0500

UNIVERSAL **Plastic DIN Trim Ring**
• 1/2" border




89-30-0750

UNIVERSAL **Plastic DIN Trim Ring**
• 3/4" border



89-30-3900

UNIVERSAL **DIN Spacer**
• 3/8" thick



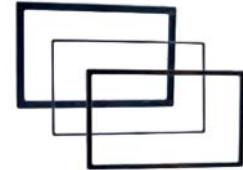
89-30-0900

UNIVERSAL **Plastic DIN Trim Rings**
• 4 pack (1 each) INCLUDES: 89-30-0125, 89-30-0250, 89-30-0500, 89-30-0750



89-40-0500

ISO **DIN Trim Ring**
• 1/2" border
• Scored on back for easy modification
• Radio opening: 6-3/4" x 1-7/8"



89-50-0900

TRIM RINGS **Universal**
• Universal Double-DIN trim rings for Double-DIN radio installations
• Includes one of three different sizes: .125, .250 and .375"
• Trim rings all have interior opening of 3.95" x 6.825".

ABS




89-00-9025

8" X 12" UNIVERSAL ABS
Blank Panel



89-00-9030

12" X 12" UNIVERSAL ABS
Blank Gridplate
• Waffle board is scored on back for custom installation designs.
• Speaker adapter templates already scored for: tweeters, 3", 4", 5", 5-1/4", 6 - 1/2" and 6" x 9" speakers



89-00-9031

12" X 12" UNIVERSAL ABS
Blank Panel
• Not packaged



89-00-9032

17" X 21" UNIVERSAL ABS

Because you're an installer, you know there's much more to an antenna than the mast. Metra's AntennaWorks aftermarket antennas are designed and engineered as a complete system that functions seamlessly in every application and every weather condition.

ANTENNA *works*®

POWER ANTENNAS + POWER REPLACEMENT MASTS + FM MODULATOR



44-PW20 6/BX

- Fully automatic with (5) 1" (25mm) custom mounting bases
- 31" (79cm) 4-section replaceable mast
- 55" (140cm) detachable cable
- Needs 11.5" (29cm) under fender
- Custom mounting bases - see Application Chart
- 44-PWR20 - stainless steel replacement mast
- 44-PWR20B - black stainless steel replacement mast and nut
- 44-PWEC157 - Power antenna 157" (399cm) extension cable and wiring



44-PW22 CHROME 44-PW22B BLACK

- Fully automatic 6/BX
- Fully automatic with (6) 1" (25mm) custom mounting bases
- 31" (79cm) 5-section replaceable mast
- 55" (140cm) detachable cable
- Needs 11.5" (29cm) under fender
- Custom mounting bases - see Application Chart
- 44-PWR22 - Stainless steel replacement mast
- 44-PWR22B - Black stainless steel replacement mast and nut
- 44-PWEC157 - Power antenna 157" (399cm) extension cable and wiring



44-PW530 6/BX

- Fully automatic with (5) 1" (25mm) custom mounting bases and (1) 3/4" (19mm) adjustable 0-25° mounting base
- 39" (99cm) 4-section replaceable mast
- 55" (140cm) detachable cable
- Needs 13" (33cm) under fender
- Custom mounting bases - see Application Chart
- 44-PWR64 - stainless steel replacement mast
- 44-PWEC157 - Power antenna 157" (399cm) extension cable and wiring

REPLACEMENT MAST



44-PWR20

- MASTS FOR **44-PW20**
- Stainless steel replacement mast



44-PWR20B

- Black anodized stainless steel replacement mast
- Upgraded option includes black mast and nut



44-PWR22

- MASTS FOR **44-PW12** | **44-PW12B**
44-PW22 | **44-PW22B**
- Stainless Steel Replacement Mast



44-PWR22B

- Black anodized stainless steel replacement mast
- Upgraded option includes black mast and nut



44-PWR64

- MAST FOR **44-PW64** | **44-PW530**
- Stainless steel replacement mast



44-PWEC157

- Power antenna 157" (399cm) extension cable and wiring
- Will fit all Metra power antennas, and also Harada MX22

FM MODULATOR



AW-FMODD

FM MODULATOR

- 2 frequency channels (88.9MHz or 88.5MHz)
- Channel switch for alternate FM frequencies
- Metal case for durability in mounting behind or below dash
- RCA to Female 3.5mm (3ft.) Cable
- Male to Male 3.5mm (3ft.) Cable
- Male to Female 3.5mm (6ft.) Cable
- Under dash mounting bracket

ADAPTERS

CHRYSLER+FORD+GM



40-CR10

CHRYSLER | DODGE | FORD | GM | JEEP

Vehicle Antenna Adapter Cable 2002-UP*

- Chrysler factory antenna with snap-lock to aftermarket radio



40-CR20

CHRYSLER | DODGE | FORD | GM | JEEP

Vehicle Antenna Adapter Cable 2002-UP*

- Chrysler factory radio with snap-lock to aftermarket antenna



40-CR30

CHRYSLER | DODGE | FORD | GM | JEEP

Vehicle Antenna Adapter Cable Kit 2002-UP*

- Chrysler antenna adapters with snap-lock for use with FM modulators

FORD



40-FD10

FORD | LINCOLN | MERCURY

Antenna Adapter 1995-2007

- Ford factory antenna to aftermarket radio
- OEM style



40-FD20

FORD | LINCOLN | MERCURY

Antenna Adapter 1995-2007

- Ford factory radio to aftermarket antenna
- OEM style



40-FD30

FORD | LINCOLN | MERCURY

Antenna Adapter 1995-2007

- Ford antenna adapters for use with FM modulators

GM



40-GM10

GENERAL MOTORS Antenna Adapter 1988-2008

- GM factory antenna with mini “barbed” or “barbless” plug to aftermarket radio



40-GM12

GENERAL MOTORS Antenna Adapter 1988-2008

- GM factory antenna with mini “barbed” or “barbless” plug to aftermarket radio



40-GM20

GENERAL MOTORS Antenna Adapter 1988-2008

- GM factory radio with mini “barbed” connector to aftermarket antenna



40-GM21

GENERAL MOTORS Antenna Adapter

1988-2008

- GM factory radio with mini “barbless” connector to aftermarket antenna



40-GM30

GENERAL MOTORS Antenna Adapter

1988-2008

- GM “barbed” antenna adapters for use with FM modulators



40-GM31

GENERAL MOTORS Antenna Adapter

1988-2008

- GM “barbless” antenna adapters for use with FM modulators

HONDA



40-HD10

HONDA | ACURA Antenna Adapter

2005-UP*

- Honda factory antenna cable to aftermarket radio



40-HD11

HONDA | ACURA Antenna Adapter

2009-UP*

- Honda factory antenna cable to aftermarket radio



40-HD12

HONDA | ACURA Antenna Adapter

2009-UP*

- Acura/Honda factory antenna cable to aftermarket radio



40-HD10L

MAZDA Antenna Adapter

2014-UP*

- With tuner brain



40-HD13

HONDA Antenna Adapter

2016-UP*

- Honda factory antenna cable to aftermarket radio



40-HD20

HONDA | ACURA Antenna Adapter

2005-UP*

- Honda factory radio cable to aftermarket antenna



40-HD21

HONDA | ACURA Antenna Adapter

2009-UP*

- Honda factory radio cable to aftermarket antenna

ADAPTERS

HONDA + KIA + HYUNDAI



40-HD22

HONDA | ACURA **Antenna Adapter**
2009-UP*

- Acura/Honda factory radio to aftermarket antenna



40-HD23



HONDA **Antenna Adapter**
2016-UP*

- Honda factory radio to aftermarket antenna



40-HD30

HONDA | ACURA **Antenna Adapter**
2005-UP*

- Acura/Honda antenna adapters for use with FM modulators



40-HD31

HONDA | ACURA **Antenna Adapter**
2009-UP*

- Acura/Honda antenna adapters for use with FM modulators



40-HD32

HONDA | ACURA **Antenna Adapter**
2009-UP*

- Acura/Honda antenna adapters for use with FM modulators



40-HD33



HONDA | ACURA **Antenna Adapter**
2016-UP*

- Acura/Honda antenna adapters for use with FM modulators

KIA + HYUNDAI



40-KI10

KIA **Antenna Adapter** 2007-UP*
HYUNDAI **Antenna Adapter** 2009-UP*

- Factory antenna to aftermarket radio



40-KI11

KIA | HYUNDAI **Antenna Adapter** 2009-UP*
Antenna Adapter 2009-UP*

- Factory antenna to aftermarket radio



40-KI20

KIA **Antenna Adapter** 2007-UP*
HYUNDAI **Antenna Adapter** 2009-UP*

- Factory radio cable to aftermarket antenna

ADAPTERS

LEXUS+NISSAN+INFINITI



40-KI21

KIA | HYUNDAI **Antenna Adapter 2009-UP***

- Factory radio cable to aftermarket antenna



40-KI30

KIA **Antenna Adapter 2007-UP***

HYUNDAI **Antenna Adapter 2009-UP***

- Antenna adapters for use with FM modulators



40-KI31

KIA | HYUNDAI **Antenna Adapter 2009-UP***

- Antenna adapters for use with FM modulators



40-LX10

LEXUS **LS 430 Antenna Adapter 2001-2006**

- Lexus factory antenna cable to aftermarket radio
- Also available in a 204-inch long version, 40-LX10-204.



40-LX11

LEXUS | TOYOTA **Antenna Adapter 2006-UP***

- Lexus factory antenna cable to aftermarket radio



40-LX20

LEXUS **LS 430 Antenna Adapter 2001-2006**

- Lexus factory radio to aftermarket antenna



40-LX21

LEXUS | TOYOTA **Radio Antenna Adapter 2006-UP***

- Lexus factory radio to aftermarket antenna



40-LX30

LEXUS **LS 430 Antenna Adapter 2001-2006**

- Lexus antenna adapters for use with FM modulators



40-LX31

LEXUS | TOYOTA **Antenna Adapter 2006-UP***

- Lexus antenna adapters for use with FM modulators

ADAPTERS

NISSAN+INFINITI+SUBARU



40-NI10

INFINITI | NISSAN Antenna Adapter

1987-2006

- Nissan diversity factory antenna with 2 pin plug to aftermarket radio
- Retains diversity functions



40-NI11

INFINITI | NISSAN Antenna Adapter

1987-2006

- Nissan diversity factory antenna with 2 pin plug to aftermarket radio
- Disables diversity functions



40-NI12

INFINITI | NISSAN Antenna Adapter

2007-UP*

- Nissan factory antenna cable to aftermarket radio



40-NI20

INFINITI | NISSAN Antenna Adapter

1987-2006

- Nissan diversity factory radio with 2 pin connector to aftermarket antennas
- Retains diversity functions



40-NI21

INFINITI | NISSAN Antenna Adapter

1987-2006

- Nissan diversity factory radio with 2 pin connector to aftermarket antenna
- Disables diversity functions



40-NI22

INFINITI | NISSAN Antenna Adapter

2007-UP*

- Infiniti/Nissan radio to aftermarket antenna



40-NI30

INFINITI | NISSAN Antenna Adapter

1987-2006

- Nissan diversity factory antenna with 2 pin plug to aftermarket radio
- Nissan antenna adapters for use with FM modulators




40-NI31

INFINITI | NISSAN Antenna Adapter

1987-2006

- Nissan antenna adapters for use with FM modulators
- Disables diversity functions



40-NI32

INFINITI | NISSAN Antenna Adapter

2007-UP*

- Nissan adapters for use with FM Modulators

ADAPTERS

SUBARU+EURO STYLE



40-SB10

SUBARU Antenna Adapter 2005-2013

- Subaru factory antenna cable to aftermarket radio



40-SB10-18

SUBARU Legacy | Outback 2010-2011

- Subaru factory 18" antenna cable adapter



40-SB20

SUBARU Antenna Adapter 2005-2013

- Subaru factory radio to aftermarket antenna



40-SB30

SUBARU Antenna Adapter 2005-2013

- Subaru antenna adapters for use with FM modulators



40-EU10

EUROPEAN Vehicle Antenna Adapter Cable 2000-UP*

- European factory antenna with mini-style plug to aftermarket radio



40-EU20

EUROPEAN Vehicle Antenna Adapter Cable 2000-UP*

- European factory radio with mini-style plug to universal antenna



40-EU30

EUROPEAN Vehicle Antenna Adapter Cable Kit 2000-UP*

- European with mini-style plug antenna adapters for use with FM modulators



40-EU55

GM | CHRYSLER | VW Vehicle Antenna Adapter Cable 2002-UP*

- Powered version of 40-EU10 with mini-style plug to aftermarket radio



40-EU56-36

VW Golf Series 2015-UP*

- Dual mini-style plug version of 40-EU55 to aftermarket radio
- 36" long



40-EU66

AUDI | BMW | VW Dual Fakra 2005-UP*

- European antenna adapter, dual connector (FAKRA)
- European factory radio cable to aftermarket antenna
- Can also be used along with the 40-EU56 for "RF adapter" installations



40-EU56

AUDI | BMW | VW Dual Fakra 2005-UP*

- Dual mini-style plug version of 40-EU55 to aftermarket radio

ADAPTERS

VOLVO+AUDI+BMW+MERCEDES+VW



40-VL10

VOLVO Vehicle Antenna Adapter Cable

1999-2009

- For factory antenna to aftermarket radio



40-VL20

VOLVO Vehicle Antenna Adapter Cable

1999-2009

- For factory radio to aftermarket antenna



40-VL30

VOLVO Vehicle Antenna Adapter Cable Kit

1999-2009

- Volvo antenna adapters for use with FM modulators



40-VW10

AUDI | BMW | MERCEDES | VW

Antenna Adapter 1988-2005

- Factory antenna with flat plug to aftermarket radio
- Some newer European radios also have capacitors which don't allow this adapter to work properly - use 40-VW12



40-VW12

AUDI | BMW | MERCEDES | VW

Antenna Adapter 1988-2005

- VW, Audi and European factory antenna with flat plug to aftermarket radio
- No internal capacitor as that limits proper reception on some European vehicles



40-VW20

AUDI | BMW | MERCEDES | VW

Antenna Adapter 1988-2005

- VW, Audi and European factory radio with flat connector to aftermarket antenna

AUDI+BMW+MERCEDES+VW+UNIVERSAL



40-VW21

AUDI | BMW | MERCEDES | VW

Antenna Adapter 1988-2005

- VW, Audi and European factory radio with flat connector to aftermarket antenna
- No internal capacitor as that limits proper reception on some European vehicles



40-VW30

AUDI | BMW | MERCEDES | VW

Antenna Adapter 1988-2005

- VW, Audi and European antenna adapters for use with FM modulators



40-VW53

AUDI | VW **Antenna Adapter 1998-2010**

- Powered version of 40-VW10 to aftermarket radio



40-VW54

AUDI | VW **Antenna Adapter 1998-2010**

- Powered version of 40-VW10 to aftermarket radio
- Mini version of 40-VW53 for use in applications with little room



40-UV40

UNIVERSAL **Antenna Connectors**

- Standard male antenna plug (5/bg)



40-UV41

UNIVERSAL **Antenna Adapter**

- 10" female to female cable



40-UV42

UNIVERSAL **Antenna Adapter**

- 10" male to male cable



40-UV43

UNIVERSAL **Antenna Adapter**

- Male to two female cable
- 20" length



40-UV44

UNIVERSAL **Antenna Adapter**

- Female to two male cable
- 20" length



40-UV45

UNIVERSAL **Antenna Connectors**

- Standard female antenna connector (5/bg)

EXTENSION CABLES



44-EC6R | 44-EC12R

RIGHT ANGLE CONNECTOR

44-EC6R

- 6" (15cm) right angle extension cable

44-EC12R

- 12" (30cm) right angle extension cable



44-EC12

EXTENSION CABLES

- 12" (30cm) extension cable



44-EC18

EXTENSION CABLES

- 18" (46cm) extension cable



44-EC24

EXTENSION CABLES

- 24" (61cm) extension cable



44-EC36

EXTENSION CABLES

- 36" (91cm) extension cable



44-EC48

EXTENSION CABLES

- 48" (122cm) extension cable



44-EC72

EXTENSION CABLES

- 72" (182cm) extension cable
- Includes 150pf impedance matching capacitors to present signal loss on the 44-EC72 thru 44-EC240



44-EC96

EXTENSION CABLES

- 96" (244cm) extension cable
- Includes 150pf impedance matching capacitors to present signal loss on the 44-EC72 thru 44-EC240



44-EC120

EXTENSION CABLES

- 120" (305cm) extension cable
- Includes 150pf impedance matching capacitors to present signal loss on the 44-EC72 thru 44-EC240



44-EC144

EXTENSION CABLES

- 144" (366cm) extension cable
- Includes 150pf impedance matching capacitors to present signal loss on the 44-EC72 thru 44-EC240



44-EC204

EXTENSION CABLES

- 204" (518cm) extension cable
- Includes 150pf impedance matching capacitors to present signal loss on the 44-EC72 thru 44-EC240



44-EC240

EXTENSION CABLES

- 240" (610cm) extension cable
- Includes 150pf impedance matching capacitors to present signal loss on the 44-EC72 thru 44-EC240

REPLACEMENT MASTS



RT-RMCA

14" CONDUCTIVE RUBBER MAST WITH REALTREE® XTRA™ HYDRO DIP

- See chart below for the adapters that are included with each mast



44-RMCA

14" CONDUCTIVE RUBBER MAST WITH MOSSY OAK® BREAK-UP COUNTRY™ HYDRO DIP

- See chart below for the adapters that are included with each mast



44-RM1R

14" UNIVERSAL BLACK RUBBER REPLACEMENT MAST

- Replacement mast for General Motors, Ford, Chrysler and vehicles with Japanese threads
- 14" (36cm) black conductive rubber mast only
- See chart below for the adapters that are included with each mast



44-RM22

31" UNIVERSAL STAINLESS STEEL REPLACEMENT MAST

- Replacement mast for General Motors, Ford, Chrysler and vehicles with Japanese threads
- 31" (79cm) 1-section mast only
- See chart below for the adapters that are included with each mast



44-RM22B

31" UNIVERSAL BLACK ANODIZED STEEL REPLACEMENT MAST

- Replacement mast for General Motors, Ford, Chrysler and vehicles with Japanese threads
- 31" (79cm) 1-section black mast only
- See chart below for the adapters that are included with each mast



44-RMF2

17" UNIVERSAL BLACK SPIRAL 1-SECTION REPLACEMENT MAST

- Fits factory antenna bases
- 8 adapters included to fit most vehicles
- Includes adapter to groove cut for damaged OEM antenna



44-SHTS

13.5" STAINLESS STEEL REPLACEMENT MAST

- Replacement mast for General Motors, Ford, Chrysler and vehicles with Japanese threads
- 13.5" (34cm) 1-section mast only
- See chart to the right for the adapters that are included with each mast



44-SHTB

13.5" BLACK ANODIZED STEEL REPLACEMENT MAST

- Replacement mast for General Motors, Ford, Chrysler and vehicles with Japanese threads
- 13.5" (34cm) 1-section mast only
- See chart to the right for the adapters that are included with each mast

Specifications of adapters included with each mast above *(subject to change)*

Antenna Base	Thread	Length
Male to Male	6mm to 1/4-28	23.5mm long
Male to Male	6mm to 5/16-18	23.5mm long
Male to Male	6mm to 1/4-20	30mm long
Male to Male	6mm to 10-32	30mm long
Male to Male	6mm to 10-24	30mm long
Male to Female	6mm to 1/4-20	
Male to Female	6mm to M7	

REPLACEMENT MASTS



44-RM02

ALUMINUM REPLACEMENT MAST

- For roof mount antenna
- Replaces longer black factory mast
- 3.75" aluminum mast
- Includes Male to Male 6mm to 5mm + Male to Male 6mm to 6mm, 23.5mm long



44-RM02B

ANODIZED REPLACEMENT MAST

- For roof mount antenna
- Replaces longer black factory mast
- 3.75" anodized mast
- Includes Male to Male 6mm to 5mm + Male to Male 6mm to 6mm, 23.5mm long



44-RMCF

4" CARBON FIBER ROOF MOUNT REPLACEMENT MAST

- See chart below for the adapters that are included with each mast



44-STUB

3" BLACK RUBBER REPLACEMENT MAST

- See chart below for the adapters that are included with each mast

Metra
THE INSTALLER'S CHOICE

“
As an installer, you know there's much more to an antenna than just the mast. Metra's AntennaWorks® aftermarket antennas are designed and engineered as a complete system that functions seamlessly in every application and every weather condition. ”



44-RMSR

7" RUBBER OEM REPLACEMENT MAST

- See chart below for the adapters that are included with each mast



44-RMWW

8" WIRE WOUND RUBBER OEM REPLACEMENT MAST

- See chart below for the adapters that are included with each mast



44-SHSH

8" BLACK STEEL REPLACEMENT MAST

- See chart below for the adapters that are included with each mast



44-RMCFR3

13" CF WATER TRANSFER PRINT-ROOF OR FENDER

- See chart to the right for the adapters that are included with each mast



44-RMOE

16" WIRE WOUND FIBERGLASS OEM REPLACEMENT MAST

- See chart to the right for the adapters that are included with each mast

Specifications of adapters included with each mast above (subject to change)

Antenna Base		
Male to Male	6mm to 4mm	23.5mm long
Male to Male	6mm to 5mm	23.5mm long
Male to Male	6mm to 6mm	23.5mm long
Male to Male	6mm to 7mm	23.5mm long
Male to Male	6mm to 1/4-20	23.5mm long
Male to Male	6mm to 1/4-28	23.5mm long
Male to Male	6mm to 5/16-18	23.5mm long
Male to Male	6mm to 10-24	23.5mm long
Male to Male	6mm to 10-32	23.5mm long
Male to Male	6mm to 10-24	30mm long
Male to Female	6mm to 1/4-20	
Male to Female	6mm to M7	
Male to Female	6mm to M5	

MASTS & ANTENNAS

AMPLIFIED+UNIVERSAL



AW-FIN

AM/FM SHARK FIN ANTENNA

- High Gain - Aerodynamic design
- Easily installed
- Flexible wire and brass terminal provided
- Gives a superior and stylish look
- Fits over most OEM roof mount antenna bases
- Paintable



44-UA40

VW AMPLIFIED ROOF MOUNT ANTENNA

- European amplified roof antenna for AM/FM bands
- 15" (38cm) black helical wind removable fiberglass mast
- 6" (15cm) coaxial cable (Power through cable)
- Gain: FM - 10/15 db | AM - 5/10 db



44-UA50

UNIVERSAL AMPLIFIED ANTENNA

- European amplified antenna for AM/FM bands
- 15" (38cm) 3-section black retractable mast
- 59" (150cm) coaxial cable and power supply wire
- Gain: FM - 10/15 db | AM - 5/10 db



44-UA20

ELECTRONIC MAGNETIC ANTENNA

- High gain "hide-away" amplified antenna for FM bands
- Active magnetic type antenna working on the magnetic field associated with a conductor excited by a microwave
- Voltage pickup is nanovolts but with the magnetic type circuitry it extracts a signal with superior signal to noise ratio
- Designed for motorcycles or convertibles where nothing will prohibit FM reception from getting to the antenna
- 102" coaxial cable and power supply wire
- Gain: FM - 0/6 db | AM - 2/4 db



44-UA42

AMPLIFIED ROOF MOUNT ANTENNA

- AM/FM
- Includes 17' coaxial cable and power supply wire
- 3/4" hole required
- Gain: FM - 10/15 db | AM - 5/10 db



44-UA60

ANTENNA AMPLIFIER

- Amplifier for FM band with bypass switch, in-dash or under dash mounting
- 21" (53cm) coaxial cable and power supply wire



44-UA25

ON-GLASS MICRO SCREEN FM ANTENNA

- Hide-away, omni-directional antenna with a 54 inch cable
- Gain: FM - 10/20 db | AM - 0/0 db



44-UA44

AMPLIFIED ROOF MOUNT ANTENNA

- AM/FM
- Includes 17' coaxial cable and power supply wire
- 3/4" hole required
- For rear mount installations
- Gain: FM - 10/15 db | AM - 5/10 db



44-UA200

AMPLIFIED GLASS MOUNT ANTENNA

- Deluxe high performance windshield or glass mount amplified antenna
- Mount on windshield behind mirror or on fixed side/back windows 14-9/16" (37cm) width
- Gain FM - 10db/12db, AM -5db/2db
- 95" cable



44-MAUA200

MARINE AMPLIFIED GLASS MOUNT ANTENNA **White**

- Deluxe high performance windshield or glass mount amplified antenna
- Mount on windshield behind mirror or on fixed side/back windows 14-9/16" (37cm) width
- Gain FM - 10db/12db, AM -5db/2db
- 95" cable



44-UA30

AMPLIFIED ROOF MOUNT ANTENNA

- European look amplified roof antenna for AM/FM bands
- 15" (38cm) black helical wind removable fiberglass mast
- 6" (15cm) coaxial cable and power supply wire
- Gain: FM - 10/20 db | AM - 0/0 db



44-UA46

AMPLIFIED ROOF MOUNT ANTENNA

- Electronic roof mount AM/FM antenna 3db gain
- 7" (17mm) 1-section detachable black conductive rubber mast
- 195" (15m) Signal/power detachable cable
- Requires 9/16" hole
- Gain: FM - 10/15 db | AM - 5/10 db



44-UA205

AMPLIFIED GLASS MOUNT ANTENNA

- AM/FM slim style windshield or glass mount amplified antenna
- Gain FM - 10db/12db, AM -5db/2db
- 11" (28cm) width
- 144" flat cable

ANTENNAS

HARLEY+INDIAN+SIRIUS/XM+UNIVERSAL/KEY LOCK



44-RMMC1

HARLEY DAVIDSON Replacement Mast 1998-2013

- 19" low profile antenna



44-RMMC2

INDIAN | VICTORY Replacement Mast 2012-UP*

- Strong metal 15" antenna with black rubber cover

SATELLITE RADIO ANTENNAS

The Metra Roof-Mount Satellite Radio Antenna specifically for SiriusXM® Satellite Radio reception have dual-mode functionality, receiving simultaneous signals from satellites and terrestrial repeaters to ensure continuous reception. These are antennas that offer all the benefits of satellite radio and compliment the vehicle's appearance.

FEATURES:

1. Low-profile mounted design, safe for low-clearance conditions, including car washes.
2. Roof mount adhesive acrylic foam pads and necessary mounting hardware and color-coded cable connectors included.
3. Tested and proven to Automotive Environmental Standards shock-and vibration-proof design.



44-SIXM

SiriusXM® Magnet/Adhesive Mount Antenna

- Low profile mounted design
- Includes 21' cable



40-SIRXM

UNIVERSAL OE Satellite Radio Antenna Adapter

- Adapts the factory satellite antenna connector located at the factory radio location to an aftermarket style connector
- 3 feet in length



40-SIRXM-17

UNIVERSAL OE Satellite Radio Antenna Adapter

- Adapts the factory satellite antenna connector located at the factory radio tuner-brain location to an aftermarket style connector
- 17 feet in length

UNIVERSAL/KEY LOCK



44-UL09

KEY LOCK UNIVERSAL Retractable Antenna

- Retractable for 3/4" (19mm) hole
- 31" (79cm) 4-section retractable mast
- 48" (122cm) cable, requires 9.5" (23cm) under fender



44-UL10

UNIVERSAL Retractable Antenna

- 1978-1996
- Universal locking top mount for 1" (25mm) hole
- 37" (94cm) 4-section retractable mast
- 48" (122cm) cable, requires 9.5" (23cm) under fender



44-UL15

UNIVERSAL Retractable Antenna

- Locking top mount with key for 3/4" (19mm) hole
- 37" (94cm) 4-section retractable mast
- 48" (122cm) cable, requires 9.5" (23cm) under fender



44-UM53

UNIVERSAL Mirror Mount Antenna

- Mirror mount for heavy duty applications
- 31" (79cm) 1-section removable mast with spring
- 120" (305cm) cable



44-UP21

TOYOTA | UNIVERSAL Pillar Mount Antenna

- Toyota and Universal pillar mount applications
- 50" (127cm) 3-section retractable mast
- 48" (122cm) cable



44-UP58

UNIVERSAL Pillar Mount Antenna

- Offset left/right hand pillar mount
- 50" (127cm) 3-section retractable mast
- 65" (165cm) cable



44-US01R

UNIVERSAL Rubber Antenna

- Side/top mount for (4) hole application
- Split ball heavy duty round, black base
- 14" (36cm) removable black conductive rubber mast
- 96" (244cm) detachable special low capacitance cable



44-US03R

UNIVERSAL Rubber Antenna

- Side/top mount for 1" (25mm) hole split ball
- 14" (36cm) removable black conductive rubber mast
- 54" (137cm) cable



44-US07R

UNIVERSAL Rubber Antenna

- Side/top mount for 1" (25mm) hole split ball
- 14" (36cm) removable black conductive rubber mast
- 54" (137cm) cable



44-US13

UNIVERSAL Antenna

- Side/top mount for 1" (25mm) hole split ball
- 53" (135cm) 3-section mast with spring
- 54" (137cm) cable



44-MAUS07R

UNIVERSAL White MARINE Rubber Antenna

- Side/top mount for 1" (25mm) hole split ball
- 14" (36cm) removable white conductive rubber mast
- 54" (137cm) cable



44-US19

UNIVERSAL Antenna

- Top/side mount for 1" (25mm) hole split ball
- Adjustable angle to 180°
- 45" (114cm) 3-section mast
- 54" (137cm) cable



44-US30

UNIVERSAL Antenna

- Side/top mount for 1" (25mm) hole split ball
- 31" (79cm) 1-section mast with spring
- 54" (137cm) cable



44-US71

UNIVERSAL Antenna

- Side/top mount for 1" (25mm) hole split ball
- 31" (79cm) 1-section mast with spring
- 54" (137cm) cable

ANTENNAS

UNIVERSAL+CHRYSLER/JEEP



44-UT03R

UNIVERSAL Rubber Antenna

- Top mount for 1" (25mm) hole, split ball
- 14" (36cm) removable black conductive rubber mast
- 54" (137cm) cable



44-UT06R

UNIVERSAL Rubber Antenna

- Top mount for 1" (25mm) hole
- 14" (36cm) removable black conductive rubber mast
- 54" (137cm) cable



44-UT10

UNIVERSAL Antenna

- Top mount for 1" (25mm) hole
- 38" (97cm) 3-section removable mast
- 48" (122cm) cable



44-UT30

UNIVERSAL Antenna

- Top mount for 1" (25mm) hole
- 31" (79cm) 1-section removable mast
- 50" (127cm) cable



44-UT91

UNIVERSAL Narrow Base Antenna

- Top mount for 3/4" (19mm) hole
- Narrow fender applications
- 31" (79cm) removable mast with 72" (183cm) cable



44-ANT10

UNIVERSAL Antenna

- Flexible dipole antenna
- 48" (122cm) long cable
- Easy to hide

CHRYSLER/JEEP



44-US51B

JEEP CJ-7 1979-1986

Wrangler 1985-1996

- Side mount for universal (4) hole application
- 31" (79cm) 1-section removable black mast
- 60" (152cm) detachable cable



44-US401

JEEP CJ-7 1974-1978

- Side mount for universal (2) hole applications
- 55" (140cm) 3-section removable mast with spring
- 60" (152cm) detachable cable



44-US502

JEEP CJ-7 1979-1986

Wrangler 1985-1996

- Side mount for (4) hole applications
- 39" (96cm) 3-section removable mast
- 60" (152cm) detachable cable

ANTENNAS

CHRYSLER/JEEP+FORD+GM



44-CR72

JEEP **Comanche** | **Cherokee** | **Wagoneer**
1985-1996

- 31" (79cm) removable mast
- 80" (203cm) cable



44-CR88

CHRYSLER **Multi-Application**

- Universal multi-application antenna
- 31" (79cm) removable mast
- 61" (155cm) cable



44-CR190B

DODGE **Ram Truck 1995-UP***

- Side mount for (4) hole applications
- 39" (96cm) 3-section removable mast
- 60" (152cm) detachable cable

FORD



44-FD80

FORD **Universal Rectangular Base 1965-UP***

- 31" (79cm) removable mast with 72" (183cm) cable



44-FD810

FORD | LINCOLN | MAZDA | MERCURY **1979-UP***

- Universal oval base antenna
- 31" (79cm) removable mast with 72" (183cm) cable

GM



44-GM92

CHEVROLET | GMC **Full Size Truck 1500**
2500 | 3500 1988-1998

- 31" (79cm) removable mast
- 72" (183cm) cable



44-GM92B

CHEVROLET | GMC **Full Size Truck 1500**
2500 | 3500 1988-1998

- 31" (79cm) removable black mast
- 72" (183cm) cable



44-GM935

GENERAL MOTORS **Multi-Applications**
1982-UP*

- Universal with 5 fixed-angle bases
- 31" (79cm) 1-section removable mast with 72" (183cm) cable



44-GM935B

GENERAL MOTORS **Multi-Applications 1982-UP***

- Universal with 5 fixed-angle bases
- 31" (79cm) 1-section removable black mast with 72" (183cm) cable



44-GM94B

GENERAL MOTORS **Trucks and Vans**

- 31" (79cm) black removable mast with 61" (165cm) cable

ANTENNAS

**BMW+GEO+HONDA+ISUZU+JAGUAR+MERCEDES
PEUGEOT+PORSCHÉ+TOYOTA+SUBARU**



44-HD98

HONDA Civic 1992-UP*
GEO Prizm 1993-UP Storm 1990-1993
TOYOTA Corolla SR5 (RWD) 1988-1991
ISUZU Stylus 1990-1991

- 37" (94cm) 2-section retractable mast with 80" (200cm) cable

about *Metra*

We at Metra always strive to listen to our customers. You have told us to do a better job at telling the Metra story. For over 70 years, Metra has maintained its cutting edge by paying attention to our marketplace and innovating products to the needs of the installer. We are the "Installer's Choice" because we are installers.

We design our products to be easy to use and easy on the eyes. If you can see a Metra product, then we haven't done our job. Metra Turbokits are designed to be heard but not seen. This means that our fit and finish is the best in the business.


Our GSXL Turbowires are designed with the same philosophy in mind. Their longer length for ease of installation and thicker OEM cables with OEM connectors make for a mighty install, with no down time on returns or angry customers.

It is with this in mind that we remind you to visit our website. So what are you waiting for? Get your buyers guide to check out the new lines and let us know what you think. We at Metra have always known that the installer is our real "end user"—not the buyer, not the distributor and not the customer who owns the car. We are the "Installer's Choice" because our customer is the installer, and with this philosophy we built a company... Metra.

Thank you for all your loyal support.



BMW



44-UL105

BMW | MERCEDES | JAGUAR
PEUGEOT | PORSCHE

- 37" (94cm) 5-section chrome retractable mast
- 48" (122cm) cable, requires 9.5" (23cm) under fender

TOYOTA



44-TY23

TOYOTA Truck 4Runner 1989-1995
Camry 1983-1986 | Celica Supra 1983-1985

- 31" (79cm) removable mast with 59" (150cm) cable



44-TY205

GEO Prizm 1990-1992 | SUBARU Impreza 1993-1995 | Loyale 1990-1994 | TOYOTA Camry and Corolla 1984-UP | GTS | FX16 1987-1990 | Paseo 1992-UP | Tercel 1987-UP

- 31" (79cm) 1-section retractable mast with 88" (224cm) cable

BE SURE TO SUBSCRIBE TO OUR YOUTUBE CHANNEL!

View hundreds of easy to follow step-by-step kit installations! Stay current by watching videos on how to use our apps for quicker and complete installs! Give us your feedback, let us know how we are doing or how we can better suit your needs.



AMMO STYLE VEHICLE ANTENNAS

.50 Caliber Antennas



- Designed for AM/FM radio bands
- Easy installation
- Fits most factory antenna bases
- Multiple adapters included to fit different makes and models

- Designed for vehicles with removable masts
- Replacement antenna
- Threaded mounting
- Billet aluminum
- Non-lethal replica



50CF

BILLET with Carbon Fiber

- 5.5" Billet Aluminum .50 Cal Replica Antenna Mast with Carbon Fiber Wrap



50US

US FLAG

- 5.5" Billet Aluminum .50 Cal Replica Antenna Mast with U.S. Flag Wrap



50KN

KRYPTEK NEPTUNE™

- 5.5" Billet Aluminum .50 Cal Replica Antenna Mast with Kryptek Neptune Wrap



50CFB

BLACK with Carbon Fiber

- 5.5" Billet Aluminum .50 Cal Replica Antenna Mast with Black Carbon Fiber Wrap



50PC

KRYPTEK PONTUS™

- 5.5" Billet Aluminum .50 Cal Replica Antenna Mast with Kryptek Pontus Wrap



50GM

GUN METAL

- 5.5" Billet Aluminum .50 Cal Replica Antenna Mast with Kryptek Pontus Wrap



50RT

REALTREE®

- 5.5" Billet Aluminum .50 Cal Replica Antenna Mast with Realtree Xtra Hydro Dip



50HC

MOSSY OAK

- 5.5" Billet Aluminum .50 Cal Replica Antenna Mast with Mossy Oak® Break-Up Country™ Hydro Dip



50MC

TIGER STRIPE NAVY CAMO

- 5.5" Billet Aluminum .50 Cal Replica Antenna Mast with Tiger Stripe Navy Camo Wrap



50PMG

PINK MUDDY GIRL®

- 5.5" Billet Aluminum .50 Cal Replica Antenna Mast with Muddy Girl Navy Camo Wrap



50WF

WILDFIRE®

- 5.5" Billet Aluminum .50 Cal Replica Antenna Mast with Wildfire Wrap



50GD

GOLD

- 5.5" Billet Aluminum .50 Cal Replica Antenna Mast in Gold

AMMO STYLE VEHICLE ANTENNAS

.30 Caliber Antennas



- Designed for AM/FM radio bands
- Easy installation
- Fits most factory antenna bases
- Multiple adapters included to fit different makes and models
- Designed for vehicles with removable masts
- Replacement antenna
- Threaded mounting
- Billet aluminum
- Non-lethal replica



30FB

FLAT BLACK

- 4.25" Billet Aluminum .30 Cal Replica Antenna Mast in Flat Black



30GM

GUN METAL

- 4.25" Billet Aluminum .30 Cal Replica Antenna Mast in Gun Metal



30GCF

GOLD with Carbon Fiber

- 4.25" Billet Aluminum .30 Cal Replica Antenna Mast in Gold with Carbon Fiber Wrap



30CF

BILLET with Carbon Fiber

- 4.25" Billet Aluminum .30 Cal Replica Antenna Mast with Carbon Fiber Wrap



30KN

KRYPTOTEK NEPTUNE

- 4.25" Billet Aluminum .30 Cal Replica Antenna Mast with Kryptek Neptune Camo Wrap



30PMG

PINK MUDDY GIRL

- 4.25" Billet Aluminum .30 Cal Replica Antenna Mast with Pink Muddy Girl Wrap

AMMO STYLE VEHICLE ANTENNAS

ARROW Antennas



When you think of a camo brand you are either Realtree® or Mossy Oak®. Fortunately for you, we are officially licensed for both! New for this year is Mossy Oak® Break-Up Country™ and Realtree® Xtra™. We now offer our most

popular, Ammotenna 50 caliber, short arrow, long arrow and rubber mast, all hydro dipped in either US Flag, Mossy Oak® Break-Up Country™ or Realtree® Xtra™. Show your love for the great outdoors with one of our antennas today!



ALRT



REALTREE®

- 20" Hunting Arrow Replica Antenna with Fiberglass Mast and Realtree Xtra Hydro Dip



ARRT



REALTREE®

- 9" Hunting Arrow Replica Antenna with Fiberglass Mast and Realtree Xtra Hydro Dip



ARLNG



MOSSY OAK®

- 20" Hunting Arrow Replica Antenna with Fiberglass Mast and Mossy Oak Break-Up Country Hydro Dip



ARHC



MOSSY OAK®

- 9" Hunting Arrow Replica Antenna with Fiberglass Mast and Mossy Oak Break-Up Country Hydro Dip

AMMO STYLE VEHICLE ANTENNAS

ARROW Antennas



- Designed for AM/FM radio bands
- Easy installation
- Fits most factory antenna bases
- Multiple adapters included to fit different makes and models
- Designed for vehicles with removable masts
- Replacement antenna
- Threaded mounting
- Fiberglass mast
- Non-lethal replica



ARCF

CARBON FIBER

- 9" Hunting Arrow Replica Antenna with Fiberglass Mast in Carbon Fiber



ARWHT

WHITE

- 9" Hunting Arrow Replica Antenna with Fiberglass Mast in White



ARUS

US FLAG

- 9" Hunting Arrow Replica Antenna with Fiberglass Mast in US Flag



ARBL

KRYPTEK PONTUS

- 9" Hunting Arrow Replica Antenna with Fiberglass Mast in Kryptek Pontus



ARPMG

PINK MUDDY GIRL

- 9" Hunting Arrow Replica Antenna with Fiberglass Mast in Muddy Girl

AMMO STYLE VEHICLE ANTENNAS

AMMOTENNA® Retail



AMMO-DISPLAY

- POP display available
- Vibrant colors to attract customers
- Eye catching packaging shaped like a bullet
- Consistent sizes for easy planogram
- Theft-resistant thermoform clamshell
- Centered product for balance while hanging
- Easy-to-read bold identifiers
- Includes all adapters for roof or fender mounting



Includes All Adapters for Roof or Fender Mounting

Included adapters for most applications:

M6-1.0 TO 5/16TH-18
 M6-1.0 TO M7-1.0
 M6-1.0 TO M5-0.8
 M6-1.0 TO #10-24
 M6-1.0 TO 1/4-20
 M6-1.0 TO #10-32
 M6-1.0 TO 1/4-28
 M6-1.0 TO M6-1.0

M6-1.0 TO 10-24 LONG
 M6-1.0 TO M4-0.7
 M6-1.0 TO 1/4-20 FEMALE ADAPTER
 M6-1.0 TO M5-0.8 FEMALE ADAPTER
 M6-1.0 TO M7-1.0 FEMALE ADAPTER
 M6 TO M6 MALE / FEMALE 50 CAL ONLY
 RUBBER WASHER



SPACETENNA STYLE VEHICLE ANTENNAS

SPACETENNA Retail



ST-002

SPACETENNA ANTENNA MAST

- 5.5" Silver
- Multiple adaptors included



ST-005

SPACETENNA ANTENNA MAST

- 5.5" Black
- Multiple adaptors included



The Power of Metra's Fit Guide - Anytime. Anywhere.



The iPhone and Android apps are convenient intranet portals for quick access to Metra's parts, specs, product info, installation videos and more:

- Enables an easy search of not only Metra products, but its other brands as well.
- Allows dealers and customers to browse and filter parts by vehicle specifics such as make, model, year and trim.
- Lets dealers quickly place orders for parts - no online payment needed, Metra does the rest.
- Showcases Metra's latest product videos located on its YouTube channel.

Metra's EZ-Order Applications Guide provides quick, convenient ordering reference to all products in this catalog. Whether you search by product or by application, you'll find what you're looking for fast.

APPLICATION *Guide*

APPLICATION GUIDE

PRODUCT APPLICATION GUIDE

An easy reference application guide for all Metra Product Lines.

PRODUCT QUICK FOOTNOTES

- (A) Please refer to the AXCESS application chart/catalog for other interfaces available.
 - (B) To be used along with the factory brackets.
 - (C) Use 98-9306 along with the kit if equipped with heated seats. (U.S. models only)
 - (D) Along with part number AX-GMLAN09EXT.
 - (E) AX-HYKIA1-SWC available for BlueLink equipped vehicles.
 - (F) Bose amp only.
 - (G) Along with part number AX-GMLAN010EXT
 - (P) Available in multiple colors. Please check with your Salesperson for the available color options.
- ~~X~~ A cross-through denotes part no longer available through Metra

POWER ANTENNA FOOTNOTES

- 44-PW22** You may substitute 44-PW20, 44-PW22B, 44-PW32 and 44-PW530.
- 99-9999*** To be used with factory brackets

- @ Applicable only when replacing an existing power antenna (Use of existing antenna base and mounting hardware required or select power antenna base kit for new installation.)
- # Major modification may be required depending on vehicle (Examples: Removal of previous antenna mounting brackets; drilling or cutting to gain access to antenna mounting area or removal of sub fender)

SPEAKER APPLICATION GUIDE

An easy reference guide for factory speaker sizes and locations with the mounting adapters and harnesses available.

PRODUCT LOCATOR REFERENCE GUIDE

A quick reference locator for part number, make, description and page number.

INSTALLER INSTITUTE TRAINING SERIES



WATCH ALL
14
LESSONS IN THIS
TRAINING VIDEO
SERIES!

- DVD 1 – General Installation Practices
- DVD 2 – Advanced Installations and Navigation
- DVD 3 – Vehicle Security Remote Starts
- DVD 4 – Enclosure Design and Construction
- DVD 5 – Router Techniques
- DVD 6 – Basic Fiberglass Techniques
- DVD 7 – Fiberglass Techniques Center Console
- DVD 8 – Working with Plexi-glass
- DVD 9 – Mig Welding
- DVD 10 – Motorization
- DVD 11 – Door Panel Modifications
- DVD 12 – Dash Modifications
- DVD 13 – Painting Interior Panels
- DVD 14 – Trunk Customization

ORDER TODAY!

APPLICATIONS

MAKE/MODEL	YEAR		TURBO KITS			DOUBLE-DIN		TURBO WIRE NON-AMPLIFIED	
			SINGLE-DIN OPTION 1	SINGLE-DIN OPTION 2	TURBO KITS OPTION 3	DOUBLE-DIN OPTION 1	DOUBLE-DIN OPTION 2	TURBO WIRE NON-AMPLIFIED OPTION 1 INTO CAR	TURBO WIRE NON-AMPLIFIED OPTION 2 INTO RADIO
ACURA									
CL	2001	2003	99-7868	99-7868	99-7868	95-7868B	-	70-1721	71-1721
CL	1997	1999	99-7890	99-7892	99-7898	95-7801	99-7814	70-1720	71-1720
ILX (with nav)	2013	2018	N/A	N/A	N/A	N/A	N/A	N/A	N/A
ILX (without nav)	2013	2018	N/A	N/A	N/A	N/A	N/A	N/A	N/A
Integra	1999	2001	99-7890	99-7892	99-7898	95-7801	99-7814	70-1720	71-1720
Integra	1990	1998	99-7890	99-7892	99-7898	95-7801	99-7814	70-1720	71-1720
Integra	1986	1989	DIN opening	DIN opening	DIN opening	N/A	N/A	70-1720	71-1720
Legend	1991	1995	99-7890	99-7892	99-7898	95-7801	99-7814	70-1720	71-1720
Legend	1986	1989	N/A	N/A	N/A	N/A	N/A	70-1720	71-1720
MDX	2014	2019	N/A	N/A	N/A	N/A	N/A	N/A	N/A
MDX (with nav)	2010	2013	99-7820B	99-7820B	99-7820B	95-7820B	-	N/A	N/A
MDX (without nav)	2010	2013	99-7820B	99-7820B	99-7820B	95-7820B	-	70-1729	71-1729
MDX	2007	2009	99-7820B	99-7820B	99-7820B	95-7820B	-	N/A	N/A
MDX	2005	2006	99-7866	99-7866	99-7866	95-7866B	-	70-1721	71-1721
MDX	2001	2004	99-7866	99-7866	99-7866	95-7866B	-	70-1721	71-1721
NSX	2017	2018	N/A	N/A	N/A	N/A	N/A	N/A	N/A
NSX	2005	2005	DIN opening	DIN opening	DIN opening	N/A	N/A	70-1721	71-1721
NSX	1994	2004	DIN opening	DIN opening	DIN opening	N/A	N/A	70-1720	71-1720
RDX	2019	2019	N/A	N/A	N/A	N/A	N/A	N/A	N/A
RDX (with nav)	2013	2018	N/A	N/A	N/A	N/A	N/A	N/A	N/A
RDX (without nav)	2013	2018	N/A	N/A	N/A	N/A	N/A	N/A	N/A
RDX	2007	2012	N/A	N/A	N/A	N/A	N/A	N/A	N/A
RLX	2014	2018	N/A	N/A	N/A	N/A	N/A	N/A	N/A
RSX Type S	2002	2006	99-7867	99-7867	99-7867	95-7867	-	N/A	N/A
RSX	2002	2006	99-7867	99-7898	99-7867	95-7867	-	70-1721	71-1721
RL	2005	2012	N/A	N/A	N/A	N/A	N/A	N/A	N/A
RL	2004	2004	N/A	N/A	N/A	N/A	N/A	N/A	N/A
RL (without nav)	1999	2003	99-7806B	99-7806B	99-7806B	99-7806B	-	70-1721	71-1721
RL (without nav)	1996	1998	99-7806B	99-7806B	99-7806B	99-7806B	-	70-1720	71-1720
SLX	1996	2000	ISO	ISO	ISO	N/A	N/A	70-7712	71-7712
TL (with nav)	2009	2014	99-7808B	99-7808B	99-7808B	99-7808B	-	70-1729	71-1729
TL (without nav)	2009	2014	99-7808B	99-7808B	99-7808B	99-7808B	-	70-1729	71-1729
TL	2007	2008	99-7815B	99-7815B	99-7815B	95-7815B	N/A	70-1721	71-1721
TL	2004	2006	99-7815B	99-7815B	99-7815B	95-7815B	N/A	70-1721	71-1721
TL	1999	2003	99-7868	99-7868	99-7868	95-7868B	-	70-1721	71-1721
TL	1996	1998	99-7890	99-7892	99-7898	95-7801	99-7814	70-1720	71-1720
TLX	2015	2019	N/A	N/A	N/A	N/A	N/A	N/A	N/A
TSX (with nav)	2009	2014	N/A	N/A	N/A	N/A	N/A	70-1729	71-1729
TSX (without nav)	2009	2014	99-7805CH	99-7805CH	99-7805CH	95-7805CH	-	70-1729	71-1729
TSX	2004	2008	99-7809B	99-7809B	99-7809B	99-7809B	-	with kit	71-1721
Vigor	1992	1994	99-7890	99-7892	99-7898	95-7801	99-7814	70-1720	71-1720
ZDX	2010	2013	N/A	N/A	N/A	N/A	N/A	N/A	N/A
ALFA ROMEO									
164	1990	1991	DIN opening	DIN opening	DIN opening	N/A	N/A	N/A	N/A
4C / 4C Spider	2016	2018	DIN opening	DIN opening	DIN opening	N/A	N/A	N/A	N/A
Giulia	2017	2018	N/A	N/A	N/A	N/A	N/A	N/A	N/A

FOOTNOTES:

- (A) Please refer to the AXCESS application chart/catalog for other interfaces available.
- (B) To be used along with the factory brackets.
- (C) Use 98-9306 along with the kit if equipped with heated seats. (U.S. models only)
- (D) Along with part number AX-GMLAN09EXT.
- (E) AX-HYKIA1-SWC available for BlueLink equipped vehicles.

(F) Bose amp only.

(G) Along with part number AX-GMLAN010EXT

(P) Available in multiple colors. Please check with your Salesperson for the available color options.

~~XXXX~~ A cross-through denotes part no longer available through Metra



APPLICATIONS

INTO CAR	TURBO WIRE CONT.		ANTENNA ADAPTERS		ANTENNA WORKS®	
	AMPLIFIED INTO RADIO	BYPASS	OE ANTENNA TO AFRMKT. RADIO	OE RADIO TO AFRMKT. ANTENNA	FIXED ANTENNA	POWER ANTENNA
70-1725	71-1721	N/A	N/R	N/R	IN GLASS	44-PW22
70-1720	71-1720	N/A	N/R	N/R	IN GLASS	44-PW22
N/A	N/A	N/A	40-HD12	40-HD22	IN GLASS	N/A
N/A	N/A	N/A	40-HD11	40-HD21	IN GLASS	N/A
no amp option	no amp option	N/A	N/R	N/R	N/A	44-PW22
no amp option	no amp option	N/A	N/R	N/R	N/A	44-PW22
N/A	N/A	N/A	N/R	N/R	44-HD96	N/A
70-1720	71-1720	N/A	N/R	N/R	44-GM935	44-PW22
N/A	N/A	N/A	N/R	N/R	44-GM935	44-PW22
N/A	N/A	N/A	N/R	N/R	IN GLASS	N/A
N/A	N/A	N/A	40-HD12	40-HD22	N/A	N/A
70-1730	71-1729	N/A	40-HD10	40-HD20	N/A	N/A
N/A	N/A	N/A	40-HD10	40-HD20	IN GLASS	N/A
70-1725	71-1721	N/A	40-HD10	40-HD20	44-UA46?	N/A
70-1725	71-1721	N/A	N/R	N/R	44-UA46?	N/A
N/A	N/A	N/A	N/A	N/A	N/A	N/A
no amp option	no amp option	no amp option	N/R	N/R	44-GM935	44-PW22
no amp option	no amp option	no amp option	N/R	N/R	44-GM935	44-PW22
N/A	N/A	N/A	N/A	N/A	N/A	N/A
N/A	N/A	N/A	40-HD12	40-HD22	N/A	N/A
N/A	N/A	N/A	40-HD11	40-HD21	N/A	N/A
N/A	N/A	N/A	40-HD10	40-HD20	44-UA46	N/A
N/A	N/A	N/A	N/A	N/A	N/A	N/A
70-1725	71-1721	N/A	N/R	N/R	IN GLASS	N/A
70-1725	71-1721	N/A	N/R	N/R	IN GLASS	N/A
N/A	N/A	N/A	40-NI12	40-NI22	N/A	N/A
N/A	N/A	N/A	N/R	N/R	N/A	N/A
N/A	N/A	N/A	N/R	N/R	IN GLASS	44-PW22
70-1720	70-1720	N/A	N/R	N/R	IN GLASS	44-PW22
N/A	N/A	N/A	N/R	N/R	44-CR88	44-PW22
70-1730	71-1729	N/A	40-HD12	40-HD22	IN GLASS	N/A
70-1730	71-1729	N/A	40-HD11	40-HD21	IN GLASS	N/A
N/A	N/A	N/A	40-HD10	40-HD20	IN GLASS	N/A
N/A	N/A	N/A	N/R	N/R	IN GLASS	N/A
N/A	N/A	N/A	N/R	N/R	N/A	N/A
no amp option	no amp option	N/A	N/R	N/R	IN GLASS	44-PW22
N/A	N/A	N/A	N/A	N/A	N/A	N/A
N/A	N/A	N/A	40-HD12	40-HD22	IN GLASS	N/A
N/A	N/A	N/A	40-HD10	40-HD20	IN GLASS	N/A
N/A	N/A	N/A	N/R	N/R	IN GLASS	N/A
no amp option	no amp option	N/A	N/R	N/R	44-GM935	44-PW22
N/A	N/A	N/A	40-HD12	40-HD22	N/A	N/A
N/A	N/A	N/A	N/A	N/A	N/A	N/A
N/A	N/A	N/A	N/R	N/R	IN GLASS	N/A
N/A	N/A	N/A	N/R	N/R	44-UL15	44-PW530
N/A	N/A	N/A	N/A	N/A	N/A	N/A
N/A	N/A	N/A	N/A	N/A	N/A	N/A

OTHER ANTENNA OPTIONS AVAILABLE:

UNIVERSAL AMPLIFIED ANTENNA: UA20, UA30, UA40, UA50, UA60, UA200

UNIVERSAL PILLAR MOUNT: UP21, UP58

UNIVERSAL SIDE MOUNT: US401, US502, US71

UNIVERSAL FOR LARGE HOLE 1" (25mm): FD80, FD81, FD81B, FD810, GM935, GM935B, UL08, UL10, UL105, UL105B, US03R, US07R, US13, US13B, US14, US20, US30, US30B, UT03R, UT06R, UT10, UT10B, UT183, UT30, UT30B, UT31, UT391, UT391B

UNIVERSAL FOR SMALL HOLES 3/4" (19mm): UL09, UL105, UL105B, UL15, UL15B, UT91, UT91B, UT391, UT391B, UT925B - UI MODELS NORMALLY REQUIRE 9" (23cm) UNDER FENDER CLEARANCE.

@: Applicable only when replacing an existing power antenna (Use of existing antenna base and mounting hardware required or select power antenna base kit for new installation.)

#: Major modification may be required depending on vehicle (Examples: Removal of previous antenna mounting brackets; drilling or cutting to gain access to antenna mounting area or removal of sub fender)



APPLICATIONS

MAKE/MODEL	YEAR		TURBO KITS			DOUBLE-DIN		TURBO WIRE NON-AMPLIFIED		
			OPTION 1	OPTION 2	OPTION 3	OPTION 1	OPTION 2	OPTION 1 INTO CAR	OPTION 2 INTO RADIO	
ALFA ROMEO										
Milano	1986	1989	DIN opening	DIN opening	DIN opening	N/A	N/A	N/A	N/A	
Stelvio	2018	2019	N/A	N/A	N/A	N/A	N/A	N/A	N/A	
AUDI										
80 Series	1988	1992	DIN opening	DIN opening	DIN opening	N/A	N/A	70-1784	71-1784	
90 Series	1988	1995	DIN opening	DIN opening	DIN opening	N/A	N/A	70-1784	71-1784	
100 Series	1989	1994	DIN opening	DIN opening	DIN opening	N/A	N/A	70-1784	71-1784	
200 Series	1989	1991	DIN opening	DIN opening	DIN opening	N/A	N/A	70-1784	71-1784	
4000 Series	1980	1987	DIN opening	DIN opening	DIN opening	N/A	N/A	N/A	N/A	
5000 Series	1982	1988	DIN opening	DIN opening	DIN opening	N/A	N/A	N/A	N/A	
A3 / S3	2015	2018	N/A	N/A	N/A	N/A	N/A	N/A	N/A	
A3	2008	2013	99-9109B	99-9109B	99-9109B	99-9109B	N/A	XSVI-9004-NAV	N/A	
A3 (with nav or Symphony Plus radio)	2006	2007	99-9109B	99-9109B	99-9109B	99-9109B	N/A	XSVI-9004-NAV	N/A	
A3 (with Symphony radio)	2006	2007	99-9109B	99-9109B	99-9109B	99-9109B	N/A	XSVI-9004-NAV	N/A	
A3 (with Concert radio)	2006	2007	99-9106	99-9103	99-9103	N/A	N/A	XSVI-9004-NAV	N/A	
A4 / S4	2017	2017	N/A	N/A	N/A	N/A	N/A	N/A	N/A	
A4 / S4	2009	2016	N/A	N/A	N/A	N/A	N/A	N/A	N/A	
A4 / S4 (convertible)	2009	2009	99-9107B	99-9107B	99-9107B	99-9107B	N/A	XSVI-9004-NAV	N/A	
A4 / RS 4 / S4 (with nav)	2005	2008	99-9107B	99-9107B	99-9107B	99-9107B	N/A	XSVI-9004-NAV	N/A	
A4 / RS 4 / S4 (without nav)	2007	2008	99-9107B	99-9107B	99-9107B	99-9107B	N/A	XSVI-9004-NAV	N/A	
A4 / S4 (without nav) (with Symphony Plus radio)	2006	2006	99-9107B	99-9107B	99-9107B	99-9107B	N/A	XSVI-9004-NAV	N/A	
A4 / S4 (without nav) (with Symphony radio)	2006	2006	99-9107B	99-9107B	99-9107B	99-9107B	N/A	XSVI-9004-NAV	N/A	
A4 / S4 (with Symphony radio)	2002	2005	99-9107B	99-9107B	99-9107B	99-9107B	N/A	XSVI-9004-NAV	N/A	
A4 / S4 (with Symphony radio)	2000	2001	99-9105	99-9105	99-9105	99-9105	N/A	N/A	N/A	
A4 (with Concert radio)	2000	2005	99-9106	99-9103	99-9103	N/A	N/A	70-1784	71-1784	
A4	1998	1999	99-9106	99-9100	99-9100	N/A	N/A	70-1784	71-1784	
A4	1996	1997	99-9106	99-9100	99-9100	N/A	N/A	70-1784	71-1784	
A5 / RS 5 / S5	2018	2018	N/A	N/A	N/A	N/A	N/A	N/A	N/A	
A5 / RS 5 / S5	2008	2017	N/A	N/A	N/A	N/A	N/A	N/A	N/A	
A6 / S6	2012	2017	N/A	N/A	N/A	N/A	N/A	N/A	N/A	
A6	2005	2011	N/A	N/A	N/A	N/A	N/A	N/A	N/A	
A6 / RS 6 / S6	2002	2004	99-9108B	99-9108B	99-9108B	99-9108B	N/A	XSVI-9004-NAV	N/A	
A6	2000	2001	99-9108B	99-9108B	99-9108B	99-9108B	N/A	70-1784	71-1784	
A6	1998	1999	99-9106	99-9100	99-9100	N/A	N/A	70-1784	71-1784	
A6	1996	1997	99-9106	99-9100	99-9100	N/A	N/A	70-1784	71-1784	
A6 / S6	1995	1995	DIN opening	DIN opening	DIN opening	N/A	N/A	70-1784	71-1784	
A7 / RS 7 / S7	2012	2017	N/A	N	N/A	N/A	N/A	N/A	N/A	
A8 / S8	2011	2017	N/A	N/A	N/A	N/A	N/A	N/A	N/A	
A8 / S8	2004	2010	N/A	N/A	N/A	N/A	N/A	N/A	N/A	
A8 / S8	2000	2003	N/A	N/A	N/A	N/A	N/A	N/A	N/A	
A8	1997	1999	99-9106	99-9100	99-9100	N/A	N/A	70-1784	71-1784	
allroad quattro	2013	2016	N/A	N/A	N/A	N/A	N/A	N/A	N/A	
allroad quattro	2004	2005	99-9108B	99-9108B	99-9108B	99-9108B	N/A	XSVI-9004-NAV	N/A	
allroad quattro	2001	2003	99-9108B	99-9108B	99-9108B	99-9108B	N/A	70-1784	71-1784	
Cabriolet	1994	1998	N/A	N/A	N/A	N/A	N/A	70-1784	71-1784	
Coupe GT	1981	1987	DIN opening	DIN opening	DIN opening	N/A	N/A	N/A	N/A	
Coupe Quattro	1990	1991	DIN opening	DIN opening	DIN opening	N/A	N/A	70-1784	71-1784	

FOOTNOTES:

- (A) Please refer to the AXCESS application chart/catalog for other interfaces available.
- (B) To be used along with the factory brackets.
- (C) Use 98-9306 along with the kit if equipped with heated seats. (U.S. models only)
- (D) Along with part number AX-GMLAN09EXT.
- (E) AX-HYKIA1-SWC available for BlueLink equipped vehicles.

(F) Bose amp only.

(G) Along with part number AX-GMLAN010EXT

(P) Available in multiple colors. Please check with your Salesperson for the available color options.

~~XXXX~~ A cross-through denotes part no longer available through Metra



APPLICATIONS

INTO CAR	TURBO WIRE CONT.		ANTENNA ADAPTERS		ANTENNA WORKS®	
	AMPLIFIED INTO RADIO	BYPASS	OE ANTENNA TO AFRMKT. RADIO	OE RADIO TO AFRMKT. ANTENNA	FIXED ANTENNA	POWER ANTENNA
N/A	N/A	N/A	N/R	N/R	44-UL15	44-PW530
N/A	N/A	N/A	N/A	N/A	N/A	N/A
70-T785	N/A	N/A	40-VW10	40-VW20	44-GM935	44-PW530
70-T785	N/A	N/A	40-VW10	40-VW20	44-GM935	44-PW530
70-T785	N/A	N/A	40-VW10	40-VW20	44-GM935	44-PW530
70-T785	N/A	N/A	40-VW10	40-VW20	44-GM935	44-PW530
N/A	N/A	N/A	N/R	N/R	44-GM935	44-PW530
N/A	N/A	N/A	N/R	N/R	44-GM935	44-PW530
N/A	N/A	N/A	N/A	N/A	N/A	N/A
XSVI-9004-NAV	N/A	N/A	40-EU56	TBA - 40-EU66	N/A	N/A
XSVI-9004-NAV	N/A	N/A	40-EU56	TBA - 40-EU66	N/A	N/A
XSVI-9004-NAV	N/A	N/A	40-VW54	40-VW20	N/A	N/A
XSVI-9004-NAV	N/A	N/A	40-VW54	40-VW20	N/A	N/A
N/A	N/A	N/A	N/A	N/A	N/A	N/A
N/A	N/A	N/A	40-EU56	TBA - 40-EU66	N/A	N/A
XSVI-9004-NAV	N/A	N/A	40-EU56	TBA - 40-EU66	IN GLASS	N/A
XSVI-9004-NAV	N/A	N/A	40-EU56	TBA - 40-EU66	IN GLASS	N/A
XSVI-9004-NAV	N/A	N/A	40-EU56	TBA - 40-EU66	IN GLASS	N/A
XSVI-9004-NAV	N/A	N/A	40-EU56	TBA - 40-EU66	IN GLASS	N/A
XSVI-9004-NAV	N/A	N/A	40-VW54	40-VW20	IN GLASS	N/A
XSVI-9004-NAV	N/A	N/A	40-VW54	40-VW20	IN GLASS	N/A
70-T787	N/A	N/A	40-VW54	40-VW20	IN GLASS	44-PW530
70-T787	N/A	N/A	40-VW54	40-VW20	IN GLASS	44-PW530
70-T787	N/A	N/A	40-VW54	40-VW20	44-UA40	44-PW530
70-T787	N/A	N/A	40-VW10	40-VW20	44-UA40	44-PW530
N/A	N/A	N/A	N/A	N/A	N/A	N/A
N/A	N/A	N/A	N/A	N/A	N/A	N/A
N/A	N/A	N/A	N/A	N/A	N/A	N/A
N/A	N/A	N/A	N/A	N/A	IN GLASS	N/A
XSVI-9004-NAV	N/A	N/A	40-VW54	40-VW20	IN GLASS	N/A
70-T787	N/A	N/A	40-VW10	40-VW20	IN GLASS	N/A
70-T787	N/A	N/A	40-VW10	40-VW20	44-UA40	44-PW530
70-T785	N/A	N/A	N/R	N/R	44-UA40	44-PW530
70-T785	N/A	N/A	N/R	N/R	N/A	N/A
N/A	N/A	N/A	N/A	N/A	N/A	N/A
N/A	N/A	N/A	N/A	N/A	N/A	N/A
N/A	N/A	N/A	N/A	N/A	N/A	N/A
70-T787	N/A	N/A	N/R	N/R	44-UA40	N/A
70-T787	N/A	N/A	40-VW10	40-VW20	44-UA40	44-PW530
N/A	N/A	N/A	N/A	N/A	N/A	N/A
XSVI-9004-NAV	N/A	N/A	40-VW54	40-VW20	IN GLASS	N/A
70-T787	N/A	N/A	40-VW10	40-VW20	IN GLASS	N/A
70-T785	N/A	N/A	N/R	N/R	44-UA40	N/A
N/A	N/A	N/A	N/R	N/R	N/A	N/A
70-T785	N/A	N/A	N/R	N/R	44-GM935	44-PW530

OTHER ANTENNA OPTIONS AVAILABLE:

UNIVERSAL AMPLIFIED ANTENNA: UA20, UA30, UA40, UA50, UA60, UA200

UNIVERSAL PILLAR MOUNT: UP21, UP58

UNIVERSAL SIDE MOUNT: US401, US502, US71

UNIVERSAL FOR LARGE HOLE 1" (25mm): FD80, FD81, FD81B, FD810, GM935, GM935B, UL08, UL10, UL105, UL105B, US03R, US07R, US13, US13B, US14, US20, US30, US30B, UT03R, UT06R, UT10, UT10B, UT183, UT30, UT30B, UT31, UT391, UT391B

UNIVERSAL FOR SMALL HOLES 3/4" (19mm): UL09, UL105, UL105B, UL15, UL15B, UT91, UT91B, UT391, UT391B, UT925B - UI MODELS NORMALLY REQUIRE 9" (23cm) UNDER FENDER CLEARANCE.

@: Applicable only when replacing an existing power antenna (Use of existing antenna base and mounting hardware required or select power antenna base kit for new installation.)

#: Major modification may be required depending on vehicle (Examples: Removal of previous antenna mounting brackets; drilling or cutting to gain access to antenna mounting area or removal of sub fender)



APPLICATIONS

MAKE/MODEL	YEAR	SINGLE-DIN			TURBO KITS		DOUBLE-DIN		TURBO WIRE NON-AMPLIFIED	
		OPTION 1	OPTION 2	OPTION 3	OPTION 1	OPTION 2	OPTION 1 INTO CAR	OPTION 2 INTO RADIO		
AUDI										
Q3	2015	2018	N/A	N/A	N/A	N/A	N/A	N/A	N/A	N/A
Q5	2018	2018	N/A	N/A	N/A	N/A	N/A	N/A	N/A	N/A
Q5	2009	2017	N/A	N/A	N/A	N/A	N/A	N/A	N/A	N/A
Q7	2017	2017	N/A	N/A	N/A	N/A	N/A	N/A	N/A	N/A
Q7	2007	2015	N/A	N/A	N/A	N/A	N/A	N/A	N/A	N/A
R8	2017	2017	N/A	N/A	N/A	N/A	N/A	N/A	N/A	N/A
R8	2008	2015	N/A	N/A	N/A	N/A	N/A	N/A	N/A	N/A
S4	1992	1994	DIN opening	DIN opening	DIN opening	N/A	N/A	70-1784	71-1784	
SQ5	2015	2017	N/A	N/A	N/A	N/A	N/A	N/A	N/A	N/A
TT / TTS	2016	2017	N/A	N/A	N/A	N/A	N/A	N/A	N/A	N/A
TT / TTS	2008	2015	CT24AU14	CT24AU14	CT24AU14	95-9108	N/A	XSVI-9004-NAV	N/A	
TT	2002	2006	99-9106	99-9100	99-9100	N/A	N/A	XSVI-9004-NAV	N/A	
TT	2000	2001	99-9106	99-9100	99-9100	N/A	N/A	70-1784	71-1784	
V8 Quattro	1990	1994	DIN opening	DIN opening	DIN opening	N/A	N/A	70-1784	71-1784	
BMW										
1 Series (with nav)	2008	2013	N/A	N/A	N/A	N/A	N/A	N/A	N/A	N/A
1 Series (without nav) (with auto climate)	2008	2013	99-9306B	99-9306B	99-9306B	95-9315B	-	LC-BMRC-01	71-9003-1	
1 Series (without nav) (with manual climate)	2008	2013	99-9306B	99-9306B	99-9306B	95-9316B	-	LC-BMRC-01	71-9003-1	
2 Series	2014	2018	N/A	N/A	N/A	N/A	N/A	N/A	N/A	N/A
3 Series (with nav)	2014	2018	N/A	N/A	N/A	N/A	N/A	N/A	N/A	N/A
3 Series (without nav)	2014	2018	N/A	N/A	N/A	N/A	N/A	N/A	N/A	N/A
3 Series (sedan) (with nav)	2012	2013	N/A	N/A	N/A	N/A	N/A	N/A	N/A	N/A
3 Series (sedan) (without nav)	2012	2013	N/A	N/A	N/A	N/A	N/A	N/A	N/A	N/A
3 Series (coupe / convertible / wagon) (with nav)	2012	2013	N/A	N/A	N/A	N/A	N/A	N/A	N/A	N/A
3 Series (coupe / convertible / wagon) (without nav)	2012	2013	99-9306B	99-9306B	99-9306B	95-9306B (C)	-	N/A	N/A	
3 Series (with nav)	2007	2011	N/A	N/A	N/A	N/A	N/A	N/A	N/A	N/A
3 Series (without nav)	2007	2011	99-9306B	99-9306B	99-9306B	95-9306B (C)	-	LC-BMRC-01	71-9003-1	
3 Series (sedan / wagon) (with nav)	2006	2006	N/A	N/A	N/A	N/A	N/A	N/A	N/A	N/A
3 Series (sedan / wagon) (without nav)	2006	2006	99-9306B	99-9306B	99-9306B	95-9306B (C)	-	LC-BMRC-01	71-9003-1	
3 Series (convertible, coupe) (w/ nav) (1 long row of buttons)	2006	2006	N/A	N/A	N/A	95-9311B	95-9313B	70-9003	71-9003-1	
3 Series (convertible, coupe) (w/ nav) (5 separate buttons)	2006	2006	N/A	N/A	N/A	95-9310B	95-9312B	70-9003	71-9003-1	
3 Series (convertible, coupe) (w/o nav) (1 long row of buttons)	2006	2006	99-9300	99-9300	99-9300	95-9311B	95-9313B	70-8590	71-8590	
3 Series (convertible, coupe) (w/o nav) (5 separate buttons)	2006	2006	99-9300	99-9300	99-9300	95-9310B	95-9312B	70-8590	71-8590	
3 Series (with nav) (1 long row of buttons)	2002	2005	N/A	N/A	N/A	95-9311B	95-9313B	70-9003	71-9003-1	
3 Series (with nav) (5 separate buttons)	2002	2005	N/A	N/A	N/A	95-9310B	95-9312B	70-9003	71-9003-1	
3 Series (without nav) (1 long row of buttons)	2002	2005	99-9300	99-9300	99-9300	95-9311B	95-9313B	70-8590	71-8590	
3 Series (without nav) (5 separate buttons)	2002	2005	99-9300	99-9300	99-9300	95-9310B	95-9312B	70-8590	71-8590	
3 Series (with nav) (1 long row of buttons)	1999	2001	N/A	N/A	N/A	95-9311B	95-9313B	70-8590	71-8590	
3 Series (with nav) (5 separate buttons)	1999	2001	N/A	N/A	N/A	95-9310B	95-9312B	70-8590	71-8590	
3 Series (without nav) (1 long row of buttons)	1999	2001	99-9300	99-9300	99-9300	95-9311B	95-9313B	70-8590	71-8590	
3 Series (without nav) (5 separate buttons)	1999	2001	99-9300	99-9300	99-9300	95-9310B	95-9312B	70-8590	71-8590	
3 Series	1992	1998	DIN opening	DIN opening	DIN opening	N/A	N/A	70-8590	71-8590	
3 Series	1977	1991	DIN opening	DIN opening	DIN opening	N/A	N/A	N/A	N/A	
3 Series Gran Turismo	2017	2017	N/A	N/A	N/A	N/A	N/A	N/A	N/A	
4 Series (with nav)	2014	2019	N/A	N/A	N/A	N/A	N/A	N/A	N/A	
4 Series (without nav)	2014	2018	N/A	N/A	N/A	N/A	N/A	N/A	N/A	

FOOTNOTES:

- (A) Please refer to the AXCESS application chart/catalog for other interfaces available.
- (B) To be used along with the factory brackets.
- (C) Use 98-9306 along with the kit if equipped with heated seats. (U.S. models only)
- (D) Along with part number AX-GMLAN09EXT.
- (E) AX-HYKIA1-SWC available for BlueLink equipped vehicles.

(F) Bose amp only.

(G) Along with part number AX-GMLAN010EXT

(P) Available in multiple colors. Please check with your Salesperson for the available color options.

~~XXXX~~ A cross-through denotes part no longer available through Metra



APPLICATIONS

INTO CAR	TURBO WIRE CONT.		ANTENNA ADAPTERS		ANTENNA WORKS®	
	AMPLIFIED INTO RADIO	BYPASS	OE ANTENNA TO AFRMKT. RADIO	OE RADIO TO AFRMKT. ANTENNA	FIXED ANTENNA	POWER ANTENNA
N/A	N/A	N/A	N/A	N/A	N/A	N/A
N/A	N/A	N/A	N/A	N/A	N/A	N/A
N/A	N/A	N/A	N/A	N/A	N/A	N/A
N/A	N/A	N/A	N/A	N/A	N/A	N/A
N/A	N/A	N/A	N/A	N/A	N/A	N/A
N/A	N/A	N/A	N/A	N/A	N/A	N/A
N/A	N/A	N/A	N/A	N/A	N/A	N/A
70-1785	N/A	N/A	N/R	N/R	N/A	N/A
N/A	N/A	N/A	N/A	N/A	N/A	N/A
N/A	N/A	N/A	N/A	N/A	N/A	N/A
XSVI-9004-NAV	N/A	N/A	40-EU56	TBA - 40-EU66	IN GLASS	N/A
XSVI-9004-NAV	N/A	N/A	40-VW54	40-VW20	44-UA40?	N/A
70-1787	N/A	N/A	40-VW54	40-VW20	N/A	N/A
70-1785	N/A	N/A	N/R	N/R	N/A	N/A
N/A	N/A	N/A	40-EU10	40-EU20	IN GLASS	N/A
N/A	N/A	N/A	40-EU10	40-EU20	IN GLASS	N/A
no amp option	no amp option	N/A	40-EU10	40-EU20	IN GLASS	N/A
N/A	N/A	N/A	N/A	N/A	N/A	N/A
N/A	N/A	N/A	N/A	N/A	N/A	N/A
N/A	N/A	N/A	N/A	N/A	N/A	N/A
N/A	N/A	N/A	N/A	N/A	N/A	N/A
N/A	N/A	N/A	N/A	N/A	N/A	N/A
N/A	N/A	N/A	N/A	N/A	IN GLASS	N/A
N/A	N/A	N/A	40-EU10	40-EU20	IN GLASS	N/A
N/A	N/A	N/A	40-EU10	40-EU20	IN GLASS	N/A
N/A	N/A	N/A	40-EU10	40-EU20	IN GLASS	N/A
N/A	N/A	N/A	40-EU10	40-EU20	IN GLASS	N/A
N/A	N/A	N/A	40-EU10	40-EU20	IN GLASS	N/A
70-9003	71-9003	N/A	40-EU10	40-EU20	IN GLASS	N/A
70-9003	71-9003	N/A	40-EU10	40-EU20	IN GLASS	N/A
70-8591	71-8590	N/A	40-VW10	40-VW20	IN GLASS	N/A
70-8591	71-8590	N/A	40-VW10	40-VW20	IN GLASS	N/A
70-9003	71-9003	N/A	40-EU10	40-EU20	IN GLASS	N/A
70-9003	71-9003	N/A	40-EU10	40-EU20	IN GLASS	N/A
70-8591	71-8590	N/A	40-VW10	40-VW20	IN GLASS	N/A
70-8591	71-8590	N/A	40-VW10	40-VW20	IN GLASS	N/A
70-8591	71-8590	N/A	40-VW10	40-VW20	IN GLASS	N/A
70-8591	71-8590	N/A	40-VW10	40-VW20	IN GLASS	N/A
70-8591	71-8590	N/A	40-VW10	40-VW20	IN GLASS	N/A
70-8591	71-8590	N/A	40-VW10	40-VW20	IN GLASS	N/A
70-8591	71-8590	N/A	40-VW10	40-VW20	44-UL15	44-PW530
N/A	N/A	N/A	N/R	N/R	N/A	44-PW530
N/A	N/A	N/A	N/A	N/A	N/A	N/A
N/A	N/A	N/A	N/A	N/A	N/A	N/A
N/A	N/A	N/A	N/A	N/A	N/A	N/A

OTHER ANTENNA OPTIONS AVAILABLE:

UNIVERSAL AMPLIFIED ANTENNA: UA20, UA30, UA40, UA50, UA60, UA200

UNIVERSAL PILLAR MOUNT: UP21, UP58

UNIVERSAL SIDE MOUNT: US401, US502, US71

UNIVERSAL FOR LARGE HOLE 1" (25mm): FD80, FD81, FD81B, FD810, GM935, GM935B, UL08, UL10, UL105, UL105B, US03R, US07R, US13, US13B, US14, US20, US30, US30B, UT03R, UT06R, UT10, UT10B, UT183, UT30, UT30B, UT31, UT391, UT391B

UNIVERSAL FOR SMALL HOLES 3/4" (19mm): UL09, UL105, UL105B, UL15, UL15B, UT91, UT91B, UT391, UT391B, UT925B - UI MODELS NORMALLY REQUIRE 9" (23cm) UNDER FENDER CLEARANCE.

@: Applicable only when replacing an existing power antenna (Use of existing antenna base and mounting hardware required or select power antenna base kit for new installation.)

#: Major modification may be required depending on vehicle (Examples: Removal of previous antenna mounting brackets; drilling or cutting to gain access to antenna mounting area or removal of sub fender)



APPLICATIONS

MAKE/MODEL	YEAR		TURBO KITS			DOUBLE-DIN		TURBO WIRE NON-AMPLIFIED		
			OPTION 1	OPTION 2	OPTION 3	OPTION 1	OPTION 2	OPTION 1 INTO CAR	OPTION 2 INTO RADIO	
BMW										
4 Series Gran Coupe	2017	2018	N/A	N/A	N/A	N/A	N/A	N/A	N/A	N/A
5 Series	2017	2019	N/A	N/A	N/A	N/A	N/A	N/A	N/A	N/A
5 Series, ALPINA B5	2011	2016	N/A	N/A	N/A	N/A	N/A	N/A	N/A	N/A
5 Series, ALPINA B5	2008	2010	N/A	N/A	N/A	N/A	N/A	N/A	N/A	N/A
5 Series, ALPINA B5	2004	2007	N/A	N/A	N/A	95-9314B	-	N/A	N/A	N/A
5 Series, ALPINA D10 (with nav)	2001	2003	N/A	N/A	N/A	N/A	N/A	N/A	N/A	N/A
5 Series, ALPINA D10 (without nav)	2001	2003	99-9301	99-9301	99-9301	95-9307B	-	70-9003	71-9003-1	
5 Series, ALPINA D10 (with nav)	1997	2000	N/A	N/A	N/A	N/A	N/A	70-8590	71-8590	
5 Series, ALPINA D10 (without nav)	1997	2000	99-9301	99-9301	99-9301	95-9307B	-	70-8590	71-8590	
5 Series	1990	1996	DIN opening	DIN opening	DIN opening	N/A	N/A	70-8590	71-8590	
5 Series	1979	1989	DIN opening	DIN opening	DIN opening	N/A	N/A	N/A	N/A	
5 Series Gran Turismo	2010	2017	N/A	N/A	N/A	N/A	N/A	N/A	N/A	
6 Series	2012	2019	N/A	N/A	N/A	N/A	N/A	N/A	N/A	
6 Series	2004	2010	N/A	N/A	N/A	N/A	N/A	N/A	N/A	
6 Series	1977	1989	DIN opening	DIN opening	DIN opening	N/A	N/A	N/A	N/A	
6 Series Gran Coupe, ALPINA B6 Gran Coupe	2013	2018	N/A	N/A	N/A	N/A	N/A	N/A	N/A	
6 Series Gran Turismo	2008	2018	N/A	N/A	N/A	N/A	N/A	N/A	N/A	
7 Series, ALPINA B7	2016	2019	N/A	N/A	N/A	N/A	N/A	N/A	N/A	
7 Series, ALPINA B7	2009	2015	N/A	N/A	N/A	N/A	N/A	N/A	N/A	
7 Series, ALPINA B7	2002	2008	N/A	N/A	N/A	N/A	N/A	N/A	N/A	
7 Series (with nav)	1999	2001	N/A	N/A	N/A	N/A	N/A	N/A	N/A	
7 Series (without nav)	1999	2001	DIN opening	DIN opening	DIN opening	N/A	N/A	N/A	N/A	
7 Series (with nav)	1990	1998	N/A	N/A	N/A	N/A	N/A	N/A	N/A	
7 Series (without nav)	1990	1998	DIN opening	DIN opening	DIN opening	N/A	N/A	N/A	N/A	
7 Series	1977	1989	DIN opening	DIN opening	DIN opening	N/A	N/A	N/A	N/A	
8 Series	1991	1997	DIN opening	DIN opening	DIN opening	N/A	N/A	N/A	N/A	
i3	2014	2018	N/A	N/A	N/A	N/A	N/A	N/A	N/A	
i8	2014	2019	N/A	N/A	N/A	N/A	N/A	N/A	N/A	
M	2006	2007	99-9303	99-9303	99-9303	N/A	N/A	N/A	N/A	
M	1998	2002	DIN opening	DIN opening	DIN opening	N/A	N/A	70-8590	71-8590	
M2	2016	2018	N/A	N/A	N/A	N/A	N/A	N/A	N/A	
M235i	2014	2015	N/A	N/A	N/A	N/A	N/A	N/A	N/A	
M240i	2017	2018	N/A	N/A	N/A	N/A	N/A	N/A	N/A	
M3	2014	2015	N/A	N/A	N/A	N/A	N/A	N/A	N/A	
M3 (with nav)	2007	2013	N/A	N/A	N/A	N/A	N/A	N/A	N/A	
M3 (without nav)	2007	2013	99-9306B	99-9306B	99-9306B	95-9306B (C)	-	LC-BMRC-01	71-9003-1	
M3 (with nav) (1 long row of buttons)	2002	2006	N/A	N/A	N/A	95-9311B	95-9313B	70-9003	71-9003-1	
M3 Series (with nav) (5 separate buttons)	2002	2006	N/A	N/A	N/A	95-9310B	95-9312B	70-9003	71-9003-1	
M3 (without nav) (1 long row of buttons)	2002	2006	99-9300	99-9300	99-9300	95-9311B	95-9313B	70-8590	71-8590	
M3 Series (without nav) (5 separate buttons)	2002	2006	99-9300	99-9300	99-9300	95-9310B	95-9312B	70-8590	71-8590	
M3 (with nav) (1 long row of buttons)	2001	2001	N/A	N/A	N/A	95-9311B	95-9313B	70-8590	71-8590	
M3 Series (with nav) (5 separate buttons)	2001	2001	N/A	N/A	N/A	95-9310B	95-9312B	70-8590	71-8590	
M3 (without nav) (1 long row of buttons)	2001	2001	99-9300	99-9300	99-9300	95-9311B	95-9313B	70-8590	71-8590	
M3 Series (without nav) (5 separate buttons)	2001	2001	99-9300	99-9300	99-9300	95-9310B	95-9312B	70-8590	71-8590	
M3	1995	1999	DIN opening	DIN opening	DIN opening	N/A	N/A	70-8590	71-8590	
M3	1988	1991	DIN opening	DIN opening	DIN opening	N/A	N/A	N/A	N/A	

FOOTNOTES:

- (A) Please refer to the AXCESS application chart/catalog for other interfaces available.
- (B) To be used along with the factory brackets.
- (C) Use 98-9306 along with the kit if equipped with heated seats. (U.S. models only)
- (D) Along with part number AX-GMLAN09EXT.
- (E) AX-HYK1A1-SWC available for BlueLink equipped vehicles.

(F) Bose amp only.

(G) Along with part number AX-GMLAN010EXT

(P) Available in multiple colors. Please check with your Salesperson for the available color options.

~~X~~ A cross-through denotes part no longer available through Metra

APPLICATIONS

INTO CAR	TURBO WIRE CONT.		ANTENNA ADAPTERS		ANTENNA WORKS®	
	AMPLIFIED INTO RADIO	BYPASS	OE ANTENNA TO AFRMKT. RADIO	OE RADIO TO AFRMKT. ANTENNA	FIXED ANTENNA	POWER ANTENNA
N/A	N/A	N/A	N/A	N/A	N/A	N/A
N/A	N/A	N/A	N/A	N/A	N/A	N/A
N/A	N/A	N/A	N/A	N/A	N/A	N/A
N/A	N/A	N/A	N/A	N/A	N/A	N/A
N/A	N/A	N/A	40-EU10	N/A	N/A	N/A
N/A	N/A	N/A	40-EU10	40-EU20	IN GLASS	N/A
N/A	N/A	N/A	40-EU10	40-EU20	IN GLASS	N/A
70-8591	71-8590	N/A	40-VW10	40-VW20	IN GLASS	N/A
70-8591	71-8590	N/A	40-VW10	40-VW20	IN GLASS	N/A
70-8591	71-8590	N/A	40-VW10	40-VW20	44-UL15	44-PW530
N/A	N/A	N/A	N/R	N/R	44-UL15	44-PW530
N/A	N/A	N/A	N/A	N/A	N/A	N/A
N/A	N/A	N/A	N/A	N/A	N/A	N/A
N/A	N/A	N/A	N/A	N/A	N/A	N/A
N/A	N/A	N/A	N/R	N/R	44-UL15	44-PW530
N/A	N/A	N/A	N/A	N/A	N/A	N/A
N/A	N/A	N/A	N/A	N/A	N/A	N/A
N/A	N/A	N/A	N/A	N/A	N/A	N/A
N/A	N/A	N/A	N/A	N/A	N/A	N/A
N/A	N/A	N/A	N/A	N/A	N/A	N/A
N/A	N/A	N/A	N/A	N/A	N/A	N/A
70-8591	71-8590	N/A	40-VW10	40-VW20	IN GLASS	N/A
70-8591	71-8590	N/A	40-VW10	40-VW20	IN GLASS	N/A
70-8591	71-8590	N/A	40-VW10	40-VW20	44-UL15	44-PW530
70-8591	71-8590	N/A	40-VW10	40-VW20	44-UL15	44-PW530
N/A	N/A	N/A	N/R	N/R	44-UL15	44-PW530
N/A	N/A	N/A	N/R	N/R	44-UL15	44-PW530
N/A	N/A	N/A	N/A	N/A	N/A	N/A
N/A	N/A	N/A	N/A	N/A	N/A	N/A
N/A	N/A	N/A	N/A	N/A	N/A	N/A
N/A	N/A	N/A	N/A	N/A	N/A	N/A
70-8591	71-8590	N/A	40-VW10	40-VW20	N/A	N/A
N/A	N/A	N/A	N/A	N/A	N/A	N/A
N/A	N/A	N/A	N/A	N/A	N/A	N/A
N/A	N/A	N/A	N/A	N/A	N/A	N/A
N/A	N/A	N/A	N/A	N/A	N/A	N/A
N/A	N/A	N/A	N/A	N/A	IN GLASS	N/A
N/A	N/A	N/A	40-EU10	40-EU20	IN GLASS	N/A
70-9003	71-9003	N/A	40-EU10	40-EU20	IN GLASS	N/A
70-9003	71-9003	N/A	40-EU10	40-EU20	IN GLASS	N/A
70-8591	71-8590	N/A	40-VW10	40-VW20	IN GLASS	N/A
70-8591	71-8590	N/A	40-VW10	40-VW20	IN GLASS	N/A
70-8591	71-8590	N/A	40-VW10	40-VW20	IN GLASS	N/A
70-8591	71-8590	N/A	40-VW10	40-VW20	IN GLASS	N/A
70-8591	71-8590	N/A	40-VW10	40-VW20	IN GLASS	N/A
70-8591	71-8590	N/A	40-VW10	40-VW20	IN GLASS	N/A
70-8591	71-8590	N/A	40-VW10	40-VW20	IN GLASS	N/A
70-8591	71-8590	N/A	40-VW10	40-VW20	44-UL15	44-PW530
N/A	N/A	N/A	N/R	N/R	N/A	44-PW530

OTHER ANTENNA OPTIONS AVAILABLE:

UNIVERSAL AMPLIFIED ANTENNA: UA20, UA30, UA40, UA50, UA60, UA200

UNIVERSAL PILLAR MOUNT: UP21, UP58

UNIVERSAL SIDE MOUNT: US401, US502, US71

UNIVERSAL FOR LARGE HOLE 1" (25mm): FD80, FD81, FD81B, FD810, GM935, GM935B, UL08, UL10, UL105, UL105B, US03R, US07R, US13, US13B, US14, US20, US30, US30B, UT03R, UT06R, UT10, UT10B, UT183, UT30, UT30B, UT31, UT391, UT391B

UNIVERSAL FOR SMALL HOLES 3/4" (19mm): UL09, UL105, UL105B, UL15, UL15B, UT91, UT91B, UT391, UT391B, UT925B - UI MODELS NORMALLY REQUIRE 9" (23cm) UNDER FENDER CLEARANCE.

@: Applicable only when replacing an existing power antenna (Use of existing antenna base and mounting hardware required or select power antenna base kit for new installation.)

#: Major modification may be required depending on vehicle (Examples: Removal of previous antenna mounting brackets; drilling or cutting to gain access to antenna mounting area or removal of sub fender)



APPLICATIONS

MAKE/MODEL	YEAR	TURBO KITS			DOUBLE-DIN		TURBO WIRE NON-AMPLIFIED		
		OPTION 1	OPTION 2	OPTION 3	OPTION 1	OPTION 2	OPTION 1 INTO CAR	OPTION 2 INTO RADIO	
BMW									
M4	2014	2018	N/A	N/A	N/A	N/A	N/A	N/A	N/A
M5	2018	2019	N/A	N/A	N/A	N/A	N/A	N/A	N/A
M5	2006	2010	N/A	N/A	N/A	N/A	N/A	N/A	N/A
M5 (with nav)	2001	2003	N/A	N/A	N/A	N/A	N/A	N/A	N/A
M5 (without nav)	2001	2003	99-9301	99-9301	99-9301	95-9307B	-	70-9003	71-9003-1
M5	1991	1993	DIN opening	DIN opening	DIN opening	N/A	N/A	70-8590	71-8590
M550i	2018	2019	N/A	N/A	N/A	N/A	N/A	N/A	N/A
M6	2012	2018	N/A	N/A	N/A	N/A	N/A	N/A	N/A
M6	2006	2010	N/A	N/A	N/A	N/A	N/A	N/A	N/A
M6	1987	1988	DIN opening	DIN opening	DIN opening	N/A	N/A	N/A	N/A
M6 Gran Coupe	2014	2019	N/A	N/A	N/A	N/A	N/A	N/A	N/A
M760i	2017	2018	N/A	N/A	N/A	N/A	N/A	N/A	N/A
X1	2016	2018	N/A	N/A	N/A	N/A	N/A	N/A	N/A
X1	2013	2015	N/A	N/A	N/A	N/A	N/A	N/A	N/A
X2	2018	2018	N/A	N/A	N/A	N/A	N/A	N/A	N/A
X3, X3 M40i	2018	2019	N/A	N/A	N/A	N/A	N/A	N/A	N/A
X3	2011	2017	N/A	N/A	N/A	N/A	N/A	N/A	N/A
X3	2011	2013	N/A	N/A	N/A	N/A	N/A	N/A	N/A
X3 (with nav)	2004	2010	N/A	N/A	N/A	N/A	N/A	N/A	N/A
X3 (without nav)	2004	2010	99-9305	99-9305	99-9305	N/A	N/A	N/A	N/A
X4	2019	2019	N/A	N/A	N/A	N/A	N/A	N/A	N/A
X4, X4 M40i	2015	2018	N/A	N/A	N/A	N/A	N/A	N/A	N/A
X5, X5 M	2014	2018	N/A	N/A	N/A	N/A	N/A	N/A	N/A
X5, X5 M	2007	2013	N/A	N/A	N/A	N/A	N/A	N/A	N/A
X5 (without nav)	2000	2006	N/A	N/A	N/A	N/A	N/A	N/A	N/A
X5 (without nav) (all but Base model)	2000	2006	99-9301	99-9301	99-9301	95-9308B	-	N/A	N/A
X5 (without nav) (Base model)	2000	2006	99-9301	99-9301	99-9301	95-9308B	-	70-9003	71-9003-1
X6, X6 M	2015	2018	N/A	N/A	N/A	N/A	N/A	N/A	N/A
X6, X6 M	2008	2014	N/A	N/A	N/A	N/A	N/A	N/A	N/A
Z3	1996	2002	DIN opening	DIN opening	DIN opening	N/A	N/A	70-8590	71-8590
Z4	2009	2016	N/A	N/A	N/A	N/A	N/A	N/A	N/A
Z4	2003	2008	99-9303	99-9303	99-9303	N/A	N/A	70-9003	71-9003-1
Z8 (all but Base model)	2000	2003	N/A	N/A	N/A	N/A	N/A	N/A	N/A
Z8 (Base model)	2000	2003	DIN opening	DIN opening	DIN opening	N/A	N/A	N/A	N/A
BUICK									
Cascada	2016	2019	N/A	N/A	N/A	N/A	N/A	N/A	N/A
Century	2004	2005	99-2009	99-3301	99-2011	99-2011	-	GM05-01 (A)	71-2003-1
Century	1997	2003	99-2009	99-3301	99-2011	99-2011	-	70-2001	71-2001
Century	1990	1996	99-4544	99-4500	99-4700	N/A	N/A	70-1858	71-1858
Century	1988	1989	99-4544	99-4500	99-4700	N/A	N/A	70-1858	71-1858
Century	1982	1987	99-4544	99-4500	99-4700	N/A	N/A	70-1677-1	71-1677-1
Electra	1990	1990	99-4544	99-4500	99-4700	N/A	N/A	70-1858	71-1858
Electra	1988	1989	99-4544	99-4500	99-4700	N/A	N/A	70-1858	71-1858
Electra	1984	1987	99-4544	99-4500	99-4700	N/A	N/A	70-1677-1	71-1677-1
Enclave	2018	2019	N/A	N/A	N/A	N/A	N/A	N/A	N/A
Enclave	2013	2017	99-3310B	99-3310B	99-3310B	95-3310B	-	GM05-LAN-01 (A)	71-2105

FOOTNOTES:

- (A) Please refer to the AXCESS application chart/catalog for other interfaces available.
- (B) To be used along with the factory brackets.
- (C) Use 98-9306 along with the kit if equipped with heated seats. (U.S. models only)
- (D) Along with part number AX-GMLAN09EXT.
- (E) AX-HYKIA1-SWC available for BlueLink equipped vehicles.

(F) Bose amp only.

(G) Along with part number AX-GMLAN010EXT

(P) Available in multiple colors. Please check with your Salesperson for the available color options.

~~XXXX~~ A cross-through denotes part no longer available through Metra

APPLICATIONS

MAKE/MODEL	YEAR		TURBO KITS					TURBO WIRE NON-AMPLIFIED		
			OPTION 1	SINGLE-DIN OPTION 2	OPTION 3	DOUBLE-DIN OPTION 1	OPTION 2	OPTION 1 INTO CAR	OPTION 2 INTO RADIO	
BUICK										
Enclave	2008	2012	99-3305	99-3305	99-3305	95-3305	-	GM05-LAN-01 (A)	71-2105	
Encore	2017	2019	N/A	N/A	N/A	N/A	N/A	N/A	N/A	
Encore	2013	2016	N/A	N/A	N/A	N/A	N/A	N/A	N/A	
Envision	2016	2019	N/A	N/A	N/A	N/A	N/A	N/A	N/A	
LaCrosse	2010	2019	N/A	N/A	N/A	N/A	N/A	N/A	N/A	
LaCrosse	2005	2009	99-2021	99-2021	99-2021	99-2021	-	GM05-01 (A)	71-2003-1	
LeSabre	2000	2005	99-2009	99-2001	99-2011	99-2011	-	GM05-05 (A)	N/A	
LeSabre	1997	1999	99-2009	99-2003	99-2011	99-2011	-	70-2001	71-2001	
LeSabre	1996	1996	99-2009	99-2003	99-2011	99-2011	-	70-2001	71-2001	
LeSabre	1995	1995	99-2009	99-2003	99-2011	99-2011	-	70-2001	71-2001	
LeSabre	1991	1994	99-4544	99-4500	99-4700	N/A	N/A	70-1858	71-1858	
LeSabre	1990	1990	99-4544	99-4500	99-4700	N/A	N/A	70-1858	71-1858	
LeSabre	1988	1989	99-4544	99-4500	99-4700	N/A	N/A	70-1858	71-1858	
LeSabre	1984	1987	99-4544	99-4500	99-4700	N/A	N/A	70-1677-1	71-1677-1	
Lucerne	2006	2011	99-3305	99-3305	99-3305	95-3305	-	GM05-LAN-01 (A)	71-2105	
Park Avenue	2005	2005	99-2009	99-2001	99-2011	99-2011	-	70-2001	71-2001	
Park Avenue	1997	2004	99-2009	99-2001	99-2011	99-2011	-	70-2001	71-2001	
Park Avenue	1996	1996	99-2009	99-2001	99-2011	99-2011	-	70-2001	71-2001	
Park Avenue	1995	1995	99-2009	99-2001	99-2011	99-2011	-	70-2001	71-2001	
Park Avenue	1991	1994	99-4544	99-4500	99-4700	N/A	N/A	70-1858	71-1858	
Park Avenue	1988	1990	99-4544	99-4500	99-4700	N/A	N/A	70-1858	71-1858	
Rainier	2004	2007	99-2009	99-2001	99-2011	99-2011	-	GM05-01 (A)	71-2003-1	
Reatta	1990	1991	99-4544	99-4500	99-4700	N/A	N/A	N/A	N/A	
Reatta	1988	1989	N/A	N/A	N/A	N/A	N/A	N/A	N/A	
Regal	2014	2017	N/A	N/A	N/A	N/A	N/A	N/A	N/A	
Regal (color screen)	2011	2013	N/A	N/A	N/A	N/A	N/A	N/A	71-2106	
Regal (black dash, monochrome screen, push button start)	2011	2012	99-2023B	99-2023B	99-2023B	99-2023B	-	with kit	71-2106	
Regal (brown dash, monochrome screen, push button start)	2011	2012	99-2023BR	99-2023BR	99-2023BR	99-2023BR	-	with kit	71-2106	
Regal (black dash, monochrome screen, key start)	2011	2012	99-2022B	99-2022B	99-2022B	99-2022B	-	with kit	71-2106	
Regal (brown dash, monochrome screen, key start)	2011	2012	99-2022BR	99-2022BR	99-2022BR	99-2022BR	-	with kit	71-2106	
Regal	2000	2004	99-2009	99-3301	99-2011	99-2011	-	70-2001	71-2001	
Regal	1995	1999	99-2009	99-3301	99-2011	99-2011	-	70-2001	71-2001	
Regal	1988	1994	99-2020	99-2020	99-2020	N/A	N/A	70-1855	71-1858	
Regal	1984	1987	99-4544	99-4500	99-4700	N/A	N/A	70-1677-1	71-1677-1	
Regal Sportback, Regal TourX	2018	2018	N/A	N/A	N/A	N/A	N/A	N/A	N/A	
Rendezvous	2002	2007	99-2009	99-2001	99-2011	99-2011	-	GM05-01 (A)	71-2003-1	
Riviera	1996	1999	99-2009	99-2003	99-2011	99-2011	-	70-2001	71-2001	
Riviera	1990	1995	99-4544	99-4500	99-4700	N/A	N/A	70-1858	71-1858	
Riviera	1986	1989	99-4544	99-4500	99-4700	N/A	N/A	70-1858	71-1858	
Riviera	1983	1985	99-4544	99-4500	99-4700	N/A	N/A	70-1677-1	71-1677-1	
Roadmaster	1995	1996	99-2009	99-2003	99-2011	99-2011	-	70-2001	71-2001	
Roadmaster	1991	1994	99-4544	99-4500	99-4700	N/A	N/A	70-1858	71-1858	
Skylark	1996	1998	99-2009	N/A	99-2011	99-2011	-	70-2001	71-2001	
Skylark	1987	1995	99-4544	99-4500	99-4700	N/A	N/A	70-1858	71-1858	
Skylark	1983	1986	99-4544	99-4500	99-4700	N/A	N/A	70-1677-1	71-1677-1	
Skyhawk	1988	1989	99-4544	99-4500	99-4700	N/A	N/A	70-1858	71-1858	

FOOTNOTES:

- (A) Please refer to the AXCESS application chart/catalog for other interfaces available.
- (B) To be used along with the factory brackets.
- (C) Use 98-9306 along with the kit if equipped with heated seats. (U.S. models only)
- (D) Along with part number AX-GMLAN09EXT.
- (E) AX-HYKIA1-SWC available for BlueLink equipped vehicles.

(F) Bose amp only.

(G) Along with part number AX-GMLAN010EXT

(P) Available in multiple colors. Please check with your Salesperson for the available color options.

~~XXXX~~ A cross-through denotes part no longer available through Metra

APPLICATIONS

INTO CAR	TURBO WIRE CONT.		ANTENNA ADAPTERS		ANTENNA WORKS®	
	AMPLIFIED INTO RADIO	BYPASS	OE ANTENNA TO AFRMKT. RADIO	OE RADIO TO AFRMKT. ANTENNA	FIXED ANTENNA	POWER ANTENNA
GMOS-LAN-02 (A)	71-2105	N/A	40-CR10	40-CR20	44-UA46	N/A
N/A	N/A	N/A	40-EU55	40-EU20	N/A	N/A
N/A	N/A	N/A	40-EU55	40-EU20	N/A	N/A
N/A	N/A	N/A	40-EU10	40-EU20	N/A	N/A
N/A	N/A	N/A	40-EU55	40-EU20	IN GLASS	N/A
GMOS-04 (A)	71-2003-1	N/A	40-GM10	40-GM20	IN GLASS	N/A
no amp option	no amp option	no amp option	40-VW10	40-VW20	IN GLASS	44-PWZ2
N/A	N/A	70-2010	40-GM10	40-GM21	44-GM935?	44-PWZ2
N/A	N/A	70-2009	40-GM10	40-GM21	44-GM935?	44-PWZ2
N/A	N/A	N/A	40-GM10	40-GM21	44-GM935?	44-PWZ2
N/A	N/A	N/A	40-GM10	40-GM20	44-GM935	44-PWZ2#
N/A	N/A	N/A	40-GM10	40-GM20	44-GM935	44-PWZ2#
N/A	N/A	N/A	40-GM10	40-GM20	44-GM935	44-PWZ2#
N/A	N/A	N/A	N/R	N/R	44-GM93	44-PWZ2#
GMOS-LAN-02 (A)	71-2105	N/A	40-CR10	40-CR20	IN GLASS	N/A
N/A	N/A	N/A	40-GM10	40-GM21	IN GLASS	44-PWZ2
N/A	N/A	70-2036	40-GM10	40-GM21	IN GLASS	44-PWZ2
N/A	N/A	70-2009	40-GM10	40-GM21	44-GM935?	44-PWZ2
N/A	N/A	N/A	40-GM10	40-GM21	44-GM935?	44-PWZ2
N/A	N/A	N/A	40-GM10	40-GM20	44-GM935	44PWZ2
N/A	N/A	N/A	40-GM10	40-GM20	44-GM935	44-PWZ2
GMOS-04 (A)	71-2003-1	70-2054	40-GM10	40-GM20	N/A	N/A
N/A	N/A	N/A	40-GM10	40-GM20	44-GM935	44-PWZ2
N/A	N/A	N/A	40-GM10	40-GM20	44-GM935	44-PWZ2
N/A	N/A	N/A	40-EU55	40-EU20	N/A	N/A
N/A	N/A	N/A	40-EU55	40-EU20	IN GLASS	N/A
N/A	N/A	N/A	40-EU55	40-EU20	IN GLASS	N/A
N/A	N/A	N/A	40-EU55	40-EU20	IN GLASS	N/A
N/A	N/A	N/A	40-EU55	40-EU20	IN GLASS	N/A
N/A	N/A	70-2034	40-GM10	40-GM21	IN GLASS	44-PWZ2
N/A	N/A	N/A	40-GM10	40-GM21	IN GLASS	44-PWZ2
N/A	N/A	70-1855	40-GM10	40-GM20	44-GM935	44-PWZ2
N/A	N/A	N/A	N/R	N/R	44-GM93	44-PWZ2
N/A	N/A	N/A	N/A	N/A	N/A	N/A
GMOS-04 (A)	71-2003-1	70-2042	40-GM10	40-GM20	44-GM935?	N/A
N/A	N/A	N/A	40-GM10	40-GM21	44-GM935?	N/A
N/A	N/A	N/A	40-GM10	40-GM20	44-GM935	44-PWZ2
N/A	N/A	N/A	40-GM10	40-GM20	44-GM935	44-PWZ2
N/A	N/A	N/A	N/R	N/R	44-GM93	44-PWZ2#
N/A	N/A	N/A	40-GM10	40-GM21	44-GM935	44-PWZ2
N/A	N/A	N/A	40-GM10	40-GM20	44-GM935	44-PWZ2
N/A	N/A	N/A	40-GM10	40-GM21	44-GM935	44-PWZ2
N/A	N/A	N/A	40-GM10	40-GM20	44-GM935	44-PWZ2
N/A	N/A	N/A	N/R	N/R	44-UT91	44-PWZ2
N/A	N/A	N/A	40-GM10	40-GM20	44-GM935	44-PWZ2

OTHER ANTENNA OPTIONS AVAILABLE:

UNIVERSAL AMPLIFIED ANTENNA: UA20, UA30, UA40, UA50, UA60, UA200

UNIVERSAL PILLAR MOUNT: UP21, UP58

UNIVERSAL SIDE MOUNT: US401, US502, US71

UNIVERSAL FOR LARGE HOLE 1" (25mm): FD80, FD81, FD81B, FD810, GM935, GM935B, UL08, UL10, UL105, UL105B, US03R, US07R, US13, US13B, US14, US20, US30, US30B, UT03R, UT06R, UT10, UT10B, UT183, UT30, UT30B, UT31, UT391, UT391B

UNIVERSAL FOR SMALL HOLES 3/4" (19mm): UL09, UL105, UL105B, UL15, UL15B, UT91, UT91B, UT391, UT391B, UT925B - UI MODELS NORMALLY REQUIRE 9" (23cm) UNDER FENDER CLEARANCE.

@: Applicable only when replacing an existing power antenna (Use of existing antenna base and mounting hardware required or select power antenna base kit for new installation.)

#: Major modification may be required depending on vehicle (Examples: Removal of previous antenna mounting brackets; drilling or cutting to gain access to antenna mounting area or removal of sub fender)



APPLICATIONS

MAKE/MODEL	YEAR		TURBO KITS			DOUBLE-DIN		TURBO WIRE NON-AMPLIFIED	
			OPTION 1	OPTION 2	OPTION 3	OPTION 1	OPTION 2	OPTION 1 INTO CAR	OPTION 2 INTO RADIO
BUICK									
Skyhawk	1982	1987	99-4544	99-4500	99-4700	N/A	N/A	70-1677-1	71-1677-1
Terraza	2005	2007	99-3304	99-3304	99-3304	95-3304	-	GMOS-01 (A)	71-2003-1
Verano	2012	2017	N/A	N/A	N/A	N/A	N/A	N/A	N/A
CADILLAC									
ATS	2013	2018	N/A	N/A	N/A	N/A	N/A	N/A	N/A
Brougham	1990	1992	99-2009	99-2003	99-2011	99-2011	-	70-1856	71-1858-1
Brougham	1987	1989	99-4544	99-4500	99-4700	N/A	N/A	70-1677-1	71-1677
Catera	1997	2001	99-2004	99-2004	99-2004	95-2004	-	GMOS-06	71-2001
Cimarron	1982	1988	99-4544	99-4500	99-4700	N/A	N/A	70-1677-1	71-1677-1
Coupe DeVille	1990	1993	99-4544	99-4500	99-4700	N/A	N/A	70-1858	71-1858
Coupe DeVille	1988	1989	99-4544	99-4500	99-4700	N/A	N/A	70-1858	71-1858
Coupe DeVille	1985	1987	99-4544	99-4500	99-4700	N/A	N/A	70-1677-1	71-1677-1
CT6	2016	2018	N/A	N/A	N/A	N/A	N/A	N/A	N/A
CTS, CTS-V	2015	2018	N/A	N/A	N/A	N/A	N/A	N/A	N/A
CTS (sedan)	2014	2014	N/A	N/A	N/A	N/A	N/A	N/A	N/A
CTS (coupe / wagon)	2014	2014	99-3018 (P)	99-3018 (P)	99-3018 (P)	99-3018(P)	-	with kit	N/A
CTS	2008	2013	99-3018 (P)	99-3018 (P)	99-3018 (P)	99-3018(P)	-	with kit	N/A
CTS (black dash)	2003	2007	99-2006	99-2006	99-2006	99-2006	-	N/A	N/A
CTS (gray dash)	2003	2007	99-2006G	99-2006G	99-2006G	99-2006G	-	N/A	N/A
CTS-V	2008	2014	99-3018 (P)	99-3018 (P)	99-3018 (P)	99-3018(P)	-	with kit	N/A
CTS-V (black dash)	2003	2007	99-2006	99-2006	99-2006	99-2006	-	N/A	N/A
CTS-V (gray dash)	2003	2007	99-2006G	99-2006G	99-2006G	99-2006G	-	N/A	N/A
DeVille	2000	2005	99-2005	99-2005	99-2005	95-2005B	-	N/A	N/A
DeVille (colum shift)	1996	1999	99-2004	99-2004	99-2004	95-2004	-	LC-GMRC-03	71-2001
DeVille (console shift)	1996	1999	99-2005	99-2005	99-2005	95-2005B	-	LC-GMRC-03	71-2001
DeVille	1994	1995	99-4544	99-4500	99-4700	N/A	N/A	70-1858	71-1858-1
DeVille Concours	1994	1995	N/A	N/A	N/A	N/A	N/A	N/A	N/A
DeVille	1990	1993	99-4544	99-4500	99-4700	N/A	N/A	70-1858	71-1858
DeVille	1988	1989	99-4544	99-4500	99-4700	N/A	N/A	70-1858	71-1858
DeVille	1985	1987	99-4544	99-4500	99-4700	N/A	N/A	70-1677-1	71-1677-1
DTS	2006	2011	99-2008	99-2008	99-2008	99-2008	-	GMOS-LAN-01 (A)	71-2105
Eldorado	2000	2002	99-2005	99-2005	99-2005	95-2005B	-	LC-GMRC-03	71-2001
Eldorado	1996	1999	99-2005	99-2005	99-2005	95-2005B	-	LC-GMRC-03	71-2001
Eldorado (console shift)	1994	1995	99-2002	99-2009	99-2002	99-2011	-	70-1856	71-1858-1
Eldorado (console shift)	1992	1993	99-2002	99-2009	99-2002	99-2011	-	70-1856	71-1858-1
Eldorado	1988	1991	99-4544	99-4500	99-4700	N/A	N/A	70-1858	71-1858
Eldorado	1983	1987	99-4544	99-4500	99-4700	N/A	N/A	70-1677-1	71-1677-1
Escalade, Escalade ESV	2015	2018	N/A	N/A	N/A	N/A	N/A	N/A	N/A
Escalade, Escalade ESV, Escalade EXT (with nav)	2012	2014	99-2007	99-2007	99-2007	99-2007	-	N/A	N/A
Escalade, Escalade ESV, Escalade EXT (without nav)	2012	2014	99-2007	99-2007	99-2007	99-2007	-	N/A	N/A
Escalade, Escalade ESV, Escalade EXT	2007	2011	99-2007	99-2007	99-2007	99-2007	-	N/A	N/A
Escalade, Escalade ESV, Escalade EXT	2003	2006	99-3301	99-2001	99-2009	99-2011	-	N/A	N/A
Escalade, Escalade EXT	2002	2002	99-3002	99-4000	99-3002	95-3004	N/A	70-1858	71-1858-1
Escalade	1999	2000	99-3002	99-4000	99-3002	DP-3003	95-3003G	70-1858	71-1858-1
Fleetwood (including Brougham)	1993	1996	99-2009	99-2003	99-2003	99-2011	-	70-1856	71-1858-1
Fleetwood (not Brougham)	1990	1992	99-4544	99-4500	99-4700	N/A	N/A	70-1677-1	71-1677-1

FOOTNOTES:

- (A) Please refer to the AXESS application chart/catalog for other interfaces available.
- (B) To be used along with the factory brackets.
- (C) Use 98-9306 along with the kit if equipped with heated seats. (U.S. models only)
- (D) Along with part number AX-GMLAN09EXT.
- (E) AX-HYKIA1-SWC available for BlueLink equipped vehicles.

(F) Bose amp only.

(G) Along with part number AX-GMLAN010EXT

(P) Available in multiple colors. Please check with your Salesperson for the available color options.

~~XXXX~~ A cross-through denotes part no longer available through Metra

APPLICATIONS

INTO CAR	TURBO WIRE CONT.		ANTENNA ADAPTERS		ANTENNA WORKS®	
	AMPLIFIED INTO RADIO	BYPASS	OE ANTENNA TO AFRMKT. RADIO	OE RADIO TO AFRMKT. ANTENNA	FIXED ANTENNA	POWER ANTENNA
N/A	N/A	N/A	N/R	N/R	44-CR70	N/A
GMOS-04 (A)	71-2003-1	N/A	40-GM10	40-GM20	44-GM935?	N/A
N/A	N/A	N/A	40-EU55	40-EU20	N/A	N/A
N/A	N/A	N/A	N/A	N/A	N/A	N/A
70-1857	71-1858-1	70-1856	40-GM10	40-GM20	44-UL15	N/A
N/A	N/A	N/A	40-GM10	40-GM20	44-UL15	N/A
N/A	N/A	N/A	40-GM10	40-GM21	IN GLASS	44-PWZ2
N/A	N/A	N/A	N/R	N/R	44-GM935	N/A
N/A	N/A	N/A	40-GM10	40-GM20	44-GM935	44-PWZ2
N/A	N/A	N/A	40-GM10	40-GM20	44-GM935	44-PWZ2
75-4500	71-1677-1	N/A	N/R	N/R	44-GM935	N/A
N/A	N/A	N/A	N/A	N/A	N/A	N/A
N/A	N/A	N/A	N/A	N/A	N/A	N/A
N/A	N/A	N/A	N/A	N/A	N/A	N/A
with kit	N/A	N/A	40-EU10	40-EU20	IN GLASS	N/A
with kit	N/A	N/A	40-EU10	40-EU20	IN GLASS	N/A
GMOS-10	N/A	70-2054	40-VW10	40-VW20	IN GLASS	N/A
GMOS-10	N/A	70-2054	40-VW10	40-VW20	IN GLASS	N/A
with kit	N/A	N/A	40-EU10	40-EU20	IN GLASS	N/A
GMOS-10	N/A	70-2054	40-VW10	40-VW20	IN GLASS	N/A
GMOS-10	N/A	70-2054	40-VW10	40-VW20	IN GLASS	N/A
GMOS-06	N/A	70-2054	40-GM10	40-GM21	IN GLASS	N/A
GMOS-06	71-2001	N/A	40-GM10	40-GM21	44-GM935?	N/A
GMOS-06	71-2001	N/A	40-GM10	40-GM21	44-GM935?	N/A
70-1857	71-1858-1	70-2014	40-GM10	40-GM20	44-GM935	44-PWZ2
70-1857	71-1858-1	70-2014	with harness	40-GM20	44-GM935	44-PWZ2
N/A	N/A	N/A	40-GM10	40-GM20	44-GM935	44-PWZ2
N/A	N/A	N/A	40-GM10	40-GM20	44-GM935	44-PWZ2
75-4500	71-1677-1	N/A	N/R	N/R	44-GM935	N/A
GMOS-LAN-02 (A)	71-2105	N/A	40-CR10	40-CR20	IN GLASS	N/A
GMOS-06	71-2001	N/A	40-GM10	40-GM21	44-GM935?	N/A
GMOS-06	71-2001	N/A	40-GM10	40-GM21	44-GM935?	44-PWZ2
70-1857	71-1858-1	70-2014	40-GM10	40-GM20	44-GM935	N/A
70-1857	71-1858-1	70-1856	40-GM10	40-GM20	44-GM935	N/A
N/A	N/A	N/A	40-GM10	40-GM20	44-GM935	N/A
75-4500	71-1677-1	N/A	N/R	N/R	44-GM935	N/A
N/A	N/A	N/A	40-EU55	40-EU20	N/A	N/A
GMOS-LAN-07	71-2106	N/A	40-CR10	40-CR20	IN GLASS	N/A
GMOS-LAN-02 (A)	71-2105	N/A	40-CR10	40-CR20	IN GLASS	N/A
GMOS-LAN-02 (A)	71-2105	N/A	40-CR10	40-CR20	IN GLASS	N/A
GMOS-04 (A)	71-2003-1	70-2050	40-GM10	40-GM20	44-GM94B	N/A
70-1859	71-1858-1	70-2054	40-GM10	40-GM21	44-GM94B?	N/A
70-1859	71-1858-1	70-2054	40-GM10	40-GM21	44-GM94B?	N/A
70-1857	71-1858-1	70-1856	40-GM10	40-GM20	44-GM935	N/A
75-4500	71-1677-1	N/A	40-GM10	40-GM20	44-UL15	N/A

OTHER ANTENNA OPTIONS AVAILABLE:

UNIVERSAL AMPLIFIED ANTENNA: UA20, UA30, UA40, UA50, UA60, UA200

UNIVERSAL PILLAR MOUNT: UP21, UP58

UNIVERSAL SIDE MOUNT: US401, US502, US71

UNIVERSAL FOR LARGE HOLE 1" (25mm): FD80, FD81, FD81B, FD810, GM935, GM935B, UL08, UL10, UL105, UL105B, US03R, US07R, US13, US13B, US14, US20, US30, US30B, UT03R, UT06R, UT10, UT10B, UT183, UT30, UT30B, UT31, UT391, UT391B

UNIVERSAL FOR SMALL HOLES 3/4" (19mm): UL09, UL105, UL105B, UL15, UL15B, UT91, UT91B, UT391, UT391B, UT925B - UI MODELS NORMALLY REQUIRE 9" (23cm) UNDER FENDER CLEARANCE.

@: Applicable only when replacing an existing power antenna (Use of existing antenna base and mounting hardware required or select power antenna base kit for new installation.)

#: Major modification may be required depending on vehicle (Examples: Removal of previous antenna mounting brackets; drilling or cutting to gain access to antenna mounting area or removal of sub fender)



APPLICATIONS

MAKE/MODEL	YEAR	TURBO KITS			DOUBLE-DIN		TURBO WIRE NON-AMPLIFIED		
		OPTION 1	OPTION 2	OPTION 3	OPTION 1	OPTION 2	OPTION 1 INTO CAR	OPTION 2 INTO RADIO	
CADILLAC									
Fleetwood Brougham	1990	1992	99-2003	99-2003	99-2003	99-2011	-	70-1856	71-1858-1
Fleetwood	1988	1989	99-4544	99-4500	99-4700	N/A	N/A	70-1677-1	71-1677-1
Fleetwood	1985	1987	99-4544	99-4500	99-4700	N/A	N/A	70-1677-1	71-1677-1
Seville	2002	2004	99-2005	99-2005	99-2005	95-2005B	-	LC-GMRC-03	71-2001
Seville	1997	2001	99-2005	99-2005	99-2005	95-2005B	-	LC-GMRC-03	71-2001
Seville	1997	1997	99-2005	99-2005	99-2005	95-2005B	-	LC-GMRC-03	71-2001
Seville	1996	1996	99-2005	99-2005	99-2005	95-2005B	-	LC-GMRC-03	71-2001
Seville (console shift)	1994	1995	99-2009	99-2002	99-2002	99-2011	-	70-1856	71-1858-1
Seville (console shift)	1992	1993	99-2009	99-2002	99-2002	99-2011	-	70-1856	71-1858-1
Seville	1988	1991	99-4544	99-4500	99-4700	N/A	N/A	70-1858	71-1858
Seville	1984	1987	99-4544	99-4500	99-4700	N/A	N/A	70-1677-1	71-1677-1
SRX	2010	2016	N/A	N/A	N/A	N/A	N/A	N/A	N/A
SRX	2007	2009	99-2008	99-2008	99-2008	99-2008	-	GMOS-LAN-01 (A)	71-2105
SRX (black dash)	2004	2006	99-2006	99-2006	99-2006	99-2006	-	N/A	N/A
SRX (gray dash)	2004	2006	99-2006G	99-2006G	99-2006G	99-2006G	-	N/A	N/A
STS	2005	2011	99-2010	99-2010	99-2010	99-2010	-	GMOS-13	N/A
XLR	2004	2009	99-3026B	99-3026B	99-3026B	99-3026B	-	N/A	N/A
XTS crossover	2017	2019	N/A	N/A	N/A	N/A	N/A	N/A	N/A
XTS	2013	2018	N/A	N/A	N/A	N/A	N/A	N/A	N/A
CHEVROLET									
Astro Van	1996	2005	99-3002	99-4000	99-3002	N/A	N/A	70-1858	71-1858
Astro Van	1991	1995	99-4544	99-4500	99-4700	N/A	N/A	70-1858	71-1858
Astro Van	1985	1990	99-4544	99-4500	99-4700	N/A	N/A	70-1677-1	71-1677-1
Avalanche (with nav)	2012	2013	99-3305	99-3305	99-3305	95-3305	-	GMOS-LAN-08 (A)	71-2106
Avalanche (without nav)	2012	2013	99-3305	99-3305	99-3305	95-3305	-	GMOS-LAN-01 (A)	71-2105
Avalanche	2007	2011	99-3305	99-3305	99-3305	95-3305	-	GMOS-LAN-01 (A)	71-2105
Avalanche	2003	2006	99-3301	99-2001	99-2011	99-2011	-	GMOS-01 (A)	71-2003-1
Avalanche	2002	2002	99-3002	99-4000	99-3002	DP-3002B	-	70-1858	71-1858-1
Aveo	2009	2011	99-3306	99-3306	99-3306	99-3306	-	70-2105	71-2105
Aveo (sedan)	2007	2008	99-3306	99-3306	99-3306	99-3306	-	70-2105	71-2105
Aveo (hatchback)	2007	2008	99-7951	99-7951	99-7951	95-7951	-	70-8405	71-8405
Aveo	2004	2006	99-7951	99-7951	99-7951	95-7951	-	70-8405	71-8405
Beretta	1991	1996	99-4544	99-4500	99-3200	N/A	N/A	70-1858	71-1858
Beretta (with a/c)	1988	1990	N/A	N/A	99-3101	N/A	N/A	70-1858	71-1858
Beretta (without a/c)	1988	1990	N/A	N/A	99-3102	N/A	N/A	70-1858	71-1858
Blazer (full size)	1992	1994	N/A	99-3001	99-3000	95-3000	-	70-1855	71-1858
Blazer (full size)	1988	1991	99-4544	99-4500	99-4700	N/A	N/A	70-1677-1	71-1677-1
Blazer (full size)	1973	1987	N/A	N/A	87-99-3052	N/A	N/A	70-1677-1	71-1677-1
Blazer	2003	2005	99-2009	99-2001	99-2011	99-2011	-	70-2003	71-2003-1
Blazer (with double DIN radio)	2002	2002	99-2009	99-2001	99-2011	99-2011	-	70-2003	71-2003-1
Blazer (with DIN & 1/2 radio)	2002	2002	99-4000	99-4544	99-3300	N/A	N/A	70-1858	71-1858
Blazer	1998	2001	99-4000	99-4544	99-3300	N/A	N/A	70-1858	71-1858
Bolt EV	2017	2018	N/A	N/A	N/A	N/A	N/A	N/A	N/A
Camaro	2016	2017	N/A	N/A	N/A	N/A	N/A	N/A	N/A
Camaro	2010	2015	99-3010S	99-3010S	99-3010S	99-3010S	-	with kit	71-2105
Camaro	1997	2002	99-4000	99-4544	99-3300	99-3311	-	70-1858	71-1858

FOOTNOTES:

- (A) Please refer to the AXESS application chart/catalog for other interfaces available.
- (B) To be used along with the factory brackets.
- (C) Use 98-9306 along with the kit if equipped with heated seats. (U.S. models only)
- (D) Along with part number AX-GMLAN09EXT.
- (E) AX-HYKIA1-SWC available for BlueLink equipped vehicles.

(F) Bose amp only.

(G) Along with part number AX-GMLAN010EXT

(P) Available in multiple colors. Please check with your Salesperson for the available color options.

~~XXXX~~ A cross-through denotes part no longer available through Metra

APPLICATIONS

INTO CAR	TURBO WIRE CONT.		ANTENNA ADAPTERS		ANTENNA WORKS®	
	AMPLIFIED INTO RADIO	BYPASS	OE ANTENNA TO AFRMKT. RADIO	OE RADIO TO AFRMKT. ANTENNA	FIXED ANTENNA	POWER ANTENNA
70-1857	71-1858-1	70-1856	40-GM10	40-GM20	44-UL15	N/A
75-4500	71-1677-1	N/A	40-GM10	40-GM20	44-UL15	N/A
75-4500	71-1677-1	N/A	N/R	N/R	44-UL15	N/A
GMOS-06	71-2001	70-2054	40-GM10	40-GM21	IN GLASS	N/A
GMOS-06	71-2001	70-2054	40-GM10	40-GM21	IN GLASS	N/A
GMOS-06	71-2001	N/A	40-GM10	40-GM21	44-GM935?	N/A
GMOS-06	71-2001	N/A	40-GM10	40-GM21	44-GM935?	N/A
70-1857	71-1858-1	70-2014	40-GM10	40-GM21	44-GM935	44-PWZ2
70-1857	71-1858-1	70-1856	40-GM10	40-GM21	44-GM935	44-PWZ2
N/A	N/A	N/A	40-GM10	40-GM20	44-GM935	44-PWZ2
75-4500	71-1677-1	N/A	N/R	N/R	44-GM935	44-PWZ2
N/A	N/A	N/A	40-EU55	40-EU20	N/A	N/A
GMOS-LAN-02 (A)	71-2105	N/A	40-CR10	40-CR20	IN GLASS	N/A
GMOS-10	N/A	70-2054	40-VW10	40-VW20	IN GLASS	N/A
GMOS-10	N/A	70-2054	40-VW10	40-VW20	IN GLASS	N/A
GMOS-13	N/A	N/A	40-GM10	40-GM20	IN GLASS	N/A
N/A	71-2001	70-2054	40-GM10	40-GM20	N/A	N/A
N/A	N/A	N/A	N/A	N/A	N/A	N/A
N/A	N/A	N/A	N/A	N/A	N/A	N/A
N/A	N/A	N/A	40-GM10	40-GM21	44-GM94B	N/A
N/A	N/A	N/A	40-GM10	40-GM21	44-GM94B	N/A
N/A	N/A	N/A	40-GM10	40-GM20	44-GM94B	N/A
GMOS-LAN-07 (A)	71-2106	N/A	40-EU10	40-EU20	44-GM94B?	N/A
GMOS-LAN-02 (A)	71-2105	N/A	40-CR10	40-CR20	44-GM94B?	N/A
GMOS-LAN-02 (A)	71-2105	N/A	40-CR10	40-CR20	44-GM94B?	N/A
GMOS-04 (A)	71-2003-1	N/A	40-GM10	40-GM20	44-GM94B	N/A
70-1859	71-1858-1	N/A	40-GM10	40-GM20	44-GM94B	N/A
N/A	N/A	N/A	40-CR10	40-CR20	44-UA46	N/A
N/A	N/A	N/A	40-CR10	40-CR20	IN GLASS	N/A
no amp option	no amp option	no amp option	N/R	N/R	44-UA40?	N/A
no amp option	no amp option	no amp option	N/R	N/R	44-UA40?	N/A
N/A	N/A	N/A	40-GM10	40-GM21	44-FD77	44-PWZ2
N/A	N/A	N/A	40-GM10	40-GM20	44-FD77	44-PWZ2
N/A	N/A	N/A	40-GM10	40-GM20	44-FD77	44-PWZ2
N/A	N/A	N/A	with 70-1855	40-GM20	44-GM92	N/A
75-4500	71-1677-1	N/A	N/R	N/R	44-CR70	N/A
75-4500	71-1677-1	N/A	N/R	N/R	44-UT30	N/A
N/A	N/A	N/A	40-GM10	40-GM21	44-GM935	N/A
N/A	N/A	N/A	40-GM10	40-GM21	44-GM935	N/A
N/A	N/A	N/A	40-GM10	40-GM21	44-GM935	N/A
N/A	N/A	N/A	40-GM10	40-GM21	44-GM935	N/A
N/A	N/A	N/A	N/A	N/A	N/A	N/A
N/A	N/A	N/A	40-EU55	40-EU20	N/A	N/A
with kit	71-2105	N/A	40-EU55	40-EU20	44-UA42	N/A
N/A	N/A	70-2029	40-GM10	40-GM21	44-GM935	44-PWZ2#

OTHER ANTENNA OPTIONS AVAILABLE:

UNIVERSAL AMPLIFIED ANTENNA: UA20, UA30, UA40, UA50, UA60, UA200

UNIVERSAL PILLAR MOUNT: UP21, UP58

UNIVERSAL SIDE MOUNT: US401, US502, US71

UNIVERSAL FOR LARGE HOLE 1" (25mm): FD80, FD81, FD81B, FD810, GM935, GM935B, UL08, UL10, UL105, UL105B, US03R, US07R, US13, US13B, US14, US20, US30, US30B, UT03R, UT06R, UT10, UT10B, UT183, UT30, UT30B, UT31, UT391, UT391B

UNIVERSAL FOR SMALL HOLES 3/4" (19mm): UL09, UL105, UL105B, UL15, UL15B, UT91, UT91B, UT391, UT391B, UT925B - UI MODELS NORMALLY REQUIRE 9" (23cm) UNDER FENDER CLEARANCE.

@: Applicable only when replacing an existing power antenna (Use of existing antenna base and mounting hardware required or select power antenna base kit for new installation.)

#: Major modification may be required depending on vehicle (Examples: Removal of previous antenna mounting brackets; drilling or cutting to gain access to antenna mounting area or removal of sub fender)



APPLICATIONS

MAKE/MODEL	YEAR	TURBO KITS			DOUBLE-DIN		TURBO WIRE NON-AMPLIFIED		
		OPTION 1	OPTION 2	OPTION 3	OPTION 1	OPTION 2	OPTION 1 INTO CAR	OPTION 2 INTO RADIO	
CHEVROLET									
Camaro	1993	1996	99-3009	99-3009	99-3009	95-3009	N/A	70-1858	71-1858
Camaro	1990	1992	99-4544	99-4500	99-3042	N/A	N/A	70-1858	71-1858
Camaro	1982	1989	99-4544	99-4500	99-3042	N/A	N/A	70-1677-1	71-1677-1
Caprice	1994	1996	99-4000	99-4544	99-3300	N/A	N/A	70-1858	71-1858
Caprice	1991	1993	99-4544	99-4500	99-3200	N/A	N/A	70-1858	71-1858
Caprice	1988	1990	99-3033	99-3033	99-3033	N/A	N/A	70-1677-1	71-1677-1
Caprice	1985	1987	99-3033	99-3033	99-3033	N/A	N/A	70-1677-1	71-1677-1
Captiva Sport (with nav)	2012	2015	N/A	N/A	N/A	N/A	N/A	N/A	N/A
Captiva Sport (without nav)	2012	2015	99-3305	99-3305	99-3305	95-3305	-	GMOS-LAN-01 (A)	71-2105
Cavalier	2001	2005	99-2009	99-2001	99-3301	99-2011	-	GMOS-01 (A)	71-2003-1
Cavalier	2000	2000	99-2009	99-2001	99-3301	99-2011	-	GMOS-01 (A)	71-2003-1
Cavalier	1995	1999	99-4000	99-4544	99-3300	N/A	N/A	70-1858	71-1858
Cavalier	1991	1994	99-4544	99-4500	99-3200	N/A	N/A	70-1858	71-1858
Cavalier	1988	1990	99-4544	99-4500	99-4700	N/A	N/A	70-1677-1	71-1677-1
Cavalier	1982	1987	99-4544	99-4500	99-4700	N/A	N/A	70-1677-1	71-1677-1
Celebrity	1990	1990	99-4544	99-4500	99-4700	N/A	N/A	70-1858	71-1858
Celebrity	1984	1989	99-4544	99-4500	99-4700	N/A	N/A	70-1677-1	71-1677-1
Citation II	1985	1985	99-4544	99-4500	99-4700	N/A	N/A	70-1677-1	71-1677-1
City Express	2013	2018	99-7623	99-7623	99-7624	95-7623	-	70-7552	71-7552
Cobalt	2007	2010	99-3302(P)	99-3302(P)	99-3302(P)	95-3302 (P)	-	GMOS-LAN-03 (A)	71-2104
Cobalt (with OnStar)	2005	2006	99-3303	99-3303	99-3303	95-3303B	-	with kit	71-2103-1
Cobalt (without OnStar)	2005	2006	99-3302	99-3302	99-3302	95-3302	-	XSVI-2103-NAV	71-2103-1
Colorado (w/ 7" MyLink radio, RPO code: IOB)	2017	2018	99-3016G	99-3016G	99-3016G	99-3016G	-	GMOS-LAN-10 (A)	71-2108
Colorado	2015	2018	99-3016G	99-3016G	99-3016G	95-3016G	-	GMOS-LAN-09 (A)	71-2107
Colorado	2004	2012	99-2009	99-2001	99-2011	99-2011	-	GMOS-01 (A)	71-2003-1
Corsica	1991	1996	99-4544	99-4500	99-3200	N/A	N/A	70-1858	71-1858
Corsica (with a/c)	1988	1990	N/A	N/A	99-3101	N/A	N/A	70-1858	71-1858
Corsica (without a/c)	1988	1990	N/A	N/A	99-3102	N/A	N/A	70-1858	71-1858
Corvette	2014	2019	N/A	N/A	N/A	N/A	-	N/A	N/A
Corvette	2005	2013	99-3304	99-3304	99-3304	95-3304	-	N/A	N/A
Corvette	1999	2004	99-4000	99-4544	99-3300	DP-3021B	-	XSVI-2004	71-1858-1
Corvette	1997	1998	99-4000	99-4544	99-3300	DP-3021B	-	XSVI-2004	71-1858-1
Corvette	1990	1996	99-3051	99-3051	99-3051	99-3051	-	70-1856	71-1858-1
Corvette	1984	1989	99-4544	99-4500	99-4700	N/A	N/A	70-1677-1	71-1677-1
Corvette	1978	1982	N/A	N/A	N/A	N/A	N/A	70-1677-1	71-1677-1
Cruze, Cruze Hatchback (w/ 8" touchscreen, RPO code: IO5/IO6)	2016	2017	-	99-3020HG	99-3020B	95-3020B	95-3020HG	N/A	N/A
Cruze, Cruze Hatchback (w/ 7" MyLink radio, RPO code: IOA)	2016	2017	-	99-3020HG	99-3020B	95-3020B	95-3020HG	GMOS-LAN-10 (A)	71-2108
Cruze (with color display)	2011	2015	99-3011S	99-3011S	99-3011S	99-3011S	-	GMOS-045	71-2106
Cruze (with monochrome display)	2011	2015	99-3011S	99-3011S	99-3011S	99-3011S	-	GMOS-044	71-2106
Cruze Limited (with color display)	2016	2016	99-3011S	99-3011S	99-3011S	99-3011S	-	GMOS-045	71-2106
Cruze Limited (with monochrome display)	2016	2016	99-3011S	99-3011S	99-3011S	99-3011S	-	GMOS-044	71-2106
El Camino	1986	1987	99-4544	99-4500	99-4700	N/A	N/A	70-1677-1	71-1677-1
El Camino	1982	1985	N/A	N/A	N/A	N/A	N/A	70-1677-1	71-1677-1
Equinox (w/ 8" touchscreen, RPO code: IO5/IO6)	2018	2018	99-3022B	99-3022B	99-3022B	95-3022B	-	GMOS-LAN-09 (A) (D)	71-2107
Equinox (w/ 7" MyLink radio, RPO code: IOB)	2018	2018	99-3022B	99-3022B	99-3022B	95-3022B	-	GMOS-LAN-10 (A) (G)	71-2108
Equinox (with color info screen)	2013	2017	99-3308G	99-3308G	99-3308G	99-3308G	-	with kit	71-2105

FOOTNOTES:

- (A) Please refer to the AXCESS application chart/catalog for other interfaces available.
- (B) To be used along with the factory brackets.
- (C) Use 98-9306 along with the kit if equipped with heated seats. (U.S. models only)
- (D) Along with part number AX-GMLAN09EXT.
- (E) AX-HYKIA1-SWC available for BlueLink equipped vehicles.

(F) Bose amp only.

(G) Along with part number AX-GMLAN010EXT

(P) Available in multiple colors. Please check with your Salesperson for the available color options.

~~XXXX~~ A cross-through denotes part no longer available through Metra

APPLICATIONS

INTO CAR	TURBO WIRE CONT.		ANTENNA ADAPTERS		ANTENNA WORKS®	
	AMPLIFIED INTO RADIO	BYPASS	OE ANTENNA TO AFTRMKT. RADIO	OE RADIO TO AFTRMKT. ANTENNA	FIXED ANTENNA	POWER ANTENNA
N/A	N/A	N/A	40-GM10	40-GM21	44-GM935	44-PW22#
N/A	N/A	N/A	40-GM10	40-GM20	44-GM935	44-PW22#
75-4500	71-1677-1	N/A	N/R	N/R	44-GM935	44-PW22#
N/A	N/A	N/A	40-GM10	40-GM21	44-GM935	44-PW22
N/A	N/A	N/A	40-GM10	40-GM20	44-GM935	44-PW22
75-4500	71-1677-1	N/A	N/R	N/R	44-GM935	44-PW22
75-4500	71-1677-1	N/A	N/R	N/R	44-GM935	44-PW22
N/A	N/A	N/A	N/A	N/A	N/A	N/A
GMOS-LAN-02 (A)	71-2105	N/A	40-CR10	40-CR20	N/A	N/A
GMOS-04 (A)	71-2003-1	N/A	40-GM10	40-GM21	44-GM95	N/A
GMOS-04 (A)	71-2003-1	N/A	40-GM10	40-GM21	44-GM95	N/A
N/A	N/A	N/A	40-GM10	40-GM21	44-GM95	N/A
N/A	N/A	N/A	40-GM10	40-GM21	44-GM93	N/A
75-4500	71-1677-1	N/A	40-GM10	40-GM20	44-GM93	N/A
75-4500	71-1677-1	N/A	N/R	N/R	44-CR70	N/A
N/A	N/A	N/A	40-GM10	40-GM20	44-CR70	N/A
75-4500	71-1677-1	N/A	N/R	N/R	44-CR70	N/A
75-4500	71-1677-1	N/A	N/R	N/R	44-UT91	N/A
N/A	N/A	N/A	40-N112	40-N122	N/A	N/A
GMOS-LAN-04 (A)	71-2104	N/A	40-CR10	40-CR20	44-GM935	44-PW22
with kit	71-2103-1	N/A	40-GM10	40-GM20	44-GM935	44-PW22
XSVI-2103-NAV	71-2103-1	N/A	40-GM10	40-GM20	44-GM935	44-PW22
no amp option	no amp option	no amp option	40-EU55	40-EU20	N/A	N/A
GMOS-MOST-01	71-2107	70-2057	40-EU55	40-EU20	N/A	N/A
GMOS-04 (A)	71-2003-1	N/A	40-GM10	40-GM20	N/A	N/A
N/A	N/A	N/A	40-GM10	40-GM21	44-CR88	44-PW22#
N/A	N/A	N/A	40-GM10	40-GM20	44-CR88	44-PW22#
N/A	N/A	N/A	40-GM10	40-GM20	44-CR88	44-PW22#
GMOS-MOST-02	N/A	N/A	N/A	40-EU20	N/A	N/A
GMOS-04 (A)	71-2003-1	N/A	40-GM10	40-GM20	BEHIND REAR BUMPER	N/A
XSVI-2004	N/A	N/A	40-GM10	40-GM20	44-GM935	44-PW22
XSVI-2004	N/A	N/A	40-GM10	40-GM20	44-GM935	44-PW22
70-1857	71-1858-1	70-1856	40-GM10	40-GM21	44-UT10	44-PW530
75-4500	71-1677-1	N/A	40-GM10	40-GM20	44-UT10	44-PW530
75-4500	71-1677-1	N/A	N/R	N/R	44-UL10	44-PW530
N/A	N/A	N/A	40-EU55	40-EU20	N/A	N/A
no amp option	no amp option	no amp option	40-EU55	40-EU20	N/A	N/A
GMOS-045	71-2106	N/A	40-EU55	40-EU20	44-UA44	N/A
GMOS-044	71-2106	N/A	40-EU55	40-EU20	44-UA44	N/A
GMOS-045	71-2106	N/A	40-EU55	40-EU20	44-UA44	N/A
GMOS-044	71-2106	N/A	40-EU55	40-EU20	44-UA44	N/A
75-4500	71-1677-1	N/A	N/R	N/R	44-GM93	44-PW22#
75-4500	71-1677-1	N/A	N/R	N/R	44-GM93	44-PW22#
N/A	71-2107	N/A	40-EU55	40-EU20	N/A	N/A
no amp option	no amp option	no amp option	40-EU55	40-EU20	N/A	N/A
with kit	71-2105	N/A	40-EU55	40-EU20	44-UA46	N/A

OTHER ANTENNA OPTIONS AVAILABLE:

UNIVERSAL AMPLIFIED ANTENNA: UA20, UA30, UA40, UA50, UA60, UA200

UNIVERSAL PILLAR MOUNT: UP21, UP58

UNIVERSAL SIDE MOUNT: US401, US502, US71

UNIVERSAL FOR LARGE HOLE 1" (25mm): FD80, FD81, FD81B, FD810, GM935, GM935B, UL08, UL10, UL105, UL105B, US03R, US07R, US13, US13B, US14, US20, US30, US30B, UT03R, UT06R, UT10, UT10B, UT183, UT30, UT30B, UT31, UT391, UT391B

UNIVERSAL FOR SMALL HOLES 3/4" (19mm): UL09, UL105, UL105B, UL15, UL15B, UT91, UT91B, UT391, UT391B, UT925B - UI MODELS NORMALLY REQUIRE 9" (23cm) UNDER FENDER CLEARANCE.

@: Applicable only when replacing an existing power antenna (Use of existing antenna base and mounting hardware required or select power antenna base kit for new installation.)

#: Major modification may be required depending on vehicle (Examples: Removal of previous antenna mounting brackets; drilling or cutting to gain access to antenna mounting area or removal of sub fender)

APPLICATIONS

MAKE/MODEL	YEAR	SINGLE-DIN			TURBO KITS		DOUBLE-DIN		TURBO WIRE NON-AMPLIFIED	
		OPTION 1	OPTION 2	OPTION 3	OPTION 1	OPTION 2	OPTION 1 INTO CAR	OPTION 2 INTO RADIO		
CHEVROLET										
Equinox (with mono info screen)	2010	2015	99-3307G	99-3307G	99-3307G	99-3307G	-	with kit	71-2105	
Equinox	2007	2009	99-3305	99-3305	99-3305	95-3305	-	GMOS-LAN-01 (A)	71-2105	
Equinox	2005	2006	99-3302(P)	99-3302(P)	99-3302(P)	95-3302 (P)	-	GMOS-07 (A)	71-2103-1	
Express	2016	2017	99-3305	99-3305	99-3305	95-3305	-	GMOS-LAN-01 (A)	71-2105	
Express (with nav)	2013	2015	99-3305	99-3305	99-3305	95-3305	-	GMOS-LAN-08 (A)	71-2106	
Express (without nav)	2013	2015	99-3305	99-3305	99-3305	95-3305	-	GMOS-LAN-01 (A)	71-2105	
Express	2008	2012	99-3305	99-3305	99-3305	95-3305	-	GMOS-LAN-01 (A)	71-2105	
Express	2003	2007	99-2009	99-2003	99-2011	99-2011	-	GMOS-01 (A)	71-2003-1	
Express	2001	2002	99-2009	99-2001	99-2011	99-2011	-	70-2003	71-2003-1	
Express	1996	2000	99-3002	99-4000	99-3002	N/A	N/A	70-1858	71-1858	
HHR	2006	2011	-	99-3302	99-3302S	95-3302S	95-3302	GMOS-LAN-03 (A)	71-2104	
Impala	2014	2018	99-3024B	99-3024B	99-3024B	99-3024B	-	N/A	N/A	
Impala	2006	2013	99-3305	99-3305	99-3305	95-3305	-	GMOS-LAN-01 (A)	71-2105	
Impala	2000	2005	99-2009	99-2001	99-2011	99-2011	-	GMOS-01 (A)	71-2003-1	
Impala	1994	1996	99-4000	99-3300	99-3300	N/A	N/A	70-1858	71-1858	
Impala	1985	1990	99-3033	99-3033	99-3033	N/A	N/A	70-1677-1	71-1677-1	
Impala	1978	1984	N/A	N/A	N/A	N/A	N/A	70-1677-1	71-1677-1	
Impala Limited	2014	2016	99-3305	99-3305	99-3305	95-3305	-	GMOS-LAN-01 (A)	71-2105	
Kodiak	2003	2009	99-2011	99-2011	99-2011	99-2011	-	GMRC-01	71-2003-1	
Lumina	1995	2001	99-4000	99-3300	99-3300	N/A	N/A	70-1858	71-1858	
Lumina	1990	1994	99-4544	99-4500	99-4700	N/A	N/A	70-1858	71-1858	
Lumina APV	1993	1996	99-4544	99-4500	99-4700	N/A	N/A	70-1858	71-1858	
Lumina APV	1990	1992	99-4544	99-4500	99-4700	N/A	N/A	70-1858	71-1858	
Malibu (w/ 8" touchscreen, RPO code: I05/I06)	2016	2017	99-3019B	99-3019B	99-3019B	95-3019B	-	N/A	N/A	
Malibu (w/ 7" MyLink radio, RPO code: IOA)	2016	2017	99-3019B	99-3019B	99-3019B	95-3019B	-	GMOS-LAN-10 (A) (G)	71-2108	
Malibu (w/ am/fm radio, RPO code: IP1)	2016	2017	99-3019B	99-3019B	99-3019B	95-3019B	-	GMOS-LAN-09 (A) (D)	71-2107	
Malibu (with auto climate control)	2013	2015	N/A	N/A	N/A	95-3318B	-	with kit	71-2106	
Malibu (with manual climate control)	2013	2015	99-3314G	99-3314G	99-3314G	95-3314G	-	GMOS-LAN-08 (A)	71-2106	
Malibu	2008	2012	99-3302(P)	99-3302(P)	99-3302(P)	95-3302 (P)	-	GMOS-LAN-03 (A)	71-2104	
Malibu	2004	2007	99-3303	99-3303	99-3303	95-3303B	-	with kit	71-2103-1	
Malibu	2001	2003	99-3301	99-2001	99-2011	99-2011	-	GMOS-01 (A)	71-2003-1	
Malibu	1997	2000	99-4000	99-4544	99-3300	N/A	N/A	70-1858	71-1858	
Malibu Classic	2008	2008	99-3303	99-3303	99-3303	95-3303B	-	with kit	71-2103-1	
Malibu Classic	2004	2005	99-3301	99-2001	99-2011	99-2011	-	GMOS-01 (A)	71-2003-1	
Malibu Limited (with auto climate controls)	2016	2016	N/A	N/A	N/A	95-3318B	-	with kit	71-2106	
Malibu Limited (with manual climate controls)	2016	2016	99-3314G	99-3314G	99-3314G	95-3314G	-	GMOS-LAN-08 (A)	71-2106	
Malibu Maxx	2004	2007	99-3303	99-3303	99-3303	95-3303B	-	with kit	71-2103-1	
Metro	2000	2001	99-2009	N/A	99-3411	99-2011	-	70-2003	71-2003-1	
Metro	1995	1999	99-2009	N/A	99-3411	99-2011	-	70-1782	71-1782	
Monte Carlo	2006	2007	99-3305	99-3305	99-3305	95-3305	-	GMOS-LAN-01 (A)	71-2105	
Monte Carlo	2002	2005	99-3301	99-2001	99-2011	99-2011	-	GMOS-01 (A)	71-2003-1	
Monte Carlo	2000	2001	99-3301	99-2001	99-2011	99-2011	-	GMOS-01 (A)	71-2003-1	
Monte Carlo	1995	1999	99-4000	99-4544	99-3300	N/A	N/A	70-1858	71-1858	
Monte Carlo	1986	1988	99-4544	99-4500	99-4700	N/A	N/A	70-1677-1	71-1677-1	
Monte Carlo	1978	1985	N/A	N/A	N/A	N/A	N/A	70-1677-1	71-1677-1	
Nova	1985	1988	99-4544	99-4500	99-4700	N/A	N/A	70-1677-1	71-1677-1	

FOOTNOTES:

- (A) Please refer to the AXCESS application chart/catalog for other interfaces available.
- (B) To be used along with the factory brackets.
- (C) Use 98-9306 along with the kit if equipped with heated seats. (U.S. models only)
- (D) Along with part number AX-GMLAN09EXT.
- (E) AX-HYKIA1-SWC available for BlueLink equipped vehicles.

(F) Bose amp only.

(G) Along with part number AX-GMLAN010EXT

(P) Available in multiple colors. Please check with your Salesperson for the available color options.

~~XXXX~~ A cross-through denotes part no longer available through Metra

APPLICATIONS

INTO CAR	TURBO WIRE CONT.		ANTENNA ADAPTERS		ANTENNA WORKS®	
	AMPLIFIED INTO RADIO	BYPASS	OE ANTENNA TO AFTRMKT. RADIO	OE RADIO TO AFTRMKT. ANTENNA	FIXED ANTENNA	POWER ANTENNA
with kit	71-2105	N/A	40-EU55	40-EU20	44-UA46	N/A
GMOS-LAN-02 (A)	71-2105	N/A	40-CR10	40-CR20	44-UA42	N/A
GMOS-08	71-2103-1	70-2052	40-GM10	40-GM20	N/A	N/A
N/A	N/A	N/A	40-CR10	40-CR20	44-GM935	N/A
no amp option	no amp option	no amp option	40-EU10	40-EU20	44-GM935	N/A
N/A	N/A	N/A	40-CR10	40-CR20	44-GM935	N/A
N/A	N/A	N/A	40-CR10	40-CR20	44-GM935	N/A
GMOS-04 (A)	71-2003-1	N/A	40-GM10	40-GM20	44-GM935	N/A
N/A	N/A	N/A	40-GM10	40-GM20	44-GM935	N/A
N/A	N/A	N/A	40-GM10	40-GM21	44-GM935	44-PWZ2
GMOS-LAN-04 (A)	71-2104	N/A	40-CR10	40-CR20	44-UA46	N/A
GMOS-MOST-02	N/A	N/A	40-EU55 & 44-EC48	40-EU20	44-RM02	N/A
GMOS-LAN-02 (A)	71-2105	N/A	40-CR10	40-CR20	IN GLASS	N/A
GMOS-04 (A)	71-2003-1	N/A	40-GM10	40-GM21	IN GLASS	N/A
N/A	N/A	N/A	40-GM10	40-GM21	44-GM935	44-PWZ2
N/A	N/A	N/A	N/R	N/R	44-UT91	N/A
N/A	N/A	N/A	N/R	N/R	44-UT91	N/A
GMOS-LAN-02 (A)	71-2105	N/A	40-CR10	40-CR20	IN GLASS	N/A
N/A	N/A	N/A	40-GM10	40-GM20	N/A	N/A
N/A	N/A	N/A	40-GM10	40-GM21	44-GM935	44-PWZ2
N/A	N/A	N/A	40-GM10	40-GM21	44-GM935	44-PWZ2#
N/A	N/A	N/A	40-GM10	40-GM21	IN GLASS	N/A
N/A	N/A	N/A	40-GM10	40-GM20	44-GM94B	N/A
GMOS-MOST-01	71-2107	N/A	40-EU55	40-EU20	N/A	N/A
GMOS-LAN-10 (A)	71-2108	N/A	40-EU55	40-EU20	N/A	N/A
no amp option	no amp option	no amp option	40-EU55	40-EU20	N/A	N/A
with kit	71-2106	N/A	40-EU55	40-EU20	N/A	N/A
GMOS-LAN-07 (A)	71-2106	N/A	40-EU55	40-EU20	N/A	N/A
GMOS-LAN-04 (A)	71-2104	N/A	40-CR10	40-CR20	IN GLASS	N/A
with kit	71-2103-1	N/A	40-GM10	40-GM20	IN GLASS	N/A
GMOS-04 (A)	71-2003-1	N/A	40-GM10	40-GM21	44-GM935	N/A
N/A	N/A	N/A	40-GM10	40-GM21	44-GM935	N/A
with kit	71-2103-1	N/A	40-GM10	40-GM20	IN GLASS	N/A
GMOS-04 (A)	71-2003-1	N/A	40-GM10	40-GM21	44-GM935	N/A
with kit	71-2106	N/A	40-EU55	40-EU20	N/A	N/A
GMOS-LAN-07 (A)	71-2106	N/A	40-EU55	40-EU20	N/A	N/A
with kit	71-2103-1	N/A	40-GM10	40-GM20	IN GLASS	N/A
N/A	N/A	N/A	N/R	N/R	44-GM68	N/A
N/A	N/A	N/A	N/R	N/R	44-GM68	N/A
GMOS-LAN-02 (A)	71-2105	N/A	40-CR10	40-CR20	IN GLASS	N/A
GMOS-04 (A)	71-2003-1	70-2048	40-GM10	40-GM21	IN GLASS	N/A
GMOS-04 (A)	71-2003-1	70-2007	40-GM10	40-GM21	IN GLASS	N/A
N/A	N/A	N/A	40-GM10	40-GM21	44-GM935	44-PWZ2
N/A	N/A	N/A	N/R	N/R	44-UT91	N/A
N/A	N/A	N/A	N/R	N/R	44-UT91	N/A
N/A	N/A	N/A	N/R	N/R	44-TY205	N/A

OTHER ANTENNA OPTIONS AVAILABLE:

UNIVERSAL AMPLIFIED ANTENNA: UA20, UA30, UA40, UA50, UA60, UA200

UNIVERSAL PILLAR MOUNT: UP21, UP58

UNIVERSAL SIDE MOUNT: US401, US502, US71

UNIVERSAL FOR LARGE HOLE 1" (25mm): FD80, FD81, FD81B, FD810, GM935, GM935B, UL08, UL10, UL105, UL105B, US03R, US07R, US13, US13B, US14, US20, US30, US30B, UT03R, UT06R, UT10, UT10B, UT183, UT30, UT30B, UT31, UT391, UT391B

UNIVERSAL FOR SMALL HOLES 3/4" (19mm): UL09, UL105, UL105B, UL15, UL15B, UT91, UT91B, UT391, UT391B, UT925B - UI MODELS NORMALLY REQUIRE 9" (23cm) UNDER FENDER CLEARANCE.

@: Applicable only when replacing an existing power antenna (Use of existing antenna base and mounting hardware required or select power antenna base kit for new installation.)

#: Major modification may be required depending on vehicle (Examples: Removal of previous antenna mounting brackets; drilling or cutting to gain access to antenna mounting area or removal of sub fender)

APPLICATIONS

MAKE/MODEL	YEAR	TURBO KITS			DOUBLE-DIN		TURBO WIRE NON-AMPLIFIED		
		OPTION 1	OPTION 2	OPTION 3	OPTION 1	OPTION 2	OPTION 1 INTO CAR	OPTION 2 INTO RADIO	
CHEVROLET									
Prizm	2000	2003	99-3413	99-3413	99-3413	99-9999 (B)	-	70-2003	71-2003-1
Prizm	1998	1999	99-3413	99-3413	99-3413	99-9999 (B)	-	70-1782	71-1782
C/K Pickup (01-up see Silverado)	1995	2000	99-3002	99-4000	99-3002	DP-3003	95-3003G	70-1858	71-1858-1
C/K Pickup	1988	1994	N/A	99-3001	99-3000	95-3000	-	70-1855	71-1858
C/K Pickup (Full Size)	1973	1986	N/A	87-99-3052	N/A	N/A	N/A	70-1677-1	71-1677-1
R/V Pickup (Full Size)	1987	1991	N/A	87-99-3052	N/A	N/A	N/A	70-1677-1	71-1677-1
S-10 Blazer (98-up see Blazer)	1995	1997	99-3044	99-3045	99-3043	99-3045	-	70-1858	71-1858
S-10 Blazer	1990	1994	99-4544	99-4500	99-3042	N/A	N/A	70-1858	71-1858
S-10 Blazer	1988	1989	99-4544	99-4500	99-3042	N/A	N/A	70-1677-1	71-1677-1
S-10 Blazer	1986	1987	99-4544	99-4500	99-3042	N/A	N/A	70-1677-1	71-1677-1
S-10 Blazer	1982	1985	99-4544	99-4500	99-4700	N/A	N/A	70-1677-1	71-1677-1
S-10 Pickup	2003	2004	99-2009	99-2001	99-2011	99-2011	-	70-2003	71-2003-1
S-10 Pickup With Double-DIN Radio	2002	2002	99-2009	99-2001	99-2011	99-2011	-	70-2003	71-2003-1
S-10 Pickup With DIN & 1/2 Radio	2002	2002	99-4000	99-4544	99-3300	N/A	N/A	70-1858	71-1858
S-10 Pickup	1998	2001	99-4000	99-4544	99-3300	N/A	N/A	70-1858	71-1858
S-10 Pickup	1994	1997	99-3044	99-3045	99-3043	99-3045	-	70-1858	71-1858
S-10 Pickup	1989	1993	99-4544	99-4500	99-3042	N/A	N/A	70-1858	71-1858
S-10 Pickup	1986	1988	99-4544	99-4500	99-3042	N/A	N/A	70-1677-1	71-1677-1
S-10 Pickup	1982	1985	99-4544	99-4500	99-4700	N/A	N/A	70-1677-1	71-1677-1
Silverado 1500/2500/3500 (w/ 7" MyLink radio, RPO code: IOB)	2016	2017	99-3014G	99-3014G	99-3014G	99-3014G	-	GM05-LAN-10 (A)	71-2108
Silverado 1500	2014	2017	99-3014G	99-3014G	99-3014G	99-3014G	-	GM05-LAN-09 (A)	71-2107
Silverado 2500HD, 3500HD	2015	2017	99-3014G	99-3014G	99-3014G	99-3014G	-	GM05-LAN-09 (A)	71-2107
Silverado 2500HD / 3500HD / Chassis Cab (with nav)	2014	2014	99-3305	99-3305	99-3305	95-3305	-	GM05-LAN-08 (A)	71-2106
Silverado 2500HD, 3500HD, Chassis (without nav)	2014	2014	99-3305	99-3305	99-3305	95-3305	-	GM05-LAN-01 (A)	71-2105
Silverado (with nav)	2012	2013	99-3305	99-3305	99-3305	95-3305	-	GM05-LAN-08 (A)	71-2106
Silverado Pickup (without nav)	2012	2013	99-3305	99-3305	99-3305	95-3305	-	GM05-LAN-01 (A)	71-2105
Silverado Pickup	2007	2011	99-3305	99-3305	99-3305	95-3305	-	GM05-LAN-01 (A)	71-2105
Silverado Pickup Classic	2007	2007	99-3301	99-2001	99-2011	99-2011	-	GM05-01 (A)	71-2003-1
Silverado Pickup (all models)	2003	2006	99-3301	99-2001	99-2011	99-2011	-	GM05-01 (A)	71-2003-1
Silverado Pickup 1500 / 2500	1999	2002	99-3002	99-4000	99-3002	DP-3002B	-	70-1858	71-1858-1
Silverado Pickup 3500	2001	2002	99-3002	99-4000	99-3002	DP-3002B	-	70-1858	71-1858-1
Silverado Pickup 3500	1999	2000	99-3002	99-4000	99-3002	DP-3003	95-3003G	70-1858	71-1858-1
Silverado Pickup 3500 (commercial)	2002	2002	99-3002	99-4000	99-3002	DP-3002B	-	70-1858	71-1858-1
Silverado Pickup 3500 (commercial)	2001	2001	99-3002	99-4000	99-3002	DP-3003	95-3003G	70-1858	71-1858-1
Sonic	2017	2018	N/A	N/A	N/A	N/A	N/A	N/A	N/A
Sonic	2012	2016	99-3012G	99-3012G	99-3012G	99-3012G	-	with kit	71-2106
Spark	2016	2018	N/A	N/A	N/A	N/A	N/A	N/A	N/A
Spark	2013	2015	99-3309B	99-3309B	99-3309B	99-3309B	-	with kit	71-2106
Spectrum	1985	1989	N/A	N/A	99-3400	N/A	N/A	70-1782	71-1782
Sprint	1985	1988	DIN opening	DIN opening	DIN opening	N/A	N/A	70-1692	N/A
SS	2014	2017	N/A	N/A	N/A	N/A	N/A	N/A	N/A
SSR	2003	2006	99-2003	99-2001	99-2011	99-2011	-	GM05-01 (A)	71-2003-1
Suburban	2015	2017	99-3015G	99-3015G	99-3015G	99-3015G	-	GM05-LAN-09 (A)	71-2107
Suburban (with nav)	2012	2014	99-3305	99-3305	99-3305	95-3305	-	GM05-LAN-08 (A)	71-2106
Suburban (without nav)	2012	2014	99-3305	99-3305	99-3305	95-3305	-	GM05-LAN-01 (A)	71-2105
Suburban	2007	2011	99-3305	99-3305	99-3305	95-3305	-	GM05-LAN-01 (A)	71-2105

FOOTNOTES:

- (A) Please refer to the AXCESS application chart/catalog for other interfaces available.
- (B) To be used along with the factory brackets.
- (C) Use 98-9306 along with the kit if equipped with heated seats. (U.S. models only)
- (D) Along with part number AX-GMLAN09EXT.
- (E) AX-HYKIA1-SWC available for BlueLink equipped vehicles.

(F) Bose amp only.

(G) Along with part number AX-GMLAN010EXT

(P) Available in multiple colors. Please check with your Salesperson for the available color options.

~~XXXX~~ A cross-through denotes part no longer available through Metra



APPLICATIONS

INTO CAR	TURBO WIRE CONT.		ANTENNA ADAPTERS		ANTENNA WORKS®	
	AMPLIFIED INTO RADIO	BYPASS	OE ANTENNA TO AFRMKT. RADIO	OE RADIO TO AFRMKT. ANTENNA	FIXED ANTENNA	POWER ANTENNA
N/A	N/A	N/A	N/R	N/R	44-CR88	44-PW22
N/A	N/A	N/A	N/R	N/R	44-CR88	44-PW22
70-1859	71-1858-1	N/A	40-GM10	40-GM21	44-GM92	N/A
N/A	N/A	N/A	with 70-1855	40-GM20	44-GM92	N/A
N/A	N/A	N/A	N/R	N/R	44-GM90	N/A
N/A	N/A	N/A	N/R	N/R	44-GM90	N/A
N/A	N/A	N/A	40-GM10	40-GM21	44-GM935	N/A
N/A	N/A	N/A	40-GM10	40-GM20	44-GM935	N/A
N/A	N/A	N/A	40-GM10	40-GM20	44-GM935	N/A
N/A	N/A	N/A	N/R	N/R	44-GM935	N/A
N/A	N/A	N/A	N/R	N/R	44-GM935	N/A
N/A	N/A	N/A	40-GM10	40-GM21	44-GM935	N/A
N/A	N/A	N/A	40-GM10	40-GM21	44-GM935	N/A
N/A	N/A	N/A	40-GM10	40-GM21	44-GM935	N/A
N/A	N/A	N/A	40-GM10	40-GM21	44-GM935	N/A
N/A	N/A	N/A	40-GM10	40-GM21	44-GM935	N/A
N/A	N/A	N/A	40-GM10	40-GM20	44-GM935	N/A
N/A	N/A	N/A	N/R	N/R	44-GM935	N/A
N/A	N/A	N/A	N/R	N/R	44-GM935	N/A
no amp option	no amp option	no amp option	40-EU55	40-EU20	N/A	N/A
GMOS-MOST-01	71-2107	70-2057	40-EU55	40-EU20	N/A	N/A
GMOS-MOST-01	71-2107	70-2057	40-EU10	40-EU20	N/A	N/A
GMOS-LAN-07 (A)	71-2106	N/A	40-EU10	40-EU20	44-GM94B	N/A
GMOS-LAN-02 (A)	71-2105	N/A	40-CR10	40-CR20	44-GM94B	N/A
GMOS-LAN-07 (A)	71-2106	N/A	40-EU10	40-EU20	44-GM94B	N/A
GMOS-LAN-02 (A)	71-2105	N/A	40-CR10	40-CR20	44-GM94B	N/A
GMOS-LAN-02 (A)	71-2105	N/A	40-CR10	40-CR20	44-GM94B	N/A
GMOS-04 (A)	71-2003-1	70-2054	40-GM10	40-GM20	44-GM94B	N/A
GMOS-04 (A)	71-2003-1	70-2054	40-GM10	40-GM20	44-GM94B	N/A
70-1859	71-1858-1	N/A	40-GM10	40-GM21	44-GM94B	N/A
70-1859	71-1858-1	N/A	40-GM10	40-GM21	44-GM94B	N/A
70-1859	71-1858-1	N/A	40-GM10	40-GM21	44-GM94B	N/A
70-1859	71-1858-1	N/A	40-GM10	40-GM21	44-GM94B	N/A
70-1859	71-1858-1	N/A	40-GM10	40-GM21	44-GM94B	N/A
no amp option	no amp option	no amp option	40-EU55	40-EU20	N/A	N/A
no amp option	no amp option	no amp option	40-EU55	40-EU20	44-UA46	N/A
no amp option	no amp option	no amp option	40-EU10	40-EU20	N/A	N/A
N/A	N/A	N/A	40-EU55	40-EU20	44-UA46	N/A
N/A	N/A	N/A	N/R	N/R	44-HD96	N/A
no amp option	no amp option	no amp option	N/R	N/R	N/A	N/A
N/A	N/A	N/A	40-EU10	40-EU20	N/A	N/A
GMOS-04 (A)	71-2003-1	70-2054	40-GM10	40-GM21	IN GLASS	N/A
GMOS-MOST-01	71-2107	70-2057	40-EU55	40-EU20	N/A	N/A
GMOS-LAN-07 (A)	71-2106	N/A	40-EU10	40-EU20	IN GLASS	N/A
GMOS-LAN-02 (A)	71-2105	N/A	40-CR10	40-CR20	IN GLASS	N/A
GMOS-LAN-02 (A)	71-2105	N/A	40-CR10	40-CR20	IN GLASS	N/A

OTHER ANTENNA OPTIONS AVAILABLE:

UNIVERSAL AMPLIFIED ANTENNA: UA20, UA30, UA40, UA50, UA60, UA200

UNIVERSAL PILLAR MOUNT: UP21, UP58

UNIVERSAL SIDE MOUNT: US401, US502, US71

UNIVERSAL FOR LARGE HOLE 1" (25mm): FD80, FD81, FD81B, FD810, GM935, GM935B, UL08, UL10, UL105, UL105B, US03R, US07R, US13, US13B, US14, US20, US30, US30B, UT03R, UT06R, UT10, UT10B, UT183, UT30, UT30B, UT31, UT391, UT391B

UNIVERSAL FOR SMALL HOLES 3/4" (19mm): UL09, UL105, UL105B, UL15, UL15B, UT91, UT91B, UT391, UT391B, UT925B - UI MODELS NORMALLY REQUIRE 9" (23cm) UNDER FENDER CLEARANCE.

@: Applicable only when replacing an existing power antenna (Use of existing antenna base and mounting hardware required or select power antenna base kit for new installation.)

#: Major modification may be required depending on vehicle (Examples: Removal of previous antenna mounting brackets; drilling or cutting to gain access to antenna mounting area or removal of sub fender)



APPLICATIONS

MAKE/MODEL	YEAR		TURBO KITS			DOUBLE-DIN		TURBO WIRE NON-AMPLIFIED	
			OPTION 1	OPTION 2	OPTION 3	OPTION 1	OPTION 2	OPTION 1 INTO CAR	OPTION 2 INTO RADIO
CHEVROLET									
Suburban	2003	2006	99-3301	99-2001	99-2011	99-2011	-	GM05-01 (A)	71-2003-1
Suburban	2000	2002	99-3002	99-4000	99-3002	DP-3002B	-	70-1858	71-1858-1
Suburban	1995	1999	99-3002	99-4000	99-3002	DP-3003	95-3003G	70-1858	71-1858-1
Suburban	1992	1994	N/A	99-3001	99-3000	95-3000	-	70-1855	71-1858
Suburban	1988	1991	99-4544	99-4500	99-4700	N/A	N/A	70-1677-1	71-1677-1
Suburban	1973	1987	87-99-3052	87-99-3052	87-99-3052	N/A	N/A	70-1677-1	71-1677-1
Tahoe	2015	2017	99-3015G	99-3015G	99-3015G	99-3015G	-	GM05-LAN-09 (A)	71-2107
Tahoe (with nav)	2012	2014	99-3305	99-3305	99-3305	95-3305	-	GM05-LAN-08 (A)	71-2106
Tahoe (without nav)	2012	2014	99-3305	99-3305	99-3305	95-3305	-	GM05-LAN-01 (A)	71-2105
Tahoe	2007	2011	99-3305	99-3305	99-3305	95-3305	-	GM05-LAN-01 (A)	71-2105
Tahoe	2003	2006	99-3301	99-2001	99-2011	99-2011	-	GM05-01 (A)	71-2003-1
Tahoe	2000	2002	99-3002	99-4000	99-3002	DP-3002B	-	70-1858	71-1858-1
Tahoe	1995	1999	99-3002	99-4000	99-3002	DP-3003	95-3003G	70-1858	71-1858-1
Tracker	1998	2004	99-2009	99-2003	99-3410	99-2011	-	70-2003	71-2003-1
Trailblazer	2002	2009	99-3301	99-2001	99-2011	99-2011	-	GM05-01 (A)	71-2003-1
Traverse	2018	2019	N/A	N/A	N/A	N/A	N/A	N/A	N/A
Traverse	2013	2017	99-3310B	99-3310B	99-3310B	95-3310B	-	GM05-LAN-01 (A)	71-2105
Traverse	2009	2012	99-3305	99-3305	99-3305	95-3305	-	GM05-LAN-01 (A)	71-2105
Trax	2017	2018	99-3023HG	99-3023HG	99-3023HG	95-3023HG	-	N/A	N/A
Trax	2015	2016	99-3017B	99-3017B	99-3017B	95-3017B	-	GM05-LAN-08 (A)	71-2106
Uplander	2005	2008	99-3304	99-3304	99-3304	95-3304	-	GM05-01 (A)	71-2003-1
Van (full size, Express)	2003	2007	99-2009	99-2001	99-2011	99-2011	-	GM05-01 (A)	71-2003-1
Van (full size, Express)	2001	2002	99-2009	N/A	99-2011	99-2011	-	70-2003	71-2003-1
Van (full size, Express)	1996	2000	99-3002	99-4000	99-3002	N/A	N/A	70-1858	71-1858
Van (full size)	1988	1995	99-4544	99-4500	99-4700	N/A	N/A	70-1858	71-1858
Van (full size)	1986	1987	N/A	N/A	N/A	N/A	N/A	70-1677-1	71-1677-1
Venture Van	2000	2005	99-3301	99-2001	99-2011	99-2011	-	GM05-01 (A)	N/A
Venture Van	1997	1999	99-4000	99-4544	99-3300	N/A	N/A	70-1858	71-1858
CHRYSLER									
200	2017	2017	99-6538B	99-6538B	99-6538B	99-6538B	-	with kit	71-6523
200 (C, Limited, S) (with 5-inch or 8-inch screen)	2015	2016	99-6538B	99-6538B	99-6538B	99-6538B	-	with kit	71-6523
200 (LX) (with 3-inch screen)	2015	2016	99-6518B	99-6518B	99-6518B	99-6518B	-	XSVI-6523-NAV (A)	71-6523
200	2011	2014	99-6511	99-6511	99-6511	95-6511	95-6511-17	XSVI-6522-NAV (A)	71-6522
300 / 300C	2015	2018	N/A	N/A	N/A	N/A	N/A	N/A	N/A
300 / 300C (with 8" screen)	2011	2014	99-6525 (P)	99-6525 (P)	99-6525 (P)	99-6525 (P)	-	with kit	71-6524
300 / 300C	2008	2010	99-6511	99-6511	99-6511	95-6511	95-6511-17	XSVI-6522-NAV (A)	71-6522
300 / 300C (with nav)	2005	2007	99-6510	99-6510	99-6510	99-6510	-	XSVI-6502-NAV (A)	71-6502-1
300 / 300C (without nav)	2005	2007	99-6507	99-6507	99-6507	99-6516B	-	XSVI-6502-NAV (A)	71-6502-1
300M	2002	2004	99-6505	99-6504	99-6503	N/A	N/A	70-6502	71-6502-1
300M	1999	2001	99-6505	99-6504	99-6503	N/A	N/A	70-1817	71-1817
Aspen	2008	2009	99-6511	99-6511	99-6511	95-6511	95-6511-17	XSVI-6522-NAV (A)	71-6522
Aspen (with nav)	2007	2007	99-6510	99-6510	99-6510	99-6510	-	XSVI-6502-NAV (A)	71-6502-1
Aspen (without nav)	2007	2007	99-6507	99-6507	99-6507	N/A	N/A	XSVI-6502-NAV (A)	71-6502-1
Cirrus	1995	2000	99-6000	99-6700	99-6502	N/A	N/A	70-1817	71-1817
Concorde	2002	2004	99-6505	99-6504	99-6503	N/A	N/A	70-6502	71-6502-1
Concorde	1998	2001	99-6505	99-6504	99-6503	N/A	N/A	70-1817	71-1817

FOOTNOTES:

- (A) Please refer to the AXCESS application chart/catalog for other interfaces available.
- (B) To be used along with the factory brackets.
- (C) Use 98-9306 along with the kit if equipped with heated seats. (U.S. models only)
- (D) Along with part number AX-GMLAN09EXT.
- (E) AX-HYKIA1-SWC available for BlueLink equipped vehicles.

(F) Bose amp only.

(G) Along with part number AX-GMLAN010EXT

(P) Available in multiple colors. Please check with your Salesperson for the available color options.

~~XXXX~~ A cross-through denotes part no longer available through Metra

APPLICATIONS

INTO CAR	TURBO WIRE CONT.		ANTENNA ADAPTERS		ANTENNA WORKS®	
	AMPLIFIED INTO RADIO	BYPASS	OE ANTENNA TO AFRMKT. RADIO	OE RADIO TO AFRMKT. ANTENNA	FIXED ANTENNA	POWER ANTENNA
GMOS-04 (A)	71-2003-1	70-2050	40-GM10	40-GM21	44-GM94B	N/A
70-1859	71-1858-1	N/A	40-GM10	40-GM21	44-GM94B	N/A
70-1859	71-1858-1	N/A	40-GM10	40-GM21	44-GM92	N/A
N/A	N/A	N/A	with 70-1855	40-GM20	44-GM92	N/A
N/A	N/A	N/A	40-GM10	40-GM20	44-GM90	N/A
N/A	N/A	N/A	N/R	N/R	44-GM90	N/A
GMOS-MOST-01	71-2107	70-2057	40-EU55	40-EU20	N/A	N/A
GMOS-LAN-07 (A)	71-2106	N/A	40-EU10	40-EU20	IN GLASS	N/A
GMOS-LAN-02 (A)	71-2105	N/A	40-CR10	40-CR20	IN GLASS	N/A
GMOS-LAN-02 (A)	71-2105	N/A	40-CR10	40-CR20	IN GLASS	N/A
GMOS-04 (A)	71-2003-1	70-2050	40-GM10	40-GM21	44-GM94B	N/A
70-1859	71-1858-1	N/A	40-GM10	40-GM21	44-GM92	N/A
70-1859	71-1858-1	N/A	40-GM10	40-GM21	44-GM92	N/A
N/A	N/A	N/A	40-GM10	40-GM20	44-GM68	N/A
GMOS-04 (A)	71-2003-1	70-2054	40-GM10	40-GM20	N/A	N/A
N/A	N/A	N/A	N/A	N/A	N/A	N/A
GMOS-LAN-02 (A)	71-2105	N/A	40-CR10	40-CR20	N/A	N/A
GMOS-LAN-02 (A)	71-2105	N/A	40-CR10	40-CR20	N/A	N/A
N/A	N/A	N/A	40-EU55	40-EU20	N/A	N/A
GMOS-LAN-07 (A)	71-2106	N/A	40-EU55	40-EU20	N/A	N/A
GMOS-04 (A)	71-2003-1	N/A	40-GM10	40-GM20	N/A	N/A
GMOS-04 (A)	71-2003-1	N/A	40-GM10	40-GM21	44-GM935	N/A
N/A	N/A	N/A	40-GM10	40-GM21	44-GM935	N/A
N/A	N/A	N/A	40-GM10	40-GM21	44-GM935	44-PWZ2
N/A	N/A	N/A	40-GM10	40-GM21	44-GM935	44-PWZ2
N/A	N/A	N/A	N/R	N/R	44-GM935	N/A
GMOS-04 (A)	71-2003-1	N/A	40-GM10	40-GM21	44-GM935	N/A
N/A	N/A	N/A	40-GM10	40-GM21	IN GLASS	N/A
with kit	71-6523	N/A	40-EU55	40-EU20	N/A	N/A
with kit	71-6523	N/A	40-EU55	40-EU20	N/A	N/A
no amp option	no amp option	no amp option	40-EU55	40-EU20	N/A	N/A
CHTO-03 (A)	71-6522	N/A	40-EU10	40-EU20	IN GLASS	N/A
N/A	N/A	N/A	40-EU10	40-EU20	IN GLASS	N/A
with kit	71-6524	N/A	40-EU55	40-EU20	IN GLASS	N/A
CHTO-03 (A)	71-6522	N/A	40-EU10	40-EU20	IN GLASS	N/A
CHTO-01 (A)	71-6502-1	70-6514	40-CR10	40-CR20	IN GLASS	N/A
CHTO-01 (A)	71-6502-1	70-6514	40-CR10	40-CR20	IN GLASS	N/A
N/A	N/A	N/A	40-CR10	40-CR20	IN GLASS	44-PWZ2
70-1818	71-1817	N/A	N/R	N/R	IN GLASS	44-PWZ2
CHTO-03 (A)	71-6522	N/A	40-EU10	40-EU20	N/A	N/A
CHTO-01 (A)	71-6502-1	70-6514	40-CR10	40-CR20	N/A	N/A
CHTO-01 (A)	71-6502-1	70-6514	40-CR10	40-CR20	N/A	N/A
70-1818	71-1817	N/A	N/R	N/R	44-GM935	44-PWZ2
70-6503	71-6502-1	N/A	40-CR10	40-CR20	IN GLASS	44-PWZ2
70-1818	71-1817	N/A	N/R	N/R	IN GLASS	44-PWZ2

OTHER ANTENNA OPTIONS AVAILABLE:

UNIVERSAL AMPLIFIED ANTENNA: UA20, UA30, UA40, UA50, UA60, UA200

UNIVERSAL PILLAR MOUNT: UP21, UP58

UNIVERSAL SIDE MOUNT: US401, US502, US71

UNIVERSAL FOR LARGE HOLE 1" (25mm): FD80, FD81, FD81B, FD810, GM935, GM935B, UL08, UL10, UL105, UL105B, US03R, US07R, US13, US13B, US14, US20, US30, US30B, UT03R, UT06R, UT10, UT10B, UT183, UT30, UT30B, UT31, UT391, UT391B

UNIVERSAL FOR SMALL HOLES 3/4" (19mm): UL09, UL105, UL105B, UL15, UL15B, UT91, UT91B, UT391, UT391B, UT925B - UI MODELS NORMALLY REQUIRE 9" (23cm) UNDER FENDER CLEARANCE.

@: Applicable only when replacing an existing power antenna (Use of existing antenna base and mounting hardware required or select power antenna base kit for new installation.)

#: Major modification may be required depending on vehicle (Examples: Removal of previous antenna mounting brackets; drilling or cutting to gain access to antenna mounting area or removal of sub fender)



APPLICATIONS

MAKE/MODEL	YEAR	SINGLE-DIN			TURBO KITS		DOUBLE-DIN		TURBO WIRE NON-AMPLIFIED	
		OPTION 1	OPTION 2	OPTION 3	OPTION 1	OPTION 2	OPTION 1 INTO CAR	OPTION 2 INTO RADIO		
CHRYSLER										
Concorde	1993	1997	99-6000	99-6000	99-6000	N/A	N/A	70-1817	71-1817	
Cordoba	1975	1983	99-6501	99-6500	99-6700	N/A	N/A	N/A	N/A	
Crossfire	2004	2006	DIN opening	DIN opening	DIN opening	N/A	N/A	70-9401	71-9401-EU	
E-Class	1984	1993	99-6501	99-6500	99-6700	N/A	N/A	70-1817	71-1817	
E-Class	1983	1983	99-6501	99-6500	99-6700	N/A	N/A	N/A	N/A	
Fifth Avenue	1984	1993	99-6501	99-6500	99-6700	N/A	N/A	70-1817	71-1817	
Fifth Avenue	1979	1983	99-6501	99-6500	99-6700	N/A	N/A	N/A	N/A	
Horizon	1978	1983	99-6501	99-6500	99-6700	N/A	N/A	N/A	N/A	
Imperial	1990	1993	99-6501	99-6500	99-6700	N/A	N/A	70-1817	71-1817	
LHS	1999	2001	99-6505	99-6504	99-6503	N/A	N/A	70-1817	71-1817	
LHS	1995	1998	99-6000	99-6000	99-6000	N/A	N/A	70-1817	71-1817	
Laser (1990-1994 see Plymouth)	1984	1989	99-6501	99-6500	99-6700	N/A	N/A	70-1817	71-1817	
LeBaron, LeBaron GTS	1984	1995	99-6501	99-6500	99-6700	N/A	N/A	70-1817	71-1817	
LeBaron	1977	1983	99-6501	99-6500	99-6700	N/A	N/A	N/A	N/A	
Newport	1977	1980	99-6501	99-6229	99-6700	N/A	N/A	N/A	N/A	
New Yorker	1994	1996	99-6501	99-6229	99-6700	N/A	N/A	70-1817	71-1817	
New Yorker	1984	1993	99-6501	99-6500	99-6700	N/A	N/A	70-1817	71-1817	
New Yorker	1975	1983	99-6501	99-6500	99-6700	N/A	N/A	N/A	N/A	
Pacifica (all except LX)	2017	2017	99-6543HG	99-6543HG	99-6543HG	99-6543HG	-	with kit	N/A	
Pacifica (LX)	2017	2017	N/A	N/A	N/A	N/A	-	with kit	N/A	
Pacifica	2004	2008	99-6506	99-6506	99-6506	95-6506B	N/A	70-6502	71-6502-1	
PT Cruiser	2006	2010	99-6507	99-6507	99-6507	95-6533B	-	XSVI-6502-NAV (A)	71-6502-1	
PT Cruiser	2002	2005	99-6505	99-6504	99-6503	N/A	N/A	70-6502	71-6502-1	
PT Cruiser	2001	2001	99-6505	99-6504	99-6503	N/A	N/A	70-1817	71-1817	
Prowler	1997	2002	99-6000	N/A	99-6700	N/A	N/A	N/A	N/A	
Sebring	2007	2010	99-6511	99-6511	99-6511	95-6511	95-6511-17	XSVI-6522-NAV (A)	71-6522	
Sebring Convertible	2002	2006	99-6505	99-6504	99-6503	N/A	N/A	70-6502	71-6502-1	
Sebring Convertible	2001	2001	99-6505	99-6504	99-6503	N/A	N/A	70-1817	71-1817	
Sebring Convertible	1996	2000	99-6000	99-6700	99-6502	N/A	N/A	70-1817	71-1817	
Sebring Coupe	2002	2006	99-6505	99-6504	99-6503	N/A	N/A	70-1817	71-1817	
Sebring Coupe/ Sedan	2001	2001	99-6505	99-6504	99-6503	N/A	N/A	70-1817	71-1817	
Sebring Coupe/ Sedan	1995	2000	99-6000	99-6700	99-1000	N/A	N/A	70-1817	71-1817	
Sebring Sedan	2002	2005	99-6505	99-6504	99-6503	N/A	N/A	70-6502	71-6502-1	
Town & Country	2008	2017	99-6511	99-6511	99-6511	95-6511	95-6511-17	XSVI-6522-NAV (A)	71-6522	
Town & Country	2005	2007	99-6505	99-6504	99-6503	95-6539	N/A	70-6502	71-6502-1	
Town & Country	2002	2004	99-6505	99-6504	99-6503	95-6539	N/A	70-6502	71-6502-1	
Town & Country	2001	2001	99-6505	99-6504	99-6503	95-6539	N/A	70-1817	71-1817	
Town & Country	1999	2000	99-6501	99-6500	99-6700	N/A	N/A	70-1817	71-1817	
Town & Country	1990	1998	99-6501	99-6500	99-6700	N/A	N/A	70-1817	71-1817	
Voyager	2002	2003	99-6505	99-6504	99-6503	95-6539	N/A	70-6502	71-6502-1	
Voyager	2001	2001	99-6505	99-6504	99-6503	95-6539	N/A	70-1817	71-1817	
Voyager, Grand Voyager	2000	2000	99-6000	99-6700	99-6502	95-6539	N/A	70-1817	71-1817	
DAEWOO										
Lanos	1999	2002	N/A	N/A	99-8800	99-9999 (B)	-	70-8405	71-8405	
Leganza	1999	2002	N/A	N/A	99-8800	99-9999 (B)	-	70-8405	71-8405	
Nubira	1999	2002	N/A	N/A	99-8800	99-9999 (B)	-	70-8405	71-8405	

FOOTNOTES:

- (A) Please refer to the AXCESS application chart/catalog for other interfaces available.
- (B) To be used along with the factory brackets.
- (C) Use 98-9306 along with the kit if equipped with heated seats. (U.S. models only)
- (D) Along with part number AX-GMLAN09EXT.
- (E) AX-HYKIA1-SWC available for BlueLink equipped vehicles.

(F) Bose amp only.

(G) Along with part number AX-GMLAN010EXT

(P) Available in multiple colors. Please check with your Salesperson for the available color options.

~~X~~ A cross-through denotes part no longer available through Metra



APPLICATIONS

INTO CAR	TURBO WIRE CONT.		ANTENNA ADAPTERS		ANTENNA WORKS®	
	AMPLIFIED INTO RADIO	BYPASS	OE ANTENNA TO AFTRMKT. RADIO	OE RADIO TO AFTRMKT. ANTENNA	FIXED ANTENNA	POWER ANTENNA
70-1818	71-1817	N/A	N/R	N/R	44-GM935	44-PWZ2
N/A	N/A	N/A	N/R	N/R	44-UL15	44-PWZ2
N/A	N/A	N/A	40-EU10	40-EU20	IN GLASS	N/A
70-1818	71-1817	N/A	N/R	N/R	44-GM935	N/A
N/A	N/A	N/A	N/R	N/R	44-GM935	N/A
70-1818	71-1817	N/A	N/R	N/R	44-CR87	44-PWZ2
N/A	N/A	N/A	N/R	N/R	N/A	44-PWZ2
N/A	N/A	N/A	N/R	N/R	N/A	N/A
70-1818	71-1817	N/A	N/R	N/R	44-GM935	44-PWZ2
70-1818	71-1817	N/A	N/R	N/R	IN GLASS	44-PWZ2
70-1818	71-1817	N/A	N/R	N/R	44-GM935	44-PWZ2
70-1818	71-1817	N/A	N/R	N/R	44-GM935	44-PWZ2
N/A	N/A	N/A	N/R	N/R	44-GM93	44-PWZ2
N/A	N/A	N/A	N/R	N/R	N/A	44-PWZ2
N/A	N/A	N/A	N/R	N/R	N/A	N/A
70-1818	71-1817	N/A	N/R	N/R	44-GM935	44-PWZ2
N/A	N/A	N/A	N/R	N/R	44-GM935	N/A
N/A	N/A	N/A	N/R	N/R	44-GM935	N/A
with kit	N/A	N/A	40-EU55	40-EU20	N/A	N/A
with kit	N/A	N/A	40-EU55	40-EU20	N/A	N/A
CHTO-02	71-6502-1	70-6506	40-CR10	40-CR20	IN GLASS	N/A
CHTO-01 (A)	71-6502-1	N/A	40-CR10	40-CR20		N/A
N/A	71-6502-1	N/A	40-CR10	40-CR20		N/A
70-1818	71-1817	N/A	N/R	N/R		N/A
N/A	N/A	N/A	N/R	N/R	44-GM935	44-PWZ2
CHTO-03 (A)	71-6522	N/A	40-EU10	40-EU20	44-UA42	N/A
70-6503	71-6502-1	N/A	40-CR10	40-CR20	44-GM935	N/A
70-1818	71-1817	N/A	N/R	N/R	44-GM935	N/A
70-1818	71-1817	N/A	N/R	N/R	44-GM935	44-PWZ2
70-1818	71-1817	N/A	N/R	N/R	44-GM935	N/A
70-1818	71-1817	N/A	N/R	N/R	44-GM935	N/A
70-1818	71-1817	N/A	N/R	N/R	44-CR88	44-PWZ2
70-6503	71-6502-1	N/A	40-CR10	40-CR20	44-GM935	N/A
CHTO-03 (A)	71-6522	N/A	40-EU10	40-EU20	44-GM935	N/A
N/A	71-6502-1	70-6504	40-CR10	40-CR20	44-GM935	N/A
N/A	71-6502-1	N/A	40-CR10	40-CR20	44-GM935	N/A
N/A	71-1817	N/A	N/R	N/R	44-CR88	N/A
N/A	N/A	N/A	N/R	N/R	44-CR88	N/A
N/A	N/A	N/A	N/R	N/R	44-GM93	N/A
N/A	71-6502-1	N/A	40-CR10	40-CR20	IN GLASS	N/A
N/A	71-1817	N/A	N/R	N/R	44-CR88	44-PWZ2
N/A	71-1817	N/A	N/R	N/R	44-CR88	44-PWZ2
N/A	N/A	N/A	N/R	N/R	44-CR88?	N/A
N/A	N/A	N/A	N/R	N/R	44-GM935?	N/A
N/A	N/A	N/A	N/R	N/R	44-GM935?	N/A

OTHER ANTENNA OPTIONS AVAILABLE:

UNIVERSAL AMPLIFIED ANTENNA: UA20, UA30, UA40, UA50, UA60, UA200

UNIVERSAL PILLAR MOUNT: UP21, UP58

UNIVERSAL SIDE MOUNT: US401, US502, US71

UNIVERSAL FOR LARGE HOLE 1" (25mm): FD80, FD81, FD81B, FD810, GM935, GM935B, UL08, UL10, UL105, UL105B, US03R, US07R, US13, US13B, US14, US20, US30, US30B, UT03R, UT06R, UT10, UT10B, UT183, UT30, UT30B, UT31, UT391, UT391B

UNIVERSAL FOR SMALL HOLES 3/4" (19mm): UL09, UL105, UL105B, UL15, UL15B, UT91, UT91B, UT391, UT391B, UT925B - UI MODELS NORMALLY REQUIRE 9" (23cm) UNDER FENDER CLEARANCE.

@: Applicable only when replacing an existing power antenna (Use of existing antenna base and mounting hardware required or select power antenna base kit for new installation.)

#: Major modification may be required depending on vehicle (Examples: Removal of previous antenna mounting brackets; drilling or cutting to gain access to antenna mounting area or removal of sub fender)



APPLICATIONS

MAKE/MODEL	YEAR	SINGLE-DIN			TURBO KITS		DOUBLE-DIN		TURBO WIRE NON-AMPLIFIED	
		OPTION 1	OPTION 2	OPTION 3	OPTION 1	OPTION 2	OPTION 1 INTO CAR	OPTION 2 INTO RADIO		
DODGE										
Aries	1984	1989	99-6501	99-6500	99-6700	N/A	N/A	70-1817	71-1817	
Aries	1981	1983	99-6501	99-6500	99-6700	N/A	N/A	N/A	N/A	
Aspen	1976	1980	99-6501	99-6500	99-6700	N/A	N/A	N/A	N/A	
Avenger	2008	2014	99-6511	99-6511	99-6511	95-6511	95-6511-17	XSVI-6522-NAV (A)	71-6522	
Avenger	1995	2000	99-6501	99-6700	99-1000	N/A	N/A	70-1817	71-1817	
Caliber	2009	2012	99-6511	99-6511	99-6511	95-6511	95-6511-17	XSVI-6522-NAV (A)	71-6522	
Caliber (with nav)	2007	2008	99-6510	99-6510	99-6510	99-6510	-	XSVI-6502-NAV (A)	71-6502-1	
Caliber (without nav)	2007	2008	99-6507	99-6507	99-6507	95-6534B	-	XSVI-6502-NAV (A)	71-6502-1	
Caravan / Grand Caravan	2008	2017	99-6511	99-6511	99-6511	95-6511	95-6511-17	XSVI-6522-NAV (A)	71-6522	
Caravan, Grand Caravan	2005	2007	99-6505	99-6504	99-6503	95-6539	N/A	70-6502	71-6502-1	
Caravan, Grand Caravan	2002	2004	99-6505	99-6504	99-6503	95-6539	N/A	70-6502	71-6502-1	
Caravan, Grand Caravan	2001	2001	99-6505	99-6504	99-6503	95-6539	N/A	70-1817	71-1817	
Caravan	1996	2000	99-6501	99-6500	99-6700	N/A	N/A	70-1817	71-1817	
Caravan	1984	1995	99-6501	99-6500	99-6700	N/A	N/A	70-1817	71-1817	
Challenger (with 8.4-inch screen)	2015	2017	N/A	N/A	N/A	N/A	N/A	N/A	N/A	
Challenger (with 5.0-inch screen)	2015	2017	N/A	N/A	N/A	N/A	N/A	N/A	N/A	
Challenger	2008	2014	99-6511	99-6511	99-6511	95-6511	95-6511-17	XSVI-6522-NAV (A)	71-6522	
Charger (with 8.4-inch screen)	2015	2017	N/A	N/A	N/A	N/A	N/A	N/A	N/A	
Charger (with 5.0-inch screen)	2015	2017	N/A	N/A	N/A	N/A	N/A	N/A	N/A	
Charger	2011	2014	99-6514B	99-6514B	99-6514B	99-6514B	-	with kit	71-6524	
Charger	2008	2010	99-6511	99-6511	99-6511	95-6511	95-6511-17	XSVI-6522-NAV (A)	71-6522	
Charger (with nav)	2005	2007	99-6510	99-6510	99-6510	99-6510	99-6519 (P)	XSVI-6502-NAV (A)	71-6502-1	
Charger (without nav)	2005	2007	99-6507	99-6507	99-6507	99-6519 (P)	-	XSVI-6502-NAV (A)	71-6502-1	
Charger	1984	1987	99-6501	99-6500	99-6700	N/A	N/A	70-1817	71-1817	
Charger	1974	1983	99-6501	99-6500	99-6700	N/A	N/A	N/A	N/A	
Colt	1993	1994	99-7001	N/A	N/A	N/A	N/A	70-1743	71-1743	
Colt	1987	1992	99-7000	N/A	N/A	N/A	N/A	70-1743	71-1743	
Colt	1985	1986	N/A	N/A	N/A	N/A	N/A	N/A	N/A	
Colt Vista	1992	1994	99-7001	99-7000	N/A	N/A	N/A	70-1743	71-1743	
Colt Vista	1987	1991	N/A	N/A	N/A	N/A	N/A	70-1743	71-1743	
Colt Vista	1986	1986	N/A	N/A	N/A	N/A	N/A	N/A	N/A	
D-50 Pickup	1987	1993	99-7000	N/A	N/A	N/A	N/A	70-1743	71-1743	
Dakota	2008	2011	99-6511	99-6511	99-6511	95-6511	95-6511-17	XSVI-6522-NAV (A)	71-6522	
Dakota	2005	2007	99-6507	99-6507	99-6507	N/A	N/A	XSVI-6502-NAV (A)	71-6502-1	
Dakota	2002	2004	99-6505	99-6504	99-6503	95-6547B	-	70-6502	71-6502-1	
Dakota	2001	2001	99-6505	99-6504	99-6503	95-6547B	-	70-1817	71-1817	
Dakota	1997	2000	99-6501	99-6500	99-6700	95-6542	N/A	70-1817	71-1817	
Dakota	1987	1996	99-6501	99-6500	99-6700	N/A	N/A	70-1817	71-1817	
Dart (with 8.4-inch LCD display)	2013	2014	N/A	N/A	N/A	N/A	N/A	N/A	71-6523	
Dart (without 8.4-inch LCD display)	2013	2016	99-6517HG	99-6517HG	99-6517HG	99-6517HG	-	XSVI-6523-NAV (A)	71-6523	
Daytona	1984	1993	99-6501	99-6500	99-6700	N/A	N/A	70-1817	71-1817	
Diplomat	1984	1989	99-6501	99-6500	99-6700	N/A	N/A	70-1817	71-1817	
Diplomat	1980	1983	99-6501	99-6500	99-6700	N/A	N/A	N/A	N/A	
Durango	2018	2018	N/A	N/A	N/A	N/A	N/A	N/A	N/A	
Durango	2014	2017	99-6537B	99-6537B	99-6537B	99-6537B	-	with kit	N/A	
Durango	2011	2013	99-6513B	99-6513B	99-6513B	95-6513B	-	XSVI-6522-NAV (A)	71-6522	

FOOTNOTES:

- (A) Please refer to the AXCESS application chart/catalog for other interfaces available.
- (B) To be used along with the factory brackets.
- (C) Use 98-9306 along with the kit if equipped with heated seats. (U.S. models only)
- (D) Along with part number AX-GMLAN09EXT.
- (E) AX-HYKIA1-SWC available for BlueLink equipped vehicles.

(F) Bose amp only.

(G) Along with part number AX-GMLAN010EXT

(P) Available in multiple colors. Please check with your Salesperson for the available color options.

~~XXXX~~ A cross-through denotes part no longer available through Metra

APPLICATIONS

INTO CAR	TURBO WIRE CONT.		ANTENNA ADAPTERS		ANTENNA WORKS®	
	AMPLIFIED INTO RADIO	BYPASS	OE ANTENNA TO AFRMKT. RADIO	OE RADIO TO AFRMKT. ANTENNA	FIXED ANTENNA	POWER ANTENNA
70-1818	71-1817	N/A	N/R	N/R	44-CR87	44-PWZ2
N/A	N/A	N/A	N/R	N/R	N/A	44-PWZ2
N/A	N/A	N/A	N/R	N/R	N/A	44-PWZ2
CHTO-03 (A)	71-6522	N/A	40-EU10	40-EU20	44-UA42	N/A
70-1818	71-1817	N/A	N/R	N/R	44-UT91	44-PW530
CHTO-03 (A)	71-6522	N/A	40-EU10	40-EU20	44-CR88	N/A
CHTO-01 (A)	71-6502-1	70-6504	40-CR10	40-CR20	44-CR88	N/A
CHTO-01 (A)	71-6502-1	70-6504	40-CR10	40-CR20	44-CR88	N/A
CHTO-03 (A)	71-6522	N/A	40-EU10	40-EU20	44-GM935	N/A
N/A	71-6502-1	70-6504	40-CR10	40-CR20	44-GM935	N/A
N/A	71-6502-1	N/A	40-CR10	40-CR20	44-GM935	N/A
N/A	71-1817	N/A	N/R	N/R	44-GM935	N/A
70-1818	71-1817	N/A	N/R	N/R	44-CR88	UA
70-1818	71-1817	N/A	N/R	N/R	44-GM93	N/A
N/A	N/A	N/A	40-EU10	40-EU20	N/A	N/A
N/A	N/A	N/A	N/A	N/A	N/A	N/A
CHTO-03 (A)	71-6522	N/A	40-EU10	40-EU20	IN GLASS	N/A
N/A	N/A	N/A	N/A	N/A	N/A	N/A
N/A	N/A	N/A	N/A	N/A	N/A	N/A
with kit	71-6524	N/A	40-EU55	40-EU20	IN GLASS	N/A
CHTO-03 (A)	71-6522	N/A	40-EU10	40-EU20	IN GLASS	N/A
CHTO-01 (A)	71-6502-1	70-6514	40-CR10	40-CR20	IN GLASS	N/A
CHTO-01 (A)	71-6502-1	70-6514	40-CR10	40-CR20	IN GLASS	N/A
70-1818	71-1817	N/A	N/R	N/R	44-CR87	44-PWZ2
N/A	N/A	N/A	N/R	N/R	N/A	44-PWZ2
N/A	N/A	N/A	N/R	N/R	44-CR17	N/A
N/A	N/A	N/A	N/R	N/R	44-CR88	44-PWZ2
N/A	N/A	N/A	N/R	N/R	44-CR16	N/A
N/A	N/A	N/A	N/R	N/R	44-TY21	N/A
N/A	N/A	N/A	N/R	N/R	44-TY21	N/A
N/A	N/A	N/A	N/R	N/R	44-TY21	N/A
N/A	N/A	N/A	N/R	N/R	44-CR16	44-PWZ2@
CHTO-03 (A)	71-6522	N/A	40-EU10	40-EU20	44-GM935	N/A
CHTO-01 (A)	71-6502-1	70-6514	40-CR10	40-CR20	44-GM935	N/A
70-6503	71-6502-1	N/A	40-CR10	40-CR20	44-CR88	N/A
70-1818	71-1817	70-6505	N/R	N/R	44-CR88	N/A
70-1818	71-1817	70-6505	N/R	N/R	44-CR88	N/A
70-1818	71-1817	N/A	N/R	N/R	44-CR87	44-PWZ2@
N/A	71-6523	N/A	40-EU55	40-EU20	N/A	N/A
no amp option	no amp option	no amp option	40-EU55	40-EU20	N/A	N/A
70-1818	71-1817	N/A	N/R	N/R	44-CR87	44-PWZ2
70-1818	71-1817	N/A	N/R	N/R	44-GM935	44-PWZ2
N/A	N/A	N/A	N/R	N/R	44-GM935	N/A
N/A	N/A	N/A	40-EU55	40-EU20	N/A	N/A
with kit	N/A	N/A	40-EU55	40-EU20	N/A	N/A
CHTO-03 (A)	71-6522	N/A	40-EU10	40-EU20	IN GLASS	N/A

OTHER ANTENNA OPTIONS AVAILABLE:

UNIVERSAL AMPLIFIED ANTENNA: UA20, UA30, UA40, UA50, UA60, UA200

UNIVERSAL PILLAR MOUNT: UP21, UP58

UNIVERSAL SIDE MOUNT: US401, US502, US71

UNIVERSAL FOR LARGE HOLE 1" (25mm): FD80, FD81, FD81B, FD810, GM935, GM935B, UL08, UL10, UL105, UL105B, US03R, US07R, US13, US13B, US14, US20, US30, US30B, UT03R, UT06R, UT10, UT10B, UT183, UT30, UT30B, UT31, UT391, UT391B

UNIVERSAL FOR SMALL HOLES 3/4" (19mm): UL09, UL105, UL105B, UL15, UL15B, UT91, UT91B, UT391, UT391B, UT925B - UI MODELS NORMALLY REQUIRE 9" (23cm) UNDER FENDER CLEARANCE.

@: Applicable only when replacing an existing power antenna (Use of existing antenna base and mounting hardware required or select power antenna base kit for new installation.)

#: Major modification may be required depending on vehicle (Examples: Removal of previous antenna mounting brackets; drilling or cutting to gain access to antenna mounting area or removal of sub fender)

APPLICATIONS

MAKE/MODEL	YEAR	TURBO KITS					TURBO WIRE NON-AMPLIFIED		
		SINGLE-DIN OPTION 1	SINGLE-DIN OPTION 2	TURBO KITS OPTION 3	DOUBLE-DIN OPTION 1	DOUBLE-DIN OPTION 2	OPTION 1 INTO CAR	OPTION 2 INTO RADIO	
DODGE									
Durango	2008	2009	99-6511	99-6511	99-6511	95-6511	95-6511-17	XSVI-6522-NAV (A)	71-6522
Durango (with nav)	2004	2007	99-6510	99-6510	99-6510	99-6510	-	XSVI-6502-NAV (A)	71-6502-1
Durango (without nav)	2004	2007	99-6507	99-6507	99-6507	95-6533B	-	XSVI-6502-NAV (A)	71-6502-1
Durango	2002	2003	99-6505	99-6504	99-6503	95-6547B	-	70-6502	71-6502-1
Durango	2001	2001	99-6505	99-6504	99-6503	95-6547B	-	70-1817	71-1817
Durango	1998	2000	99-6501	99-6500	99-6700	95-6542	N/A	70-1817	71-1817
Dynasty	1988	1993	99-6501	99-6500	99-6700	N/A	N/A	70-1817	71-1817
Intrepid	2002	2004	99-6505	99-6504	99-6503	N/A	N/A	70-6502	71-6502-1
Intrepid	1998	2001	99-6505	99-6504	99-6503	N/A	N/A	70-1817	71-1817
Intrepid	1993	1997	99-6000	99-6000	99-6000	N/A	N/A	70-1817	71-1817
Journey	2011	2018	99-6520B	99-6520B	99-6520B	99-6520B	-	with kit	71-6524
Journey	2009	2010	99-6511	99-6511	99-6511	95-6511	95-6511-17	XSVI-6522-NAV (A)	71-6522
Lancer	1986	1989	99-6501	99-6500	99-6700	N/A	N/A	70-1817	71-1817
Magnum	2008	2009	99-6511	99-6511	99-6511	95-6511	95-6511-17	XSVI-6522-NAV (A)	71-6522
Magnum (with nav)	2005	2007	99-6510	99-6510	99-6510	99-6519 (P)	-	XSVI-6502-NAV (A)	71-6502-1
Magnum (without nav)	2005	2007	99-6507	99-6507	99-6507	99-6519 (P)	-	XSVI-6502-NAV (A)	71-6502-1
Mirada	1983	1983	99-6501	99-6500	99-6700	N/A	N/A	N/A	N/A
Mirada	1979	1982	99-6501	99-6229	99-6700	N/A	N/A	N/A	N/A
Monaco	1990	1992	N/A	N/A	N/A	N/A	N/A	70-1002	71-1002
Neon	2002	2006	99-6505	99-6504	99-6503	N/A	N/A	70-6502	71-6502
Neon	2000	2001	99-6505	99-6504	99-6503	N/A	N/A	70-1817	71-1817
Neon	1995	1999	99-6501	99-6500	99-6700	N/A	N/A	70-1817	71-1817
Nitro	2007	2011	99-6511	99-6511	99-6511	95-6511	95-6511-17	XSVI-6522-NAV (A)	71-6522
Omni	1984	1990	99-6501	99-6500	99-6700	N/A	N/A	70-1817	71-1817
Omni	1978	1983	99-6501	99-6500	99-6700	N/A	N/A	N/A	N/A
Raider	1987	1989	99-7000	N/A	N/A	N/A	N/A	70-1743	71-1743
Ram Pickup	2012	up	see ram	see ram	see ram	see ram	see ram	see ram	see ram
Ram Pickup: 1500	2009	2011	99-6511	99-6511	99-6511	95-6511	95-6511-17	XSVI-6522-NAV (A)	71-6522
Ram Pickup 1500 (with nav)	2006	2008	99-6510	99-6510	99-6510	99-6510	-	XSVI-6502-NAV (A)	71-6502-1
Ram Pickup 1500 (without nav)	2006	2008	99-6507	99-6507	99-6507	95-6528B	-	XSVI-6502-NAV (A)	71-6502-1
Ram Pickup 1500	2005	2005	99-6505	99-6504	99-6503	95-6522B	-	70-6502	71-6502-1
Ram Pickup 1500 (SRT w/ handsfree)	2004	2004	99-6505	99-6504	99-6503	95-6522B	-	70-6502	71-6502-1
Ram Pickup 1500 (SRT w/o handsfree)	2004	2004	99-6505	99-6504	99-6503	95-6522B	-	70-6502	71-6502-1
Ram Pickup 1500	2004	2004	99-6505	99-6504	99-6503	95-6522B	-	70-6502	71-6502-1
Ram Pickup 1500	2002	2003	99-6505	99-6504	99-6503	95-6522B	-	70-6502	71-6502-1
Ram Pickup 1500	1994	2001	99-6501	99-6500	99-6700	N/A	N/A	70-1817	71-1817
Ram Pickup: 2500 / 3500	2010	2011	99-6511	99-6511	99-6511	95-6511	95-6511-17	XSVI-6522-NAV (A)	71-6522
Ram Pickup 2500 / 3500 (with nav)	2006	2009	99-6510	99-6510	99-6510	99-6510	-	XSVI-6502-NAV (A)	71-6502-1
Ram Pickup 2500 / 3500 (without nav)	2006	2009	99-6507	99-6507	99-6507	95-6528B	-	XSVI-6502-NAV (A)	71-6502-1
Ram Pickup 2500 / 3500	2005	2005	99-6505	99-6504	99-6503	95-6522B	-	70-6502	71-6502-1
Ram Pickup 2500 / 3500	2004	2004	99-6505	99-6504	99-6503	95-6522B	-	70-6502	71-6502-1
Ram Pickup 2500 / 3500	2003	2003	99-6505	99-6504	99-6503	95-6522B	-	70-6502	71-6502-1
Ram Pickup 2500 / 3500	2002	2002	99-6501	99-6500	99-6700	N/A	N/A	70-1817	71-1817
Ram Pickup 2500 / 3500	1994	2001	99-6501	99-6500	99-6700	N/A	N/A	70-1817	71-1817
Ram Pickup 150 / 250 / 350	1984	1993	99-6501	99-6500	99-6700	N/A	N/A	70-1817	71-1817
Ram Pickup 150 / 250 / 350	1974	1983	99-6501	99-6500	99-6700	N/A	N/A	N/A	N/A

FOOTNOTES:

- (A) Please refer to the AXCESS application chart/catalog for other interfaces available.
- (B) To be used along with the factory brackets.
- (C) Use 98-9306 along with the kit if equipped with heated seats. (U.S. models only)
- (D) Along with part number AX-GMLAN09EXT.
- (E) AX-HYKIA1-SWC available for BlueLink equipped vehicles.

(F) Bose amp only.

(G) Along with part number AX-GMLAN010EXT

(P) Available in multiple colors. Please check with your Salesperson for the available color options.

~~XXXX~~ A cross-through denotes part no longer available through Metra

APPLICATIONS

INTO CAR	TURBO WIRE CONT.		ANTENNA ADAPTERS		ANTENNA WORKS®	
	AMPLIFIED INTO RADIO	BYPASS	OE ANTENNA TO AFTRMKT. RADIO	OE RADIO TO AFTRMKT. ANTENNA	FIXED ANTENNA	POWER ANTENNA
CHTO-03 (A)	71-6522	N/A	40-EU10	40-EU20		N/A
CHTO-01 (A)	71-6502-1	70-6514	40-CR10	40-CR20	44-CR88	N/A
CHTO-01 (A)	71-6502-1	70-6514	40-CR10	40-CR20	44-CR88	N/A
70-6503	71-6502-1	N/A	40-CR10	40-CR20	44-CR88	N/A
70-1818	71-1817	N/A	N/R	N/R	44-CR88	N/A
70-1818	71-1817	N/A	N/R	N/R	44-CR88	N/A
70-1818	71-1817	N/A	N/R	N/R	44-CR87	44-PWZ2
70-6503	71-6502-1	N/A	40-CR10	40-CR20	44-GM935	44-PWZ2
70-1818	71-1817	N/A	N/R	N/R	44-GM935	44-PWZ2
70-1818	71-1817	N/A	N/R	N/R	44-GM935	44-PWZ2
with kit	71-6524	N/A	40-EU10	40-EU20	N/A	N/A
CHTO-03 (A)	71-6522	N/A	40-EU10	40-EU20	44-UA46	N/A
N/A	N/A	N/A	N/R	N/R	44-GM935	N/A
CHTO-03 (A)	71-6522	N/A	40-EU10	40-EU20	IN GLASS	N/A
CHTO-01 (A)	71-6502-1	70-6514	40-CR10	40-CR20	IN GLASS	N/A
CHTO-01 (A)	71-6502-1	70-6514	40-CR10	40-CR20	IN GLASS	N/A
N/A	N/A	N/A	N/R	N/R	44-GM935	44-PWZ2
N/A	N/A	N/A	N/R	N/R	44-GM935	44-PWZ2
N/A	N/A	N/A	N/R	N/R	44-GM93	44-PWZ2
N/A	N/A	N/A	40-CR10	40-CR20	44-GM935	44-PWZ2
70-1818	71-1817	N/A	N/R	N/R	44-GM935	44-PWZ2
70-1818	71-1817	N/A	N/R	N/R	44-UT91	N/A
CHTO-03 (A)	71-6522	N/A	40-EU10	40-EU20	44-UA42	N/A
N/A	N/A	N/A	N/R	N/R	44-CR87	44-PWZ2
N/A	N/A	N/A	N/R	N/R	44-GM935	44-PWZ2
N/A	N/A	N/A	N/R	N/R	44-GM935	N/A
see ram	see ram	see ram	see ram	see ram	see ram	see ram
CHTO-03 (A)	71-6522	N/A	40-EU10	40-EU20	N/A	N/A
CHTO-01 (A)	71-6502-1	70-6514	40-CR10	40-CR20	44-CR190B	N/A
CHTO-01 (A)	71-6502-1	70-6514	40-CR10	40-CR20	44-CR190B	N/A
N/A	71-6502-1	70-6510	40-CR10	40-CR20	44-CR190B	N/A
CHTO-02	71-6502-1	70-6510	40-CR10	40-CR20	44-CR190B	N/A
CHTO-02	71-6502-1	70-6512	40-CR10	40-CR20	44-CR190B	N/A
CHTO-02	71-6502-1	70-6510	40-CR10	40-CR20	44-CR190B	N/A
CHTO-02	71-6502-1	70-6512	40-CR10	40-CR20	44-CR190B	N/A
70-1818	71-1817	N/A	N/R	N/R	44-CR190B	N/A
CHTO-03 (A)	71-6522	N/A	40-EU10	40-EU20	N/A	N/A
CHTO-01 (A)	71-6502-1	70-6514	40-CR10	40-CR20	44-CR190B	N/A
CHTO-01 (A)	71-6502-1	70-6514	40-CR10	40-CR20	44-CR190B	N/A
N/A	71-6502-1	70-6510	40-CR10	40-CR20	44-CR190B	N/A
CHTO-02	71-6502-1	70-6510	40-CR10	40-CR20	44-CR190B	N/A
CHTO-02	71-6502-1	70-6512	40-CR10	40-CR20	44-CR190B	N/A
70-1818	71-1817	N/A	N/R	N/R	44-CR190B	N/A
70-1818	71-1817	N/A	N/R	N/R	44-CR190B	N/A
70-1818	71-1817	N/A	N/R	N/R	44-CR87	44-PWZ2
N/A	N/A	N/A	N/R	N/R	N/A	44-PWZ2

OTHER ANTENNA OPTIONS AVAILABLE:

UNIVERSAL AMPLIFIED ANTENNA: UA20, UA30, UA40, UA50, UA60, UA200

UNIVERSAL PILLAR MOUNT: UP21, UP58

UNIVERSAL SIDE MOUNT: US401, US502, US71

UNIVERSAL FOR LARGE HOLE 1" (25mm): FD80, FD81, FD81B, FD810, GM935, GM935B, UL08, UL10, UL105, UL105B, US03R, US07R, US13, US13B, US14, US20, US30, US30B, UT03R, UT06R, UT10, UT10B, UT183, UT30, UT30B, UT31, UT391, UT391B

UNIVERSAL FOR SMALL HOLES 3/4" (19mm): UL09, UL105, UL105B, UL15, UL15B, UT91, UT91B, UT391, UT391B, UT925B - UI MODELS NORMALLY REQUIRE 9" (23cm) UNDER FENDER CLEARANCE.

@: Applicable only when replacing an existing power antenna (Use of existing antenna base and mounting hardware required or select power antenna base kit for new installation.)

#: Major modification may be required depending on vehicle (Examples: Removal of previous antenna mounting brackets; drilling or cutting to gain access to antenna mounting area or removal of sub fender)

APPLICATIONS

MAKE/MODEL	YEAR	SINGLE-DIN			DOUBLE-DIN		TURBO WIRE NON-AMPLIFIED		
		OPTION 1	OPTION 2	OPTION 3	OPTION 1	OPTION 2	OPTION 1 INTO CAR	OPTION 2 INTO RADIO	
DODGE									
Ram Pickup Chassis Cab: 4500 / 5500	2011	2012	99-6511	99-6511	99-6511	95-6511	95-6511-17	XSVI-6522-NAV (A)	71-6522
Ram Pickup Chassis Cab 4500 / 5500 (with nav)	2008	2010	99-6510	99-6510	99-6510	99-6510	-	XSVI-6502-NAV (A)	71-6502-1
Ram Pickup Chassis Cab 4500 / 5500 (without nav)	2008	2010	99-6507	99-6507	99-6507	95-6528B	-	XSVI-6502-NAV (A)	71-6502-1
Ram Charger	1984	1993	99-6501	99-6500	99-6700	N/A	N/A	70-1817	71-1817
Ram Charger	1981	1983	99-6501	99-6500	99-6700	N/A	N/A	N/A	N/A
Ram Van	1998	2003	99-6501	99-6500	99-6700	N/A	N/A	70-1817	71-1817
Ram Van	1994	1997	99-6540	99-6540	99-6540	N/A	N/A	70-1817	71-1817
Ram Van	1990	1993	99-6540	99-6540	99-6540	N/A	N/A	70-1817	71-1817
Ram Van	1984	1989	99-6540	99-6540	99-6540	N/A	N/A	70-1817	71-1817
Ram Van	1978	1983	99-6540	99-6540	99-6540	N/A	N/A	N/A	N/A
Shadow	1987	1994	99-6501	99-6500	99-6700	N/A	N/A	70-1817	71-1817
Spirit	1995	1995	99-6501	99-6500	99-6700	N/A	N/A	70-1817	71-1817
Spirit	1989	1994	99-6501	99-6500	99-6700	N/A	N/A	70-1817	71-1817
Sprinter (with Sound 5 radio)	2008	2009	99-6512	99-6512	99-6512	99-6512	-	XSVI-1784-NAV	71-1784
Sprinter (with Sound 20/50 radio)	2008	2009	99-6512	99-6512	99-6512	99-6512	-	XSVI-1788-NAV	71-9003-1
Sprinter	2007	2007	99-6512	99-6512	99-6512	99-6512	-	XSVI-1784-NAV	N/A
Sprinter	2003	2006	99-6509	99-6509	99-6509	N/A	N/A	70-9401	71-9401-EU
St. Regis	1979	1981	99-6501	99-6500	99-6700	N/A	N/A	N/A	N/A
Stealth	1994	1996	99-7001	N/A	N/A	N/A	N/A	70-7001	71-7001
Stealth	1990	1993	99-7001	N/A	N/A	N/A	N/A	70-1743	71-1743
Stratus Coupe	2002	2006	99-6505	99-6504	99-6503	N/A	N/A	70-1817	71-1817
Stratus Sedan	2002	2006	99-6505	99-6504	99-6503	N/A	N/A	70-6502	71-6502-1
Stratus	2001	2001	99-6505	99-6504	99-6503	N/A	N/A	70-1817	71-1817
Stratus	1995	2000	99-6000	99-6700	99-6502	N/A	N/A	70-1817	71-1817
Viper (SRT)	2013	2017	N/A	N/A	N/A	N/A	N/A	N/A	N/A
Viper	2008	2010	99-6505	99-6504	99-6503	N/A	N/A	70-6502	71-6502-1
Viper	2003	2007	99-6505	99-6504	99-6503	N/A	N/A	70-6502	71-6502-1
Viper	1993	2002	DIN opening	DIN opening	DIN opening	N/A	N/A	N/A	N/A
EAGLE									
Premier	1988	1992	N/A	N/A	N/A	N/A	N/A	70-1002	71-1002
Summit	1993	1996	99-7001	99-7001	99-7001	N/A	N/A	70-1743	71-1743
Summit	1988	1992	99-7000	99-7000	99-7000	N/A	N/A	70-1743	71-1743
Summit Wagon	1992	1995	99-7001	99-7000	99-7001	N/A	N/A	70-1743	71-1743
Talon	1995	1998	99-7001	N/A	99-7006	99-9999 (B)	-	70-7001	71-7001
Talon	1990	1994	99-7001	N/A	99-7000	N/A	N/A	70-1743	71-1743
Vision	1993	1997	99-6501	99-6700	99-6229	N/A	N/A	70-1817	71-1817
FIAT									
Fiat 124 Spider	2017	2018	N/A	N/A	N/A	N/A	N/A	N/A	N/A
500 / 500C / 500E	2016	2018	99-6544B	99-6544B	99-6544B	95-6544B	-	N/A	N/A
500 / 500C / 500E	2012	2015	99-6515B	99-6515B	99-6515B	N/A	N/A	XSVI-6515-NAV (A)	N/A
500L	2014	2018	99-6521B	99-6521B	99-6521B	95-6521B	-	N/A	71-6523
500X	2016	2018	99-6535B	99-6535B	99-6535B	95-6535B	-	N/A	71-6523
Fiat 131	1990	1983	DIN opening	DIN opening	DIN opening	N/A	N/A	N/A	N/A
Fiat Spider	1970	1983	DIN opening	DIN opening	DIN opening	N/A	N/A	N/A	N/A
Fiat Bertone X 1/9	1985	1988	DIN opening	DIN opening	DIN opening	N/A	N/A	N/A	N/A

FOOTNOTES:

- (A) Please refer to the AXCESS application chart/catalog for other interfaces available.
- (B) To be used along with the factory brackets.
- (C) Use 98-9306 along with the kit if equipped with heated seats. (U.S. models only)
- (D) Along with part number AX-GMLAN09EXT.
- (E) AX-HYKIA1-SWC available for BlueLink equipped vehicles.

(F) Bose amp only.

(G) Along with part number AX-GMLAN010EXT

(P) Available in multiple colors. Please check with your Salesperson for the available color options.

~~XXXX~~ A cross-through denotes part no longer available through Metra

APPLICATIONS

INTO CAR	TURBO WIRE CONT.		ANTENNA ADAPTERS		ANTENNA WORKS®	
	AMPLIFIED INTO RADIO	BYPASS	OE ANTENNA TO AFRMKT. RADIO	OE RADIO TO AFRMKT. ANTENNA	FIXED ANTENNA	POWER ANTENNA
CHTO-03 (A)	71-6522	N/A	40-EU10	40-EU20	N/A	N/A
CHTO-01 (A)	71-6502-1	70-6514	40-CR10	40-CR20	44-CR190B	N/A
CHTO-01 (A)	71-6502-1	70-6514	40-CR10	40-CR20	44-CR190B	N/A
70-1818	71-1817	N/A	N/R	N/R	44-CR87	44-PW22
N/A	N/A	N/A	N/R	N/R	44-GM935	44-PW22
70-1818	71-1817	N/A	N/R	N/R	44-CR190B	N/A
70-1818	71-1817	N/A	N/R	N/R	44-CR190B	N/A
70-1818	71-1817	N/A	N/R	N/R	44-UT30	N/A
N/A	N/A	N/A	N/R	N/R	44-UT30	N/A
N/A	N/A	N/A	N/R	N/R	44-UT30	N/A
N/A	N/A	N/A	N/R	N/R	44-GM93	N/A
70-1818	71-1817	N/A	N/R	N/R	44-GM93	N/A
70-1818	71-1817	N/A	N/R	N/R	44-GM93	N/A
N/A	N/A	N/A	40-VW10	40-VW20	N/A	N/A
N/A	N/A	N/A	40-VW10	40-VW20	N/A	N/A
N/A	N/A	N/A	40-VW10	40-VW20	N/A	N/A
N/A	N/A	N/A	40-VW54	40-VW20	44-UA30	N/A
N/A	N/A	N/A	N/R	N/R	N/A	44-PW22
70-7003	N/A	70-7002	N/R	N/R	44-GM935	44-PW22
N/A	N/A	N/A	N/R	N/R	44-GM935	44-PW22
70-1818	71-1817	N/A	N/R	N/R	44-GM935	44-PW22
70-6503	71-6502-1	N/A	40-CR10	40-CR20	44-GM935	44-PW22
70-1818	71-1817	N/A	N/R	N/R	44-GM935	44-PW22
70-1818	71-1817	N/A	N/R	N/R	44-GM935	44-PW22
N/A	N/A	N/A	40-EU55	40-EU20	N/A	N/A
CHTO-02	71-6502-1	N/A	40-CR10	40-CR20	44-UL15	N/A
70-6502	71-6502-1	N/A	40-CR10	40-CR20	44-UL15	N/A
N/A	N/A	N/A	N/R	N/R	44-UL15	N/A
N/A	N/A	N/A	N/R	N/R	44-CR88	44-PW22@
N/A	N/A	N/A	N/R	N/R	44-CR17	N/A
N/A	N/A	N/A	N/R	N/R	44-CR88	44-PW22@
N/A	N/A	N/A	N/R	N/R	44-TY21	N/A
N/A	N/A	N/A	N/R	N/R	44-GM935	44-PW22
N/A	N/A	N/A	N/R	N/R	44-GM93	44-PW22
N/A	N/A	N/A	N/R	N/R	44-UL15	44-PW22
N/A	N/A	N/A	N/A	N/A	N/A	N/A
N/A	N/A	N/A	40-EU55	40-EU20	N/A	N/A
XSVI-6515-NAV (A)	N/A	N/A	40-EU55	40-EU20	N/A	N/A
N/A	71-6523	N/A	40-EU55	40-EU20	N/A	N/A
N/A	71-6523	N/A	40-EU55	40-EU20	N/A	N/A
N/A	N/A	N/A	N/R	N/R	44-UL15	44-PW530
N/A	N/A	N/A	N/R	N/R	44-UL15	44-PW530
N/A	N/A	N/A	N/R	N/R	44-UP21	N/A

OTHER ANTENNA OPTIONS AVAILABLE:

UNIVERSAL AMPLIFIED ANTENNA: UA20, UA30, UA40, UA50, UA60, UA200

UNIVERSAL PILLAR MOUNT: UP21, UP58

UNIVERSAL SIDE MOUNT: US401, US502, US71

UNIVERSAL FOR LARGE HOLE 1" (25mm): FD80, FD81, FD81B, FD810, GM935, GM935B, UL08, UL10, UL105, UL105B, US03R, US07R, US13, US13B, US14, US20, US30, US30B, UT03R, UT06R, UT10, UT10B, UT183, UT30, UT30B, UT31, UT391, UT391B

UNIVERSAL FOR SMALL HOLES 3/4" (19mm): UL09, UL105, UL105B, UL15, UL15B, UT91, UT91B, UT391, UT391B, UT925B - UI MODELS NORMALLY REQUIRE 9" (23cm) UNDER FENDER CLEARANCE.

@: Applicable only when replacing an existing power antenna (Use of existing antenna base and mounting hardware required or select power antenna base kit for new installation.)

#: Major modification may be required depending on vehicle (Examples: Removal of previous antenna mounting brackets; drilling or cutting to gain access to antenna mounting area or removal of sub fender)

APPLICATIONS

MAKE/MODEL	YEAR	SINGLE-DIN			DOUBLE-DIN		TURBO WIRE NON-AMPLIFIED		
		OPTION 1	OPTION 2	OPTION 3	OPTION 1	OPTION 2	OPTION 1 INTO CAR	OPTION 2 INTO RADIO	
FORD									
Aerostar	1995	1997	99-5700	99-5510	99-5512	N/A	N/A	70-1770	71-1770
Aerostar	1992	1994	99-5700	99-5510	99-5512	N/A	N/A	70-1770	71-1770
Aerostar	1988	1991	99-5700	99-6500	99-5510	N/A	N/A	70-1770	71-1770
Aerostar	1986	1987	99-5700	99-6500	99-5510	N/A	N/A	70-1770	71-1770
Aerostar	1985	1985	99-5700	99-6500	99-5510	N/A	N/A	70-1770	71-1770
Aspire	1995	1997	DIN opening	DIN opening	DIN opening	N/A	N/A	70-1770	71-1770
Bronco (Full Size)	1992	1996	99-5700	99-5510	99-5512	N/A	N/A	70-1770	71-1770
Bronco (Full Size)	1987	1991	99-5700	99-5510	87-30-5612	N/A	N/A	70-1770	71-1770
Bronco (Full Size)	1986	1986	99-5700	99-5700	87-30-5670	N/A	N/A	70-1770	71-1770
Bronco (Full Size)	1985	1985	99-5700	99-5700	87-30-5670	N/A	N/A	70-1772	71-1772
Bronco (Full Size)	1973	1984	N/A	N/A	N/A	N/A	N/A	N/A	N/A
Bronco II	1989	1990	99-5700	99-5510	99-5512	N/A	N/A	70-1770	71-1770
Bronco II	1985	1988	99-5700	99-6500	99-5510	N/A	N/A	70-1770	71-1770
Bronco II	1983	1984	99-5700	99-6500	99-5510	N/A	N/A	70-1772	71-1772
Contour	1995	2000	DIN opening	DIN opening	DIN opening	N/A	N/A	70-1770	71-1770
Crown Victoria	2003	2011	99-5802	99-5027	99-5600	95-5817	-	70-5520	71-5520-1
Crown Victoria	1998	2002	99-5802	99-5027	99-5600	95-5817	-	70-1771	71-1771
Crown Victoria	1995	1997	99-5802	99-5027	99-5600	95-5817	-	70-5600	71-5600
Crown Victoria	1992	1994	99-5700	99-5510	99-5512	N/A	N/A	70-1770	71-1770
C-Max (with 8-inch screen)	2016	2018	N/A	N/A	N/A	N/A	N/A	N/A	N/A
C-Max (with 4.2-inch screen)	2016	2018	N/A	N/A	N/A	N/A	N/A	N/A	N/A
Econoline (aka, E-Series) (with AM/FM/CD/SYNC)	2014	2018	99-5812	99-5812	99-5812	95-5812	-	XSVI-5520-NAV (A)	71-5520-1
Econoline (aka, E-Series) (with AM/FM)	2014	2018	99-5812	99-5812	99-5812	95-5812	-	70-5520	71-5520-1
Econoline	2009	2013	99-5812	99-5812	99-5812	95-5812	-	70-5520	71-5520-1
Econoline	1998	2008	99-5802	99-5027	99-5804	95-5817	-	70-1771	71-1771
Econoline	1997	1997	99-5802	99-5027	99-5600	95-5817	-	70-1770	71-1770
Econoline	1994	1996	99-5700	99-5510	99-5512	N/A	N/A	70-1770	71-1770
Econoline	1992	1993	99-5700	99-5510	99-5512	N/A	N/A	70-1770	71-1770
Econoline	1986	1991	99-5700	99-5700	99-5700	N/A	N/A	70-1770	71-1770
Econoline	1982	1985	99-5700	99-5700	99-5700	N/A	N/A	70-1772	71-1772
Econoline	1975	1981	99-5700	N/A	N/A	N/A	N/A	N/A	N/A
EcoSport	2018	2018	N/A	N/A	N/A	N/A	N/A	N/A	N/A
Edge	2018	2018	99-5851CH	99-5851CH	99-5851CH	99-5851CH	-	with kit	71-5524
Edge	2015	2017	99-5851CH	99-5851CH	99-5851CH	99-5851CH	-	with kit	71-5524
Edge (with 8-inch screen)	2011	2014	N/A	N/A	N/A	N/A	N/A	with kit	N/A
Edge (with 4.2-inch screen)	2011	2014	99-5848CH	99-5848CH	99-5848CH	99-5848CH	-	with kit	71-5524
Edge	2007	2010	99-5812	99-5812	99-5812	95-5812	-	70-5520	71-5520-1
Escape (with 8-inch screen)	2013	2017	N/A	N/A	N/A	N/A	N/A	with kit	N/A
Escape (with 4.2" screen)	2013	2018	99-5833B	99-5833B	99-5833B	99-5833B	-	XSVI-5524-NAV (A)	71-5524
Escape	2008	2012	99-5814 (P)	99-5814 (P)	99-5814 (P)	99-5814 (P)	-	XSVI-5520-NAV (A)	71-5520-1
Escape (w/ out sub)	2004	2007	99-5802	99-5027	99-5802	95-5817	-	70-1771	71-1771
Escape (seven speaker system w sub)	2004	2007	99-5802	99-5027	99-5802	95-5817	-	70-5521	71-5520-1
Escape Hybrid	2004	2007	99-5802	99-5027	99-5802	95-5817	-	70-1776	71-1771
Escape	2001	2003	99-5802	99-5027	99-5802	95-5817	-	70-1771	71-1771
Escort ZX2	2003	2003	99-5720			N/A	N/A	70-5720	N/A
Escort / Escort ZX2	1997	2002	99-5720			N/A	N/A	with kit	N/A

FOOTNOTES:

- (A) Please refer to the AXCESS application chart/catalog for other interfaces available.
- (B) To be used along with the factory brackets.
- (C) Use 98-9306 along with the kit if equipped with heated seats. (U.S. models only)
- (D) Along with part number AX-GMLAN09EXT.
- (E) AX-HYK1A1-SWC available for BlueLink equipped vehicles.

(F) Bose amp only.

(G) Along with part number AX-GMLAN010EXT

(P) Available in multiple colors. Please check with your Salesperson for the available color options.

~~XXXX~~ A cross-through denotes part no longer available through Metra

APPLICATIONS

INTO CAR	TURBO WIRE CONT.		ANTENNA ADAPTERS		ANTENNA WORKS®	
	AMPLIFIED INTO RADIO	BYPASS	OE ANTENNA TO AFTRMKT. RADIO	OE RADIO TO AFTRMKT. ANTENNA	FIXED ANTENNA	POWER ANTENNA
N/A	N/A	N/A	N/R	N/R	44-FD78	N/A
70-1775	71-1770	N/A	N/R	N/R	44-FD78	N/A
70-1775	71-1770	N/A	N/R	N/R	44-FD78	N/A
N/A	N/A	N/A	N/R	N/R	44-FD78	N/A
N/A	N/A	N/A	N/R	N/R	44-FD78	N/A
N/A	N/A	N/A	N/R	N/R	44-MZ62	N/A
70-5510	N/A	70-5514	N/R	N/R	44-FD80	N/A
70-5510	N/A	70-5510	N/R	N/R	44-FD80	N/A
70-5510	N/A	70-5510	N/R	N/R	44-FD80	N/A
70-5510	N/A	70-5510	N/R	N/R	44-FD80	N/A
70-5510	N/A	70-5510	N/R	N/R	44-FD80	N/A
N/A	N/A	N/A	N/R	N/R	44-FD81	N/A
N/A	N/A	N/A	N/R	N/R	44-FD81	N/A
N/A	N/A	N/A	N/R	N/R	44-FD81	N/A
70-5510	N/A	70-5605	N/R	N/R	44-GM935	44-PW20
70-5521 & AFDI-5V	71-5520-1	N/A	N/R	N/R	IN GLASS	44-PW20
70-5519	71-5700	N/A	N/R	N/R	IN GLASS	44-PW20
70-5603	71-5600	70-5602	N/R	N/R	IN GLASS	44-PW20
70-5510	N/A	70-5514	N/R	N/R	44-FD81	44-PWZ2@
N/A	N/A	N/A	40-EU10	40-EU20	N/A	N/A
N/A	N/A	N/A	40-EU10	40-EU20	N/A	N/A
N/A	N/A	N/A	40-CR10	40-CR20	44-FD81	N/A
N/A	N/A	N/A	40-CR10	40-CR20	44-FD81	N/A
70-5521 & AFDI-5V	71-5520-1	N/A	40-CR10	40-CR20	44-FD81	N/A
70-5519	71-5700	N/A	N/R	N/R	44-FD81	N/A
N/A	N/A	N/A	N/R	N/R	44-FD81	N/A
70-5510	N/A	70-5605	N/R	N/R	44-FD81	N/A
no amp option	no amp option	no amp option	N/R	N/R	44-FD81	N/A
N/A	N/A	N/A	N/R	N/R	44-FD80	44-PWZ2@
N/A	N/A	N/A	N/R	N/R	44-FD80	44-PWZ2@
N/A	N/A	N/A	N/R	N/R	44-FD80	44-PWZ2@
N/A	N/A	N/A	N/A	N/A	N/A	N/A
N/A	71-5524	N/A	with kit	40-EU20	N/A	N/A
with kit	71-5524	N/A	with kit	40-EU20	N/A	N/A
with kit	N/A	N/A	40-EU10	40-EU20	N/A	N/A
with kit	71-5524	N/A	40-EU10	40-EU20	N/A	N/A
AX-ADBOX2 & AX-ADFD01	71-5520-1	N/A	40-CR10	40-CR20	N/A	N/A
with kit	N/A	N/A	40-EU10	40-EU20	N/A	N/A
N/A	N/A	N/A	40-EU10	40-EU20	N/A	N/A
AX-ADBOX2 & AX-ADFD01	71-5520-1	N/A	40-CR10	40-CR20	44-TY23?	N/A
N/A	N/A	N/A	N/R	N/R	44-TY23?	N/A
70-5521 & AFDI-5V	71-5520-1	N/A	N/R	N/R	44-TY23?	N/A
70-5521 & AFDI-5V	71-5520-1	N/A	N/R	N/R	44-TY23?	N/A
70-5516	71-5700	N/A	N/R	N/R	44-TY23?	N/A
N/A	N/A	N/A	N/R	N/R	44-MZ62	N/A
70-5603	N/A	70-5602	N/R	N/R	44-MZ62	N/A

OTHER ANTENNA OPTIONS AVAILABLE:

UNIVERSAL AMPLIFIED ANTENNA: UA20, UA30, UA40, UA50, UA60, UA200

UNIVERSAL PILLAR MOUNT: UP21, UP58

UNIVERSAL SIDE MOUNT: US401, US502, US71

UNIVERSAL FOR LARGE HOLE 1" (25mm): FD80, FD81, FD81B, FD810, GM935, GM935B, UL08, UL10, UL105, UL105B, US03R, US07R, US13, US13B, US14, US20, US30, US30B, UT03R, UT06R, UT10, UT10B, UT183, UT30, UT30B, UT31, UT391, UT391B

UNIVERSAL FOR SMALL HOLES 3/4" (19mm): UL09, UL105, UL105B, UL15, UL15B, UT91, UT91B, UT391, UT391B, UT925B - UI MODELS NORMALLY REQUIRE 9" (23cm) UNDER FENDER CLEARANCE.

@: Applicable only when replacing an existing power antenna (Use of existing antenna base and mounting hardware required or select power antenna base kit for new installation.)

#: Major modification may be required depending on vehicle (Examples: Removal of previous antenna mounting brackets; drilling or cutting to gain access to antenna mounting area or removal of sub fender)



APPLICATIONS

MAKE/MODEL	YEAR	SINGLE-DIN			DOUBLE-DIN		TURBO WIRE NON-AMPLIFIED		
		OPTION 1	OPTION 2	OPTION 3	OPTION 1	OPTION 2	OPTION 1 INTO CAR	OPTION 2 INTO RADIO	
FORD									
Escort	1991	1996	99-5700	99-5510	99-5512	N/A	N/A	70-1770	71-1770
Escort / Escort EXP	1986	1990	99-5700	99-5700	99-5510	N/A	N/A	70-1770	71-1770
Escort / Escort EXP	1985	1985	99-5700	99-5700	99-5510	N/A	N/A	70-1772	71-1772
Excursion	2000	2005	99-5804	N/A	99-5802	95-5817	-	70-1771	71-1771
Expedition / Expedition Max	2018	2018	N/A	N/A	N/A	N/A	N/A	N/A	N/A
Expedition	2015	2017	N/A	N/A	N/A	N/A	N/A	N/A	N/A
Expedition	2007	2014	99-5812	99-5812	99-5812	95-5812	-	XSVI-5520-NAV (A)	71-5520-1
Expedition (without nav)	2004	2006	99-5029	99-5027	99-5026	95-5026	99-5029	70-5520	71-5520-1
Expedition (w/ nav)	2004	2006	99-5028	99-5028	99-5028	95-5028	-	N/A	N/A
Expedition (late production) (w/ nav)	2003	2003	99-5028	99-5028	99-5028	95-5028	-	N/A	N/A
Expedition (late production) (without nav)	2003	2003	99-5029	99-5027	99-5026	95-5026	99-5029	70-5520	71-5520-1
Expedition (early production) (without nav)	2003	2003	99-5029	99-5027	99-5026	95-5026	99-5029	70-1771	71-1771
Expedition	1999	2002	99-5804	N/A	99-5802	95-5818	-	70-1771	71-1771
Expedition	1997	1998	99-5801	99-5802	99-5800	95-5818	-	70-5600	71-5600
Expedition (fleet)	2015	2015	99-5812	99-5812	99-5812	95-5812	-	XSVI-5520-NAV (A)	71-5520-1
Expedition (SSV)	2015	2015	99-5812	99-5812	99-5812	95-5812	-	70-5520	71-5520-1
Explorer (with 8-inch screen)	2016	2018	N/A	N/A	N/A	N/A	N/A	N/A	N/A
Explorer (with 4.2-inch screen)	2016	2018	N/A	N/A	N/A	N/A	N/A	N/A	N/A
Explorer (with 8-inch screen)	2011	2015	N/A	N/A	N/A	N/A	N/A	with kit	N/A
Explorer (with 4.2-inch screen)	2011	2015	99-5847CH	99-5847CH	99-5847CH	99-5847CH	-	with kit	71-5524
Explorer (with NAV)	2009	2010	99-5812	99-5812	99-5812	95-5812	-	N/A	N/A
Explorer (without NAV)	2006	2010	99-5812	99-5812	99-5812	95-5812	-	70-5520	71-5520-1
Explorer (with Audiophile sound)	2004	2005	99-5029	99-5027	99-5026	95-5026	99-5029	70-5521	N/A
Explorer (without Audiophile sound)	2004	2005	99-5029	99-5027	99-5026	95-5026	99-5029	70-1771	71-1771
Explorer	2002	2003	99-5029	99-5027	99-5026	95-5026	99-5029	70-1771	71-1771
Explorer	1998	2001	99-5804	99-5802	99-5600	95-5817	-	70-1771	71-1771
Explorer	1995	1997	99-5802	99-5027	99-5600	95-5817	-	70-5600	71-5600
Explorer	1991	1994	99-5700	99-5510	99-5512	N/A	N/A	70-1770	71-1770
Explorer Sport Trac	2006	2010	99-5812	99-5812	99-5812	95-5812	-	70-5520	71-5520-1
Explorer Sport Trac	2001	2005	99-5802	99-5027	99-5802	95-5817	-	70-1771	71-1771
F-150	2018	2018	N/A	N/A	N/A	N/A	N/A	N/A	71-5524
F-150	2015	2017	99-5834CH	99-5834CH	99-5834CH	99-5834CH	-	with kit	71-5524
F-150 (with 8-inch "MyFord Touch" color screen, or nav)	2013	2014	N/A	N/A	N/A	N/A	N/A	N/A	N/A
F-150 (with 4.2-inch color screen)	2013	2014	99-5846B	99-5846B	99-5846B	99-5846B	-	with kit	71-5524
F-150 (with CD, without color screen)	2013	2014	99-5820B	99-5820B	99-5820B	95-5820B	-	XSVI-5520-NAV (A)	71-5520-1
F-150 (with nav)	2011	2012	N/A	N/A	N/A	N/A	-	N/A	N/A
F-150 Harley Davidson (without nav)	2011	2012	-	99-5820B	99-5820SS	95-5820SS	95-5820B	XSVI-5521-NAV (A)	71-5520-1
F-150 King Ranch (without nav)	2011	2012	-	99-5820B	99-5820CB	95-5820CM	95-5820B	XSVI-5521-NAV (A)	71-5520-1
F-150 Lariat (without nav)	2011	2012	-	99-5820B	99-5820DW	95-5820MM	95-5820B	XSVI-5521-NAV (A)	71-5520-1
F-150 Platinum (without nav)	2011	2012	-	99-5820B	99-5820HG	95-5820HG	95-5820B	XSVI-5521-NAV (A)	71-5520-1
F-150 FX, STX, XLT	2011	2012	99-5820B	99-5820B	99-5820B	95-5820B	95-5820B	XSVI-5520-NAV (A)	71-5520-1
F-150 (with nav)	2009	2010	N/A	N/A	N/A	N/A	-	N/A	N/A
F-150 Harley Davidson (without nav)	2009	2010	99-5822B	99-5822B	99-5822B	95-5822B	-	XSVI-5521-NAV (A)	71-5520-1
F-150 King Ranch (without nav)	2009	2010	-	99-5822B	99-5822CM	95-5822CM	95-5822B	XSVI-5521-NAV (A)	71-5520-1
F-150 Lariat (without nav)	2009	2010	-	99-5822B	99-5822MM	95-5822MM	95-5822B	XSVI-5521-NAV (A)	71-5520-1
F-150 Platinum (without nav)	2009	2010	-	99-5822B	99-5822AS	95-5822AS	95-5822B	XSVI-5521-NAV (A)	71-5520-1

FOOTNOTES:

- (A) Please refer to the AXCESS application chart/catalog for other interfaces available.
- (B) To be used along with the factory brackets.
- (C) Use 98-9306 along with the kit if equipped with heated seats. (U.S. models only)
- (D) Along with part number AX-GMLAN09EXT.
- (E) AX-HYKIA1-SWC available for BlueLink equipped vehicles.

(F) Bose amp only.

(G) Along with part number AX-GMLAN010EXT

(P) Available in multiple colors. Please check with your Salesperson for the available color options.

~~X~~ A cross-through denotes part no longer available through Metra

APPLICATIONS

MAKE/MODEL	YEAR	TURBO KITS			DOUBLE-DIN		TURBO WIRE NON-AMPLIFIED		
		OPTION 1	OPTION 2	OPTION 3	OPTION 1	OPTION 2	OPTION 1 INTO CAR	OPTION 2 INTO RADIO	
FORD									
F-150 SVT Raptor (without nav)	2009	2012	99-5820B	99-5820B	99-5820B	95-5820B	-	XSVI-5521-NAV (A)	71-5520-1
F-150 FX, STX, XLT	2009	2010	99-5820B	99-5820B	99-5820B	95-5820B	-	XSVI-5521-NAV (A)	71-5520-1
F-150 XL (with CD)	2009	2014	99-5820B	99-5820B	99-5820B	95-5820B	-	XSVI-5520-NAV (A)	71-5520-1
F-150 XL (without CD)	2009	2014	99-5819	99-5819	99-5819	95-5819	-	70-5520	71-5520-1
F-150	2007	2008	99-5812	99-5812	99-5812	95-5812	-	70-5520	71-5520-1
F-150	2004	2006	99-5812	99-5812	99-5812	95-5812	-	70-5520	71-5520-1
F-150 (Heritage edition)	2004	2004	99-5804	N/A	99-5802	95-5818	-	70-1771	71-1771
F-150	1999	2003	99-5804	N/A	99-5802	95-5818	-	70-1771	71-1771
F-150	1997	1998	99-5801	99-5800	99-5802	95-5818	-	70-1770	71-1770
F-250/350/450/550 (Lariat and higher)	2018	2018	N/A	N/A	N/A	N/A	-	N/A	N/A
F-250/350/450/550 (base model "XL" with CD) ("XLT")	2018	2018	N/A	N/A	N/A	N/A	-	N/A	71-5524
F-250/350/450/550 (base model "XL" with AM/FM only radio)	2018	2018	99-5850B	99-5850B	99-5850B	95-5850B	-	N/A	71-5524
F-250/350/450/550 (Lariat and higher)	2017	2017	N/A	N/A	N/A	N/A	-	N/A	N/A
F-250/350/450/550 (base model "XL" with CD) ("XLT")	2017	2017	99-5834CH	99-5834CH	99-5834CH	99-5834CH	-	with kit	71-5524
F-250/350/450/550 (base model "XL" with AM/FM only radio)	2017	2017	99-5850B	99-5850B	99-5850B	95-5850B	-	XSVI-5524-NAV (A)	71-5524
F-250/350/450/550 (with 8.4-inch screen)	2013	2016	N/A	N/A	N/A	N/A	N/A	XSVI-5520-NAV (A)	71-5520-1
F-250/350/450/550 (without 8.4-inch screen) (with CD)	2013	2016	99-5812	99-5812	99-5812	95-5812	-	XSVI-5520-NAV (A)	71-5520-1
F-250/350/450/550 XL (without CD)	2013	2016	99-5812	99-5812	99-5812	95-5812	-	70-5520	71-5520-1
F-250/350/450/550 (with NAV)	2011	2012	99-5812	99-5812	99-5812	95-5812	-	N/A	N/A
F-250/350/450/550 (without NAV)	2011	2012	99-5812	99-5812	99-5812	95-5812	-	70-5520	71-5520-1
F-250/350/450/550	2008	2010	99-5812	99-5812	99-5812	95-5812	-	70-5520	71-5520-1
F-250/350/450/550	2005	2007	99-5812	99-5808	99-5808	95-5812	-	70-5520	71-5520-1
F-250/350/450/550	1999	2004	99-5804	N/A	99-5802	95-5817	-	70-1771	71-1771
F-250	1998	1998	99-5802	99-5801	99-5800	95-5817	-	70-1770	71-1770
F-250/350	1997	1997	99-5700	99-5510	99-5512	N/A	N/A	70-1770	71-1770
F-650 / F-750 (AM/FM/CD)	2016	2018	99-5812	99-5812	99-5812	95-5812	-	XSVI-5520-NAV (A)	71-5520-1
F-650 / F-750 (AM/FM)	2016	2018	99-5812	99-5812	99-5812	95-5812	-	70-5520	71-5520-1
F-650 / F-750	2011	2015	99-5812	99-5812	99-5812	95-5812	-	70-5520	71-5520-1
F-650 / F-750	2000	2010	99-5804	N/A	99-5802	95-5817	-	70-1771	71-1771
F-Series Pickup	1992	1996	99-5700	99-5510	99-5512	N/A	N/A	70-1770	71-1770
F-Series Pickup	1987	1991	99-5700	99-5510	87-30-5612	N/A	N/A	70-1770	71-1770
F-Series Pickup	1986	1986	99-5700	99-5700	87-30-5670	N/A	N/A	70-1770	71-1770
F-Series Pickup	1982	1985	99-5700	99-5700	87-30-5670	N/A	N/A	70-1772	71-1772
F-Series Pickup	1980	1981	99-5700	99-5700	87-30-5670	N/A	N/A	N/A	N/A
Fiesta	1988	1993	99-5700	99-5510	N/A	N/A	N/A	70-1781	71-1781
Fiesta (with MyFord Touch)	2014	2018	N/A	N/A	N/A	N/A	N/A	N/A	N/A
Fiesta (without MyFord Touch) (silver dash)	2014	2017	99-5825S	99-5825S	99-5825S	N/A	N/A	XSVI-5524-NAV (A)	71-5524
Fiesta (without MyFord Touch) (black dash)	2014	2017	99-5825B	99-5825B	99-5825B	N/A	N/A	XSVI-5524-NAV (A)	71-5524
Fiesta (with SYNC) (silver dash)	2011	2013	99-5825S	99-5825S	99-5825S	N/A	N/A	XSVI-5524-NAV (A)	71-5524
Fiesta (with SYNC) (black dash)	2011	2013	99-5825B	99-5825B	99-5825B	N/A	N/A	XSVI-5524-NAV (A)	71-5524
Fiesta (without SYNC) (silver dash)	2011	2013	99-5825S	99-5825S	99-5825S	N/A	N/A	70-5524	71-5524
Fiesta (without SYNC) (black dash)	2011	2013	99-5825B	99-5825B	99-5825B	N/A	N/A	70-5524	71-5524
Five Hundred	2005	2007	99-5812	99-5807	99-5807	95-5812	-	70-5520	71-5520-1
Flex (Limited)	2013	2018	N/A	N/A	N/A	N/A	N/A	N/A	N/A
Flex (SEL)	2013	2018	N/A	N/A	N/A	N/A	N/A	N/A	N/A
Flex (SE)	2013	2018	N/A	N/A	N/A	N/A	N/A	N/A	N/A

FOOTNOTES:

- (A) Please refer to the AXCESS application chart/catalog for other interfaces available.
- (B) To be used along with the factory brackets.
- (C) Use 98-9306 along with the kit if equipped with heated seats. (U.S. models only)
- (D) Along with part number AX-GMLAN09EXT.
- (E) AX-HYKIA1-SWC available for BlueLink equipped vehicles.

(F) Bose amp only.

(G) Along with part number AX-GMLAN010EXT

(P) Available in multiple colors. Please check with your Salesperson for the available color options.

~~XXXX~~ A cross-through denotes part no longer available through Metra

APPLICATIONS

INTO CAR	TURBO WIRE CONT.		ANTENNA ADAPTERS		ANTENNA WORKS®	
	AMPLIFIED INTO RADIO	BYPASS	OE ANTENNA TO AFTRMKT. RADIO	OE RADIO TO AFTRMKT. ANTENNA	FIXED ANTENNA	POWER ANTENNA
AX-ADBOX2 & AX-ADFD01	71-5520-1	N/A	40-CR10	40-CR20	N/A	N/A
AX-ADBOX2 & AX-ADFD01	71-5520-1	N/A	40-CR10	40-CR20	N/A	N/A
no amp option	no amp option	no amp option	40-CR10	40-CR20	N/A	N/A
no amp option	no amp option	no amp option	40-CR10	40-CR20	N/A	N/A
70-5521 & AFDI-5V	71-5520-1	N/A	40-CR10	40-CR20	N/A	N/A
70-5521 & AFDI-5V	71-5520-1	N/A	N/R	N/R	N/A	N/A
N/A	N/A	N/A	N/R	N/R	N/A	N/A
N/A	N/A	N/A	N/R	N/R	N/A	N/A
70-5510	N/A	70-5605	N/R	N/R	N/A	N/A
N/A	N/A	N/A	40-EU10	40-EU20	N/A	N/A
no amp option	no amp option	no amp option	40-EU10	40-EU20	N/A	N/A
no amp option	no amp option	no amp option	40-EU10	40-EU20	N/A	N/A
N/A	N/A	N/A	40-EU10	40-EU20	N/A	N/A
no amp option	no amp option	no amp option	with kit	40-EU20	N/A	N/A
no amp option	no amp option	no amp option	40-EU10	40-EU20	N/A	N/A
AX-ADBOX2 & AX-ADFD01	71-5520-1	N/A	40-EU10	40-EU20	N/A	N/A
AX-ADBOX2 & AX-ADFD01	71-5520-1	N/A	40-CR10	40-CR20	N/A	N/A
N/A	N/A	N/A	40-CR10	40-CR20	N/A	N/A
AX-ADBOX2 & AX-ADFD01	71-5520-1	N/A	40-CR10	40-CR20	N/A	N/A
70-5521 & AFDI-5V	71-5520-1	N/A	40-CR10	40-CR20	N/A	N/A
70-5521 & AFDI-5V	71-5520-1	N/A	40-CR10	40-CR20	N/A	N/A
70-5521 & AFDI-5V	71-5520-1	N/A	N/R	N/R	N/A	N/A
70-5603	71-5600	70-5605	N/R	N/R	44-UT30	N/A
70-5603	71-5600	70-5605	N/R	N/R	44-UT30	N/A
70-5510	N/A	70-5514	N/R	N/R	44-FD80	44-PWFD270
N/A	N/A	N/A	40-CR10	40-CR20	N/A	N/A
N/A	N/A	N/A	40-CR10	40-CR20	N/A	N/A
no amp option	no amp option	no amp option	40-CR10	40-CR20	N/A	N/A
N/A	N/A	N/A	N/R	N/R	44-UT30	N/A
70-5510	N/A	70-5514	N/R	N/R	44-FD80	44-PWFD270
N/A	N/A	N/A	N/R	N/R	44-FD80	44-PWZ2
N/A	N/A	N/A	N/R	N/R	44-FD80	N/A
N/A	N/A	N/A	N/R	N/R	44-FD80	N/A
N/A	N/A	N/A	N/R	N/R	44-FD80	N/A
N/A	N/A	N/A	N/R	N/R	44-MZ60	N/A
N/A	N/A	N/A	40-EU10	40-EU20	N/A	N/A
no amp option	no amp option	no amp option	40-EU10	40-EU20	44-UA46	N/A
no amp option	no amp option	no amp option	40-EU10	40-EU20	44-UA46	N/A
no amp option	no amp option	no amp option	40-EU10	40-EU20	44-UA46	N/A
no amp option	no amp option	no amp option	40-EU10	40-EU20	44-UA46	N/A
no amp option	no amp option	no amp option	40-EU10	40-EU20	44-UA46	N/A
no amp option	no amp option	no amp option	40-EU10	40-EU20	44-UA46	N/A
70-5521 & AFDI-5V	71-5520-1	N/A	N/R	N/R	N/A	N/A
N/A	N/A	N/A	40-EU10	40-EU20	N/A	N/A
N/A	N/A	N/A	40-EU10	40-EU20	N/A	N/A
N/A	N/A	N/A	40-EU10	40-EU20	N/A	N/A

OTHER ANTENNA OPTIONS AVAILABLE:

UNIVERSAL AMPLIFIED ANTENNA: UA20, UA30, UA40, UA50, UA60, UA200

UNIVERSAL PILLAR MOUNT: UP21, UP58

UNIVERSAL SIDE MOUNT: US401, US502, US71

UNIVERSAL FOR LARGE HOLE 1" (25mm): FD80, FD81, FD81B, FD810, GM935, GM935B, UL08, UL10, UL105, UL105B, US03R, US07R, US13, US13B, US14, US20, US30, US30B, UT03R, UT06R, UT10, UT10B, UT183, UT30, UT30B, UT31, UT391, UT391B

UNIVERSAL FOR SMALL HOLES 3/4" (19mm): UL09, UL105, UL105B, UL15, UL15B, UT91, UT91B, UT391, UT391B, UT925B - UI MODELS NORMALLY REQUIRE 9" (23cm) UNDER FENDER CLEARANCE.

@: Applicable only when replacing an existing power antenna (Use of existing antenna base and mounting hardware required or select power antenna base kit for new installation.)

#: Major modification may be required depending on vehicle (Examples: Removal of previous antenna mounting brackets; drilling or cutting to gain access to antenna mounting area or removal of sub fender)



APPLICATIONS

MAKE/MODEL	YEAR	TURBO KITS					TURBO WIRE NON-AMPLIFIED		
		OPTION 1	SINGLE-DIN OPTION 2	OPTION 3	DOUBLE-DIN OPTION 1	OPTION 2	OPTION 1 INTO CAR	OPTION 2 INTO RADIO	
FORD									
Flex (with nav)	2009	2012	N/A	N/A	N/A	N/A	-	with kit	71-5520-1
Flex (without nav)	2009	2012	-	99-5842T	99-5842B	99-5842B	99-5842T	with kit	71-5520-1
Focus (with 8-inch screen)	2015	2017	N/A	N/A	N/A	N/A	N/A	N/A	N/A
Focus (with 4.2-inch screen)	2015	2017	99-5843B	99-5843B	99-5843B	99-5843B	-	with kit	71-5524
Focus (with MyFordTouch)	2012	2014	N/A	N/A	N/A	N/A	N/A	N/A	N/A
Focus (without MyFordTouch)	2012	2014	99-5827B	99-5827B	99-5827B	99-5827B	-	XSVI-5524-NAV (A)	71-5524
Focus	2008	2011	99-5816	99-5816	99-5816	99-5816	-	XSVI-5520-NAV (A)	71-5520-1
Focus	2005	2007	99-5812	99-5808	99-5808	95-5812	-	70-5520	71-5520-1
Focus (with Blaupunkt radio)	2003	2004	99-5200	99-5806	99-5806	95-5806	-	70-9401	71-9401-EU
Focus (without Blaupunkt radio)	2000	2004	99-5200	99-5806	99-5806	95-5806	-	70-1777	71-1777
Freestar	2004	2007	99-5812	99-5808	99-5808	95-5812	-	70-5520	71-5520-1
Freestyle	2005	2007	99-5812	99-5807	99-5807	95-5812	-	70-5520	71-5520-1
Fusion	2017	2017	99-5841B	99-5841B	99-5841B	99-5841B	-	with kit	71-5524
Fusion	2013	2016	99-5841B	99-5841B	99-5841B	99-5841B	-	with kit	71-5524
Fusion (without nav, Black)	2010	2012	99-5821B	99-5821B	99-5821B	99-5821B	-	XSVI-5520-NAV (A)	71-5520-1
Fusion (without nav, Blue)	2010	2012	99-5821BL	99-5821BL	99-5821BL	99-5821BL	-	XSVI-5520-NAV (A)	71-5520-1
Fusion (without nav, Red)	2010	2012	99-5821R	99-5821R	99-5821R	99-5821R	-	XSVI-5520-NAV (A)	71-5520-1
Fusion (without nav, Silver)	2010	2012	99-5821S	99-5821S	99-5821S	99-5821S	-	XSVI-5520-NAV (A)	71-5520-1
Fusion	2006	2009	99-5812	99-5812	99-5812	95-5812	-	70-5520	71-5520-1
LTD	1989	1991	99-5700	99-5510	99-5512	N/A	N/A	70-1770	71-1770
LTD	1986	1988	99-5700	99-6500	99-5510	N/A	N/A	70-1770	71-1770
LTD	1982	1985	99-5700	99-6500	99-5510	N/A	N/A	70-1772	71-1772
LTD	1980	1981	99-5700	99-6500	99-5700	N/A	N/A	N/A	N/A
Mustang (with 8-inch screen)	2015	2017	99-5840CH	99-5840CH	99-5840CH	99-5840CH	N/A	with kit	71-5524
Mustang (with 4-inch screen)	2015	2017	99-5838CH	99-5838CH	99-5838CH	99-5838CH	N/A	with kit	71-5524
Mustang	2010	2014	99-5839CH	99-5839CH	99-5839CH	99-5839CH	-	with kit	71-5520-1
Mustang (late 2008 build date)	2008	2009	99-5812	99-5807	99-5807	95-5812	-	XSVI-5520-NAV (A)	71-5520-1
Mustang (early 2008 build date)	2008	2008	99-5812	99-5807	99-5807	95-5812	-	70-5520	71-5520-1
Mustang	2007	2007	99-5812	99-5807	99-5807	95-5812	-	70-5520	71-5520-1
Mustang	2005	2006	99-5812	99-5807	99-5807	95-5812	-	70-5520	71-5520-1
Mustang	2004	2004	99-5029	99-5027	99-5026	95-5026	99-5029	70-5520	71-5520-1
Mustang	2001	2003	99-5029	99-5027	99-5026	95-5026	99-5029	70-1771	71-1771
Mustang	1999	2000	99-5700	99-5510	99-5512	N/A	N/A	70-5511	N/A
Mustang	1994	1998	99-5700	99-5510	99-5512	N/A	N/A	70-1770	71-1770
Mustang	1987	1993	99-5025	99-5025	99-5025	95-5025	-	70-1770	71-1770
Mustang	1986	1986	99-5700	99-5700	99-5700	N/A	N/A	70-1770	71-1770
Mustang	1985	1985	99-5700	99-5700	99-5700	N/A	N/A	70-1772	71-1772
Mustang	1979	1984	N/A	N/A	N/A	N/A	N/A	70-1772	71-1772
Probe	1993	1997	99-5700	99-5510	99-5512	N/A	N/A	70-1770	71-1770
Probe	1988	1992	99-5556	99-5556	99-5556	N/A	N/A	70-1770	71-1770
Ranger	1998	2011	99-5804	99-5802	99-5600	95-5817	-	70-1771	71-1771
Ranger	1995	1997	99-5802	99-5027	99-5600	95-5817	-	70-1770	71-5600
Ranger	1994	1994	99-5700	99-5510	99-5512	N/A	N/A	70-1770	71-1770
Ranger	1989	1993	99-5700	99-5510	99-5512	N/A	N/A	70-1770	71-1770
Ranger	1986	1988	99-5700	99-6500	99-5510	N/A	N/A	70-1770	71-1770
Ranger	1983	1985	99-5700	99-6500	99-5510	N/A	N/A	70-1772	71-1772

FOOTNOTES:

- (A) Please refer to the AXCESS application chart/catalog for other interfaces available.
- (B) To be used along with the factory brackets.
- (C) Use 98-9306 along with the kit if equipped with heated seats. (U.S. models only)
- (D) Along with part number AX-GMLAN09EXT.
- (E) AX-HYK1A1-SWC available for BlueLink equipped vehicles.

(F) Bose amp only.

(G) Along with part number AX-GMLAN010EXT

(P) Available in multiple colors. Please check with your Salesperson for the available color options.

~~XXXX~~ A cross-through denotes part no longer available through Metra

APPLICATIONS

INTO CAR	TURBO WIRE CONT.		ANTENNA ADAPTERS		ANTENNA WORKS®	
	AMPLIFIED INTO RADIO	BYPASS	OE ANTENNA TO AFRMKT. RADIO	OE RADIO TO AFRMKT. ANTENNA	FIXED ANTENNA	POWER ANTENNA
with kit	71-5520-1	N/A	with kit	40-CR20	N/A	N/A
with kit	71-5520-1	N/A	with kit	40-CR20	N/A	N/A
N/A	N/A	N/A	40-EU10	40-EU20	N/A	N/A
no amp option	no amp option	no amp option	40-EU10	40-EU20	N/A	N/A
N/A	N/A	N/A	40-EU10	40-EU20	44-UA46	44-UA46
no amp option	no amp option	no amp option	40-EU10	40-EU20	44-UA46	44-UA46
N/A	N/A	N/A	40-CR10	40-CR20	?	N/A
70-5521 & AFDI-5V	71-5520-1	N/A	N/R	N/R	?	44-UA30
N/A	N/A	N/A	40-VW10	40-VW20	?	44-UA30
70-1777	N/A	N/A	40-VW10	40-VW20	?	44-UA30
N/A	N/A	N/A	N/R	N/R	IN GLASS	N/A
70-5521 & AFDI-5V	71-5520-1	N/A	N/R	N/R	?	N/A
N/A	71-5524	N/A	40-EU10	40-EU20	N/A	N/A
with kit	71-5524	N/A	40-EU10	40-EU20	N/A	N/A
AX-ADBOX2 & AX-ADFD01	71-5520-1	N/A	40-CR10	40-CR20	44-UA42	N/A
AX-ADBOX2 & AX-ADFD01	71-5520-1	N/A	40-CR10	40-CR20	44-UA42	N/A
AX-ADBOX2 & AX-ADFD01	71-5520-1	N/A	40-CR10	40-CR20	44-UA42	N/A
AX-ADBOX2 & AX-ADFD01	71-5520-1	N/A	40-CR10	40-CR20	44-UA42	N/A
70-5521 & AFDI-5V	71-5520-1	N/A	40-CR10	40-CR20	?	N/A
N/A	N/A	N/A	N/R	N/R	44-FD81	44-PW22
N/A	N/A	N/A	N/R	N/R	44-FD81	44-PW22
N/A	N/A	N/A	N/R	N/R	44-FD81	44-PW22
N/A	N/A	N/A	N/R	N/R	44-FD81	44-PW22
with kit	71-5524	N/A	40-EU10	40-EU20	N/A	N/A
with kit	71-5524	N/A	40-EU10	40-EU20	N/A	N/A
with kit	71-5520-1	N/A	40-CR10	40-CR20	44-UA30	N/A
AX-ADBOX2 & AX-ADFD01	71-5520-1	N/A	40-CR10	40-CR20	44-FD81	N/A
70-5521 & AFDI-5V	71-5520-1	N/A	40-CR10	40-CR20	44-FD81	N/A
70-5521 & AFDI-5V	71-5520-1	N/A	40-CR10	40-CR20	44-FD81	N/A
70-5521 & AFDI-5V	71-5520-1	N/A	N/R	N/R	44-FD81	N/A
70-5521 & AFDI-5V	71-5520-1	N/A	N/R	N/R	44-FD81	44-PW32
70-5519	71-5700	N/A	N/R	N/R	44-FD81	44-PW32
70-5510	N/A	70-5605	N/R	N/R	44-FD81	44-PW32
70-5510	N/A	70-5602	N/R	N/R	44-FD81	N/A
N/A	N/A	N/A	N/R	N/R	44-FD80	N/A
N/A	N/A	N/A	N/R	N/R	44-FD80	N/A
N/A	N/A	N/A	N/R	N/R	44-FD80	N/A
N/A	N/A	N/A	N/R	N/R	44-FD80	N/A
70-5510	N/A	70-5514	N/R	N/R	44-CR88	44-PW22
N/A	N/A	N/A	N/R	N/R	44-GM935	44-PW22
70-5518	71-5700	N/A	N/R	N/R	44-FD81	N/A
70-5603	71-5600	N/A	N/R	N/R	44-FD81	N/A
N/A	N/A	N/A	N/R	N/R	44-FD81	N/A
N/A	N/A	N/A	N/R	N/R	44-FD81	N/A
N/A	N/A	N/A	N/R	N/R	44-FD81	N/A
N/A	N/A	N/A	N/R	N/R	44-FD81	N/A

OTHER ANTENNA OPTIONS AVAILABLE:

UNIVERSAL AMPLIFIED ANTENNA: UA20, UA30, UA40, UA50, UA60, UA200

UNIVERSAL PILLAR MOUNT: UP21, UP58

UNIVERSAL SIDE MOUNT: US401, US502, US71

UNIVERSAL FOR LARGE HOLE 1" (25mm): FD80, FD81, FD81B, FD810, GM935, GM935B, UL08, UL10, UL105, UL105B, US03R, US07R, US13, US13B, US14, US20, US30, US30B, UT03R, UT06R, UT10, UT10B, UT183, UT30, UT30B, UT31, UT391, UT391B

UNIVERSAL FOR SMALL HOLES 3/4" (19mm): UL09, UL105, UL105B, UL15, UL15B, UT91, UT91B, UT391, UT391B, UT925B - UI MODELS NORMALLY REQUIRE 9" (23cm) UNDER FENDER CLEARANCE.

@: Applicable only when replacing an existing power antenna (Use of existing antenna base and mounting hardware required or select power antenna base kit for new installation.)

#: Major modification may be required depending on vehicle (Examples: Removal of previous antenna mounting brackets; drilling or cutting to gain access to antenna mounting area or removal of sub fender)



APPLICATIONS

MAKE/MODEL	YEAR	TURBO KITS			DOUBLE-DIN		TURBO WIRE NON-AMPLIFIED		
		OPTION 1	OPTION 2	OPTION 3	OPTION 1	OPTION 2	OPTION 1 INTO CAR	OPTION 2 INTO RADIO	
FORD									
Taurus (with 8-inch screen)	2013	2017	N/A	N/A	N/A	N/A	N/A	N/A	N/A
Taurus (with 4.2-inch screen)	2013	2017	N/A	N/A	N/A	N/A	N/A	N/A	N/A
Taurus (with key start)	2010	2012	99-5722	99-5722	99-5722	99-5722	-	with kit	71-5520-1
Taurus / Taurus X	2008	2009	99-5812	99-5807	99-5807	95-5812	-	70-5520	71-5520-1
Taurus (without electronic controls)	2004	2007	99-5717	99-5717	99-5717	N/A	N/A	with kit	N/A
Taurus (without electronic controls)	2000	2003	99-5716	99-5716	99-5716	N/A	N/A	with kit	N/A
Taurus (with electronic controls)	2004	2007	99-5719	99-5719	99-5719	99-5719	-	with kit	N/A
Taurus (with electronic controls)	2000	2003	99-5718	99-5718	99-5718	99-5718	-	with kit	N/A
Taurus (without electronic controls)	1998	1999	99-5715LDS			N/A	N/A	with kit	N/A
Taurus (without electronic controls)	1996	1997	99-5715LD			N/A	N/A	with kit	N/A
Taurus	1990	1995	99-5700	99-5510	99-5512	N/A	N/A	70-1770	71-1770
Taurus	1986	1989	99-5700	99-5700	99-5510	N/A	N/A	70-1770	71-1770
Tempo	1989	1994	99-5700	99-5510	99-5512	N/A	N/A	70-1770	71-1770
Tempo	1986	1988	99-5700	99-5700	99-5700	N/A	N/A	70-1770	71-1770
Tempo	1985	1985	99-5700	99-5700	99-5700	N/A	N/A	70-1772	71-1772
Thunderbird	2004	2005	99-5000	99-5000	99-5000	95-5000 B/S	-	70-5520	71-5520-1
Thunderbird	2002	2003	99-5000	99-5000	99-5000	95-5000 B/S	-	70-1771	71-1771
Thunderbird	1997	1997	99-5700	99-5510	99-5512	N/A	N/A	70-1770	71-1770
Thunderbird	1989	1996	99-5700	99-5510	99-5512	N/A	N/A	70-1770	71-1770
Thunderbird	1986	1988	99-5700	99-6500	99-5510	N/A	N/A	70-1770	71-1770
Thunderbird	1983	1985	99-5700	99-6500	99-5510	N/A	N/A	70-1772	71-1772
Transit (with NAV)	2015	2018	N/A	N/A	N/A	N/A	N/A	N/A	N/A
Transit (without NAV) (with separate 4.2-inch screen)	2015	2016	99-5835G	99-5835G	99-5835G	99-5835G	-	XSVI-5524-NAV (A)	71-5524
Transit (without NAV) (without separate 4.2-inch screen)	2015	2018	99-5835G	99-5835G	99-5835G	99-5835G	-	70-5524	71-5524
Transit Connect (with NAV)	2014	2016	N/A	N/A	N/A	N/A	N/A	XSVI-5524-NAV (A)	71-5524
Transit Connect (without NAV) (with cd) (gray dash)	2014	2016	99-5831G	99-5831G	99-5831G	99-5831G	-	XSVI-5524-NAV (A)	71-5524
Transit Connect (without NAV) (with cd) (black dash)	2014	2016	99-5831B	99-5831B	99-5831B	99-5831B	-	XSVI-5524-NAV (A)	71-5524
Transit Connect (without NAV) (without cd)	2014	2016	N/A	N/A	N/A	N/A	-	70-5524	71-5524
Transit Connect (late - from 10/11)	2012	2013	99-5812	99-5812	99-5812	95-5812	-	70-5520	71-5520-1
Transit Connect (early - up to 09/11)	2012	2012	99-5824B	99-5824B	99-5824B	99-5824B	-	70-5523	N/A
Transit Connect	2010	2011	99-5824B	99-5824B	99-5824B	99-5824B	-	70-5523	N/A
Windstar	1999	2003	99-5804	N/A	99-5802	95-5817	-	70-1771	71-1771
Windstar	1995	1998	99-5700	99-5510	99-5512	N/A	N/A	70-1770	71-1770
FREIGHTLINER									
Sprinter	2014	2016	99-6512	99-6512	99-6512	99-6512	-	XSVI-9005-NAV (A)	N/A
Sprinter (with Sound 20/50 radio)	2008	2013	99-6512	99-6512	99-6512	99-6512	-	XSVI-1788-NAV	N/A
Sprinter (with Sound 5 radio)	2008	2013	99-6512	99-6512	99-6512	99-6512	-	XSVI-1784-NAV	N/A
Sprinter	2007	2007	99-6512	99-6512	99-6512	99-6512	-	XSVI-1784-NAV	N/A
Sprinter	2003	2006	99-6509	99-6509	99-6509	N/A	N/A	70-9401	71-9401-EU
GEO									
Geo (all)	1998	UP	see chevy	see chevy	see chevy	see chevy	see chevy	see chevy	see chevy
Spectrum	1989	1989	N/A	N/A	99-3400	N/A	N/A	70-1782	71-1782
Metro	1995	1997	99-2009	N/A	99-3411	99-2011	-	70-1782	71-1782
Metro	1992	1994	99-2009	N/A	99-3410	99-2011	-	70-1782	71-1782
Metro	1989	1991	DIN opening	DIN opening	DIN opening	N/A	N/A	70-1782	71-1782
Metro Convertible	1994	1994	N/A	N/A	99-3410	99-2011	-	70-1782	71-1782

FOOTNOTES:

- (A) Please refer to the AXCESS application chart/catalog for other interfaces available.
- (B) To be used along with the factory brackets.
- (C) Use 98-9306 along with the kit if equipped with heated seats. (U.S. models only)
- (D) Along with part number AX-GMLAN09EXT.
- (E) AX-HYKIA1-SWC available for BlueLink equipped vehicles.

(F) Bose amp only.

(G) Along with part number AX-GMLAN010EXT

(P) Available in multiple colors. Please check with your Salesperson for the available color options.

~~XXXX~~ A cross-through denotes part no longer available through Metra



APPLICATIONS

INTO CAR	TURBO WIRE CONT.		ANTENNA ADAPTERS		ANTENNA WORKS®	
	AMPLIFIED INTO RADIO	BYPASS	OE ANTENNA TO AFRMKT. RADIO	OE RADIO TO AFRMKT. ANTENNA	FIXED ANTENNA	POWER ANTENNA
N/A	N/A	N/A	40-EU10	40-EU20	N/A	N/A
N/A	N/A	N/A	40-EU10	40-EU20	N/A	N/A
N/A	71-5520-1	N/A	40-EU10	40-EU20	IN GLASS	N/A
70-5521 & AFDI-5V	71-5520-1	N/A	40-CR10	40-CR20	N/A	N/A
N/A	N/A	N/A	with kit	40-FD20	?	N/A
N/A	N/A	N/A	with kit	40-FD20	?	N/A
N/A	N/A	N/A	with kit	40-FD20	?	N/A
N/A	N/A	N/A	with kit	40-FD20	?	N/A
N/A	N/A	N/A	with kit	40-FD20	?	N/A
N/A	N/A	N/A	with kit	40-FD20	?	N/A
70-5510	N/A	70-5514	N/R	N/R	44-FD77	44-PWZ2@
N/A	N/A	N/A	N/R	N/R	44-FD77	44-PWZ2@
N/A	N/A	N/A	N/R	N/R	44-FD81	N/A
N/A	N/A	N/A	N/R	N/R	44-FD81	N/A
N/A	N/A	N/A	N/R	N/R	44-FD81	N/A
70-5521 & AFDI-5V	71-5520-1	N/A	N/R	N/R	IN GLASS	N/A
N/A	N/A	N/A	N/R	N/R	IN GLASS	N/A
70-5510	N/A	70-5602	N/R	N/R	44-FD77	44-PWZ2@
70-5510	N/A	70-5514	N/R	N/R	44-FD77	44-PWZ2@
N/A	N/A	N/A	N/R	N/R	44-FD81	44-PWZ2@
N/A	N/A	N/A	N/R	N/R	44-FD81	44-PWZ2@
N/A	N/A	N/A	40-EU10	40-EU20	N/A	N/A
N/A	N/A	N/A	40-EU10	40-EU20	N/A	N/A
N/A	N/A	N/A	40-EU10	40-EU20	N/A	N/A
no amp option	no amp option	no amp option	40-EU10	40-EU20	44-UA46	N/A
no amp option	no amp option	no amp option	40-EU10	40-EU20	44-UA46	N/A
no amp option	no amp option	no amp option	40-EU10	40-EU20	44-UA46	N/A
no amp option	no amp option	no amp option	40-EU10	40-EU20	N/A	N/A
no amp option	no amp option	no amp option	40-CR10	40-CR20	44-UA42	N/A
no amp option	no amp option	no amp option	40-VW10	40-VW20	44-UA42	N/A
no amp option	no amp option	no amp option	40-VW10	40-VW20	44-UA42	N/A
N/A	N/A	N/A	N/R	N/R	IN GLASS	N/A
70-5510	N/A	70-5605	N/R	N/R	?	N/A
N/A	N/A	N/A	40-EU10	40-EU20	N/A	N/A
N/A	N/A	N/A	40-EU10	40-EU20	N/A	N/A
N/A	N/A	N/A	40-VW10	40-VW20	N/A	N/A
N/A	N/A	N/A	40-VW10	40-VW20	N/A	N/A
N/A	N/A	N/A	40-VW54	40-VW20	N/A	N/A
see chevy	see chevy	see chevy	see chevy	see chevy	see chevy	see chevy
N/A	N/A	N/A	N/R	N/R	44-HD96	N/A
N/A	N/A	N/A	N/R	N/R	44-GM68	N/A
N/A	N/A	N/A	N/R	N/R	44-GM66	N/A
N/A	N/A	N/A	N/R	N/R	44-GM66	N/A
N/A	N/A	N/A	N/R	N/R	44-CR88	N/A

OTHER ANTENNA OPTIONS AVAILABLE:

UNIVERSAL AMPLIFIED ANTENNA: UA20, UA30, UA40, UA50, UA60, UA200

UNIVERSAL PILLAR MOUNT: UP21, UP58

UNIVERSAL SIDE MOUNT: US401, US502, US71

UNIVERSAL FOR LARGE HOLE 1" (25mm): FD80, FD81, FD81B, FD810, GM935, GM935B, UL08, UL10, UL105, UL105B, US03R, US07R, US13, US13B, US14, US20, US30, US30B, UT03R, UT06R, UT10, UT10B, UT183, UT30, UT30B, UT31, UT391, UT391B

UNIVERSAL FOR SMALL HOLES 3/4" (19mm): UL09, UL105, UL105B, UL15, UL15B, UT91, UT91B, UT391, UT391B, UT925B - UI MODELS NORMALLY REQUIRE 9" (23cm) UNDER FENDER CLEARANCE.

@: Applicable only when replacing an existing power antenna (Use of existing antenna base and mounting hardware required or select power antenna base kit for new installation.)

#: Major modification may be required depending on vehicle (Examples: Removal of previous antenna mounting brackets; drilling or cutting to gain access to antenna mounting area or removal of sub fender)

APPLICATIONS

MAKE/MODEL	YEAR		TURBO KITS			DOUBLE-DIN		TURBO WIRE NON-AMPLIFIED	
			OPTION 1	OPTION 2	OPTION 3	OPTION 1	OPTION 2	OPTION 1 INTO CAR	OPTION 2 INTO RADIO
GEO									
Metro Convertible	1991	1993	N/A	N/A	99-3410	99-2011	-	70-1782	71-1782
Prizm	1993	1997	N/A	N/A	99-3412	N/A	N/A	70-1782	71-1782
Prizm	1990	1992	N/A	N/A	99-3400	N/A	N/A	70-1761	71-1761
Prizm	1989	1989	N/A	N/A	99-3400	N/A	N/A	70-1761	71-1761
Storm	1990	1993	N/A	N/A	99-3400	N/A	N/A	70-1782	71-1782
Tracker	1992	1997	99-2009	N/A	99-3410	99-2011	-	70-1782	71-1782
Tracker	1989	1991	DIN opening	DIN opening	DIN opening	N/A	N/A	70-1782	71-1782
GMC									
Acadia	2017	2019	N/A	N/A	N/A	N/A	N/A	N/A	N/A
Acadia	2013	2016	99-3310B	99-3310B	99-3310B	95-3310B	-	GMOS-LAN-01 (A)	71-2105
Acadia	2007	2012	99-3305	99-3305	99-3305	95-3305	-	GMOS-LAN-01 (A)	71-2105
Acadia Limited	2017	2017	99-3310B	99-3310B	99-3310B	95-3310B	-	GMOS-LAN-01 (A)	71-2105
Canyon (w/ 7" MyLink radio, RPO code: IOB)	2017	2018	99-3016G	99-3016G	99-3016G	99-3016G	-	GMOS-LAN-10 (A)	71-2108
Canyon	2015	2018	99-3016G	99-3016G	99-3016G	95-3016G	-	GMOS-LAN-09 (A)	71-2107
Canyon	2004	2012	99-2009	99-2001	99-2011	99-2011	-	GMOS-01 (A)	71-2003-1
Envoy	2002	2009	99-3301	99-2001	99-2011	99-2011	-	GMOS-01 (A)	71-2003-1
Envoy	1998	2001	99-4000	99-4544	99-3300	N/A	N/A	70-1858	71-1858
Jimmy	1998	2001	99-4000	99-4544	99-3300	N/A	N/A	70-1858	71-1858
Jimmy	1995	1997	99-3044	99-3045	99-3043	99-3045	-	70-1858	71-1858
Jimmy	1994	1994	99-4544	99-4500	99-3042	N/A	N/A	70-1858	71-1858
Jimmy (Full Size)	1988	1991	99-4544	99-4500	99-4700	N/A	N/A	70-1858	71-1858
Jimmy (Full Size)	1978	1987	N/A	87-99-3052	N/A	N/A	N/A	70-1677-1	71-1677-1
Safari Mini Van	1996	2005	99-4000	99-3003	99-3002	N/A	N/A	70-1858	71-1858
Safari Mini Van	1991	1995	99-4544	99-4500	99-4700	N/A	N/A	70-1858	71-1858
Safari Mini Van	1985	1990	99-4544	99-4500	99-4700	N/A	N/A	70-1677-1	71-1677-1
Savana Full Size Van	2016	2017	99-3305	99-3305	99-3305	95-3305	-	GMOS-LAN-01 (A)	71-2105
Savana (with nav)	2013	2015	99-3305	99-3305	99-3305	95-3305	-	GMOS-LAN-08 (A)	71-2106
Savana Full Size Van (without nav)	2013	2015	99-3305	99-3305	99-3305	95-3305	-	GMOS-LAN-01 (A)	71-2105
Savana Full Size Van	2008	2012	99-3305	99-3305	99-3305	95-3305	-	GMOS-LAN-01 (A)	71-2105
Savana Full Size Van	2003	2007	99-2009	99-3301	99-2011	99-2011	-	GMOS-01 (A)	71-2003-1
Savana Full Size Van	2001	2002	99-2009	99-2001	99-2011	99-2011	-	70-2003	71-2003-1
Savana Full Size Van	1996	2000	99-4000	99-3003	99-3002	N/A	N/A	70-1858	71-1858
Sierra 1500/2500/3500 (w/ 7" MyLink radio, RPO code: IOB)	2016	2017	99-3014G	99-3014G	99-3014G	99-3014G	-	GMOS-LAN-10 (A)	71-2108
Sierra 1500	2014	2017	99-3014G	99-3014G	99-3014G	99-3014G	-	GMOS-LAN-09 (A)	71-2107
Sierra 2500HD, 3500HD	2015	2017	99-3014G	99-3014G	99-3014G	99-3014G	-	GMOS-LAN-09 (A)	71-2107
Sierra 2500HD, 3500HD, Chassis (without nav)	2014	2014	99-3305	99-3305	99-3305	95-3305	-	GMOS-LAN-01 (A)	71-2105
Sierra 2500HD / 3500HD / Chassis Cab (with nav)	2014	2014	99-3305	99-3305	99-3305	95-3305	-	GMOS-LAN-08 (A)	71-2106
Sierra (with nav)	2012	2013	99-3305	99-3305	99-3305	95-3305	-	GMOS-LAN-08 (A)	71-2106
Sierra (without nav)	2012	2013	99-3305	99-3305	99-3305	95-3305	-	GMOS-LAN-01 (A)	71-2105
Sierra	2007	2011	99-3305	99-3305	99-3305	95-3305	-	GMOS-LAN-01 (A)	71-2105
Sierra Classic	2007	2007	99-3301	99-2001	99-2011	99-2011	-	GMOS-01 (A)	71-2003-1
Sierra	2003	2006	99-3301	99-2001	99-2011	99-2011	-	GMOS-01 (A)	71-2003-1
Sierra 1500	1999	2002	99-4000	99-3003	99-3002	DP-3002B	-	70-1858	71-1858-1
Sierra 2500	2000	2002	99-4000	99-3003	99-3002	DP-3002B	-	70-1858	71-1858-1
Sierra 2500	1999	1999	99-4000	99-3003	99-3002	DP-3003	95-3003G	70-1858	71-1858-1
Sierra 3500	2001	2002	99-4000	99-3003	99-3002	DP-3002B	-	70-1858	71-1858-1

FOOTNOTES:

- (A) Please refer to the AXCESS application chart/catalog for other interfaces available.
- (B) To be used along with the factory brackets.
- (C) Use 98-9306 along with the kit if equipped with heated seats. (U.S. models only)
- (D) Along with part number AX-GMLAN09EXT.
- (E) AX-HYKIA1-SWC available for BlueLink equipped vehicles.

(F) Bose amp only.

(G) Along with part number AX-GMLAN010EXT

(P) Available in multiple colors. Please check with your Salesperson for the available color options.

~~XXXX~~ A cross-through denotes part no longer available through Metra

APPLICATIONS

INTO CAR	TURBO WIRE CONT.		ANTENNA ADAPTERS		ANTENNA WORKS®	
	AMPLIFIED INTO RADIO	BYPASS	OE ANTENNA TO AFTRMKT. RADIO	OE RADIO TO AFTRMKT. ANTENNA	FIXED ANTENNA	POWER ANTENNA
N/A	N/A	N/A	N/R	N/R	44-CR88	N/A
N/A	N/A	N/A	N/R	N/R	44-HD98	N/A
N/A	N/A	N/A	N/R	N/R	44-MZ62	N/A
N/A	N/A	N/A	N/R	N/R	44-TY205	N/A
N/A	N/A	N/A	N/R	N/R	44-HD98	N/A
N/A	N/A	N/A	N/R	N/R	44-GM67	N/A
N/A	N/A	N/A	N/R	N/R	44-GM67	N/A
N/A	N/A	N/A	40-EU55	40-EU20	N/A	N/A
GMOS-LAN-02 (A)	71-2105	N/A	40-CR10	40-CR20		N/A
GMOS-LAN-02 (A)	71-2105	N/A	40-CR10	40-CR20		N/A
GMOS-LAN-02 (A)	71-2105	N/A	40-CR10	40-CR20		N/A
no amp option	no amp option	no amp option	40-EU55	40-EU20	N/A	N/A
GMOS-MOST-01	71-2107	70-2057	40-EU55	40-EU20	N/A	N/A
GMOS-04 (A)	71-2003-1	N/A	40-GM10	40-GM20		N/A
GMOS-04 (A)	71-2003-1	70-2054	40-GM10	40-GM21		N/A
N/A	N/A	N/A	40-GM10	40-GM21	44-GM935	N/A
N/A	N/A	N/A	40-GM10	40-GM21	44-GM935	N/A
N/A	N/A	N/A	40-GM10	40-GM21	44-GM935	N/A
N/A	N/A	N/A	40-GM10	40-GM21	44-GM935	N/A
N/A	N/A	N/A	40-GM10	40-GM20	44-CR70	N/A
N/A	N/A	N/A	N/R	N/R	44-GM90	N/A
N/A	N/A	N/A	40-GM10	40-GM21	44-GM94B	N/A
N/A	N/A	N/A	40-GM10	40-GM20	44-GM94B	N/A
N/A	N/A	N/A	40-GM10	40-GM20	44-GM94B	N/A
N/A	N/A	N/A	40-CR10	40-CR20	44-GM935	N/A
no amp option	no amp option	no amp option	40-EU10	40-EU20	44-GM935	N/A
N/A	N/A	N/A	40-CR10	40-CR20	44-GM935	N/A
N/A	N/A	N/A	40-CR10	40-CR20	44-GM935	N/A
GMOS-04 (A)	71-2003-1	N/A	40-GM10	40-GM21	44-GM935	N/A
N/A	N/A	N/A	40-GM10	40-GM21	44-GM935	44-PWZ2
N/A	N/A	N/A	40-GM10	40-GM21	44-GM935	44-PWZ2
no amp option	no amp option	no amp option	40-EU55	40-EU20	N/A	N/A
GMOS-MOST-01	71-2107	70-2057	40-EU55	40-EU20	N/A	N/A
GMOS-MOST-01	71-2107	70-2057	40-EU10	40-EU20	N/A	N/A
GMOS-LAN-02 (A)	71-2105	N/A	40-CR10	40-CR20	44-GM94B	N/A
GMOS-LAN-07 (A)	71-2106	N/A	40-EU10	40-EU20	44-GM94B	N/A
GMOS-LAN-07 (A)	71-2106	N/A	40-EU10	40-EU20	44-GM94B	N/A
GMOS-LAN-02 (A)	71-2105	N/A	40-CR10	40-CR20	44-GM94B	N/A
GMOS-LAN-02 (A)	71-2105	N/A	40-CR10	40-CR20	44-GM94B	N/A
GMOS-04 (A)	71-2003-1	N/A	40-GM10	40-GM21	44-GM94B	N/A
GMOS-04 (A)	71-2003-1	N/A	40-GM10	40-GM21	44-GM94B	N/A
70-1859	71-1858-1	N/A	40-GM10	40-GM21	44-GM94B	N/A
70-1859	71-1858-1	N/A	40-GM10	40-GM21	44-GM94B	N/A
70-1859	71-1858-1	N/A	40-GM10	40-GM21	44-GM94B	N/A
70-1859	71-1858-1	N/A	40-GM10	40-GM21	44-GM94B	N/A

OTHER ANTENNA OPTIONS AVAILABLE:

UNIVERSAL AMPLIFIED ANTENNA: UA20, UA30, UA40, UA50, UA60, UA200

UNIVERSAL PILLAR MOUNT: UP21, UP58

UNIVERSAL SIDE MOUNT: US401, US502, US71

UNIVERSAL FOR LARGE HOLE 1" (25mm): FD80, FD81, FD81B, FD810, GM935, GM935B, UL08, UL10, UL105, UL105B, US03R, US07R, US13, US13B, US14, US20, US30, US30B, UT03R, UT06R, UT10, UT10B, UT183, UT30, UT30B, UT31, UT391, UT391B

UNIVERSAL FOR SMALL HOLES 3/4" (19mm): UL09, UL105, UL105B, UL15, UL15B, UT91, UT91B, UT391, UT391B, UT925B - UI MODELS NORMALLY REQUIRE 9" (23cm) UNDER FENDER CLEARANCE.

@: Applicable only when replacing an existing power antenna (Use of existing antenna base and mounting hardware required or select power antenna base kit for new installation.)

#: Major modification may be required depending on vehicle (Examples: Removal of previous antenna mounting brackets; drilling or cutting to gain access to antenna mounting area or removal of sub fender)



APPLICATIONS

MAKE/MODEL	YEAR	SINGLE-DIN			TURBO KITS		DOUBLE-DIN		TURBO WIRE NON-AMPLIFIED	
		OPTION 1	OPTION 2	OPTION 3	OPTION 1	OPTION 2	OPTION 1 INTO CAR	OPTION 2 INTO RADIO		
GMC										
Sierra 3500	1999	2000	99-4000	99-3003	99-3002	DP-3003	95-3003G	70-1858	71-1858-1	
Sierra Classic	1999	2000	99-4000	99-3003	99-3002	DP-3003	95-3003G	70-1858	71-1858-1	
Sierra HD	2001	2002	99-4000	99-3003	99-3002	DP-3003	95-3003G	70-1858	71-1858-1	
C/K Pickup	1995	1998	99-3002	99-4000	99-3002	DP-3003	95-3003G	70-1858	71-1858-1	
C/K Pickup	1988	1994	N/A	99-3001	99-3000	95-3000	-	70-1855	71-1858	
C/K Pickup	1973	1986	N/A	N/A	87-99-3052	N/A	N/A	70-1677-1	71-1677-1	
R/V Pickup	1987	1991	N/A	N/A	87-99-3052	N/A	N/A	70-1677-1	71-1677-1	
Sonoma	2003	2004	99-2009	99-2001	99-2011	99-2011	-	70-2003	71-2003-1	
Sonoma (with Double-DIN radio)	2002	2003	99-2009	99-2001	99-2011	99-2011	-	70-2003	71-2003-1	
Sonoma (with DIN & 1/2 radio)	2002	2002	99-4000	99-4544	99-3300	N/A	N/A	70-1858	71-1858	
Sonoma	1998	2001	99-4000	99-4544	99-3300	N/A	N/A	70-1858	71-1858	
S-15 Sonoma	1994	1997	99-3044	99-3045	99-3043	99-3045	-	70-1858	71-1858	
S-15 Sonoma	1993	1993	99-4544	99-4500	99-3042	N/A	N/A	70-1858	71-1858	
S-15 Sonoma	1986	1992	99-4544	99-4500	99-3042	N/A	N/A	70-1677-1	71-1677-1	
S-15 Jimmy	1982	1985	99-4544	99-4500	99-4700	N/A	N/A	70-1677-1	71-1677-1	
Suburban	1995	1999	99-4000	99-3003	99-3002	DP-3003	95-3003G	70-1858	71-1858-1	
Suburban	1992	1994	N/A	99-3001	99-3000	95-3000	-	70-1855	71-1858	
Suburban	1988	1991	99-4544	99-4500	99-4700	N/A	N/A	70-1677-1	71-1677-1	
Suburban	1985	1987	N/A	87-99-3052	N/A	N/A	N/A	70-1677-1	71-1677-1	
Suburban	1973	1984	N/A	87-99-3052	N/A	N/A	N/A	70-1677-1	71-1677-1	
Terrain	2018	2019	N/A	N/A	N/A	N/A	N/A	N/A	N/A	
Terrain (with color info screen)	2013	2017	99-3308G	99-3308G	99-3308G	99-3308G	-	with kit	71-2105	
Terrain (with mono info screen)	2010	2014	99-3307G	99-3307G	99-3307G	99-3307G	-	with kit	71-2105	
Topkick	2003	2009	99-2011	99-2011	99-2011	99-2011	-	GMRC-01	71-2003-1	
Van (Full Size)	1988	1995	99-4544	99-4500	99-4700	N/A	N/A	70-1858	71-1858	
Yukon / Yukon XL	2015	2016	99-3015G	99-3015G	99-3015G	99-3015G	-	GMOS-LAN-09 (A)	71-2107	
Yukon / Yukon XL (with nav)	2012	2014	99-3305	99-3305	99-3305	95-3305	-	GMOS-LAN-08 (A)	71-2106	
Yukon / Yukon XL (without nav)	2012	2014	99-3305	99-3305	99-3305	95-3305	-	GMOS-LAN-01 (A)	71-2105	
Yukon / Yukon XL	2007	2011	99-3305	99-3305	99-3305	95-3305	-	GMOS-LAN-01 (A)	71-2105	
Yukon / Yukon XL	2003	2006	99-2009	99-3301	99-2011	99-2011	-	GMOS-01 (A)	71-2003-1	
Yukon / Yukon XL	2000	2002	99-4000	99-3003	99-3002	DP-3002B	-	70-1858	71-1858-1	
Yukon	1995	1999	99-4000	99-3003	99-3002	DP-3003	95-3003G	70-1858	71-1858-1	
Yukon	1992	1994	N/A	99-3001	99-3000	95-3000	-	70-1855	71-1858	
Yukon Denali / Yukon XL Denali	2015	2016	99-3015G	99-3015G	99-3015G	99-3015G	-	N/A	N/A	
Yukon Denali / Yukon XL Denali (with nav)	2012	2014	99-3305	99-3305	99-3305	95-3305	-	N/A	N/A	
Yukon Denali / Yukon XL Denali (without nav)	2012	2014	99-3305	99-3305	99-3305	95-3305	-	N/A	N/A	
Yukon Denali / Yukon XL Denali	2007	2011	99-3305	99-3305	99-3305	95-3305	-	N/A	N/A	
Yukon Denali / Yukon XL Denali	2003	2006	99-2009	99-3301	99-2011	99-2011	-	N/A	N/A	
Yukon Denali / Yukon XL Denali	2001	2002	99-4000	99-3003	99-3002	N/A	N/A	N/A	N/A	
Yukon Denali	1999	2000	99-4000	99-3003	99-3002	DP-3003	95-3003G	N/A	N/A	
HARLEY-DAVIDSON										
Roadglide	2015	2015	99-9700	99-9700	99-9700	95-9700	-	with kit	71-9700	
Streetglide / Standard / Classic / Ultra	2014	2015	99-9700	99-9700	99-9700	95-9700	-	with kit	71-9700	
Streetglide / Standard / Classic / Ultra / Roadglide	1998	2013	99-9600	99-9600	99-9600	-	-	with kit	71-9600	
Streetglide / Standard / Classic / Ultra / Roadglide	1998	2013	99-9800	99-9800	99-9800	95-HDIF	-	70-9800	71-9600	

FOOTNOTES:

- (A) Please refer to the AXCESS application chart/catalog for other interfaces available.
- (B) To be used along with the factory brackets.
- (C) Use 98-9306 along with the kit if equipped with heated seats. (U.S. models only)
- (D) Along with part number AX-GMLAN09EXT.
- (E) AX-HYKIA1-SWC available for BlueLink equipped vehicles.

(F) Bose amp only.

(G) Along with part number AX-GMLAN010EXT

(P) Available in multiple colors. Please check with your Salesperson for the available color options.

~~XXXX~~ A cross-through denotes part no longer available through Metra

APPLICATIONS

INTO CAR	TURBO WIRE CONT.		ANTENNA ADAPTERS		ANTENNA WORKS®	
	AMPLIFIED INTO RADIO	BYPASS	OE ANTENNA TO AFRMKT. RADIO	OE RADIO TO AFRMKT. ANTENNA	FIXED ANTENNA	POWER ANTENNA
70-1859	71-1858-1	N/A	40-GM10	40-GM21	44-GM94B	N/A
70-1859	71-1858-1	N/A	40-GM10	40-GM21	44-GM94B	N/A
70-1859	71-1858-1	N/A	40-GM10	40-GM21	44-GM94B	N/A
70-1859	71-1858-1	N/A	40-GM10	40-GM21	44-GM92	N/A
N/A	N/A	N/A	with 70-1855	40-GM20	44-GM92	N/A
N/A	N/A	N/A	N/R	N/R	44-GM90	N/A
N/A	N/A	N/A	N/R	N/R	44-GM90	N/A
N/A	N/A	N/A	40-GM10	40-GM21	44-GM935	N/A
N/A	N/A	N/A	40-GM10	40-GM21	44-GM935	N/A
N/A	N/A	N/A	40-GM10	40-GM21	44-GM935	N/A
N/A	N/A	N/A	40-GM10	40-GM21	44-GM935	N/A
N/A	N/A	N/A	40-GM10	40-GM21	44-GM935	N/A
N/A	N/A	N/A	40-GM10	40-GM20	44-GM935	N/A
N/A	N/A	N/A	40-GM10	40-GM20	44-GM935	N/A
N/A	N/A	N/A	N/R	N/R	44-GM935	N/A
70-1859	71-1858-1	N/A	40-GM10	40-GM21	44-GM92	N/A
N/A	N/A	N/A	with 70-1855	40-GM20	44-GM92	N/A
N/A	N/A	N/A	40-GM10	40-GM20	44-CR70	N/A
N/A	N/A	N/A	N/R	N/R	44-CR70	N/A
N/A	N/A	N/A	N/R	N/R	44-CR70	N/A
N/A	N/A	N/A	N/A	N/A	N/A	N/A
with kit	71-2105	N/A	40-EU55	40-EU20	N/A	N/A
with kit	71-2105	N/A	40-EU55	40-EU20	44-UA46	N/A
N/A	N/A	N/A	40-GM10	40-GM20	N/A	N/A
N/A	N/A	N/A	40-GM10	40-GM21	44-GM935	44-PWZ2
GMOS-MOST-01	71-2107	70-2057	40-EU55	40-EU20	N/A	N/A
GMOS-LAN-07 (A)	71-2106	N/A	40-EU10	40-EU20	IN GLASS	N/A
GMOS-LAN-02 (A)	71-2105	N/A	40-CR10	40-CR20	IN GLASS	N/A
GMOS-LAN-02 (A)	71-2105	N/A	40-CR10	40-CR20	IN GLASS	N/A
GMOS-04 (A)	71-2003-1	N/A	40-GM10	40-GM20	44-GM94B	N/A
70-1859	71-1858-1	N/A	40-GM10	40-GM21	44-GM92	N/A
70-1859	71-1858-1	N/A	40-GM10	40-GM21	44-GM92	N/A
N/A	N/A	N/A	with 70-1855	40-GM20	44-GM92	N/A
GMOS-MOST-01	71-2107	70-2057	40-EU55	40-EU20	N/A	N/A
GMOS-LAN-07	71-2106	N/A	40-EU10	40-EU20	IN GLASS	N/A
GMOS-LAN-02 (A)	71-2105	N/A	40-CR10	40-CR20	IN GLASS	N/A
GMOS-LAN-02 (A)	71-2105	N/A	40-CR10	40-CR20	IN GLASS	N/A
GMOS-04 (A)	71-2003-1	N/A	40-GM10	40-GM20	44-GM94B	N/A
70-1859	71-1858-1	N/A	40-GM10	40-GM21	44-GM92	N/A
70-1859	71-1858-1	N/A	40-GM10	40-GM21	44-GM92	N/A
N/A	N/A	N/A	40-EU10	40-EU20	44-UA20	N/A
N/A	N/A	N/A	40-EU10	40-EU20	44-UA20	N/A
N/A	N/A	N/A	N/R	N/R	44-UA20	N/A
N/A	N/A	N/A	N/R	N/R	44-UA20	N/A

OTHER ANTENNA OPTIONS AVAILABLE:

UNIVERSAL AMPLIFIED ANTENNA: UA20, UA30, UA40, UA50, UA60, UA200

UNIVERSAL PILLAR MOUNT: UP21, UP58

UNIVERSAL SIDE MOUNT: US401, US502, US71

UNIVERSAL FOR LARGE HOLE 1" (25mm): FD80, FD81, FD81B, FD810, GM935, GM935B, UL08, UL10, UL105, UL105B, US03R, US07R, US13, US13B, US14, US20, US30, US30B, UT03R, UT06R, UT10, UT10B, UT183, UT30, UT30B, UT31, UT391, UT391B

UNIVERSAL FOR SMALL HOLES 3/4" (19mm): UL09, UL105, UL105B, UL15, UL15B, UT91, UT91B, UT391, UT391B, UT925B - UI MODELS NORMALLY REQUIRE 9" (23cm) UNDER FENDER CLEARANCE.

@: Applicable only when replacing an existing power antenna (Use of existing antenna base and mounting hardware required or select power antenna base kit for new installation.)

#: Major modification may be required depending on vehicle (Examples: Removal of previous antenna mounting brackets; drilling or cutting to gain access to antenna mounting area or removal of sub fender)

APPLICATIONS

MAKE/MODEL	YEAR	TURBO KITS					TURBO WIRE NON-AMPLIFIED		
		OPTION 1	SINGLE-DIN OPTION 2	OPTION 3	DOUBLE-DIN OPTION 1	DOUBLE-DIN OPTION 2	OPTION 1 INTO CAR	OPTION 2 INTO RADIO	
HONDA									
Accord (EX and higher)	2018	2018	N/A	N/A	N/A	N/A	N/A	N/A	N/A
Accord (LX, LX Sport)	2018	2018	N/A	N/A	N/A	N/A	N/A	N/A	N/A
Accord (EX and higher)	2016	2017	N/A	N/A	N/A	N/A	N/A	with kit	N/A
Accord (EX and higher)	2013	2015	-	99-7804HG	99-7804B	99-7804B	99-7804HG	with kit	71-1729
Accord (LX, LX Sport)	2013	2017	-	99-7804HG	99-7804B	99-7804B	99-7804HG	with kit	71-1729
Accord (with nav) (gunmetal)	2008	2012	99-7807	99-7807	99-7807	99-7807	-	70-1729	71-1729
Accord (with nav) (taupe)	2008	2012	99-7807T	99-7807T	99-7807T	99-7807T	-	70-1729	71-1729
Accord (without nav) (with auto climate) (gunmetal)	2008	2012	99-7875	99-7875	99-7875	99-7875	-	70-1729	71-1729
Accord (without nav) (with auto climate) (taupe)	2008	2012	99-7875T	99-7875T	99-7875T	99-7875T	-	70-1729	71-1729
Accord (with manual climate) (gunmetal)	2008	2012	99-7874	99-7874	99-7874	99-7874	-	70-1729	71-1729
Accord (with manual climate) (taupe)	2008	2012	99-7874T	99-7874T	99-7874T	99-7874T	-	70-1729	71-1729
Accord	2003	2007	99-7803G & 08-00-7803			99-7803G	-	with kit	71-1721
Accord (lower dash)	2003	2007	99-7862	99-7862	99-7862	95-7862	-	with kit	71-1721
Accord	1998	2002	99-7894	99-7895	99-7898	95-7895	99-7814	70-1721	71-1721
Accord	1994	1997	99-7890	99-7892	99-7898	95-7801	99-7814	70-1720	71-1720
Accord	1993	1993	99-7890	99-7892	99-7898	95-7801	99-7814	70-1720	71-1720
Accord	1990	1992	99-7890	99-7892	99-7898	95-7801	99-7814	70-1720	71-1720
Accord	1986	1989	DIN opening	DIN opening	DIN opening	N/A	N/A	70-1720	71-1720
Accord	1982	1985	DIN opening	DIN opening	DIN opening	N/A	N/A	70-1388	N/A
Accord	1979	1981	N/A	N/A	N/A	N/A	N/A	N/A	N/A
Accord Crosstour (with nav) (gunmetal)	2010	2011	99-7807	99-7807	99-7807	99-7807	-	N/A	N/A
Accord Crosstour (with nav) (taupe)	2010	2011	99-7807T	99-7807T	99-7807T	99-7807T	-	N/A	N/A
Accord Crosstour (without nav) (gunmetal)	2010	2011	99-7875	99-7875	99-7875	99-7875	-	N/A	N/A
Accord Crosstour (without nav) (taupe)	2010	2011	99-7875T	99-7875T	99-7875T	99-7875T	-	N/A	N/A
Civic (EX and higher)	2016	2017	N/A	N/A	N/A	N/A	N/A	N/A	N/A
Civic (LX, LX-P)	2016	2018	99-7812B	99-7812B	99-7812B	95-7812B	-	70-1731 (A)	71-1731
Civic (EX / EX-L / Si)	2014	2015	99-7882B	99-7882B	99-7882B	95-7882B	-	HDCC-02	71-1729
Civic (LX)	2014	2015	99-7882B	99-7882B	99-7882B	95-7882B	-	70-1729	71-1729
Civic (with nav)	2013	2013	99-7882B	99-7882B	99-7882B	95-7882B	-	70-1729	71-1729
Civic (without nav) (EX and higher)	2013	2013	99-7882B	99-7882B	99-7882B	95-7882B	-	HDCC-01	71-1729
Civic (without nav) (LX)	2013	2013	99-7882B	99-7882B	99-7882B	95-7882B	-	70-1729	71-1729
Civic (with nav)	2012	2012	99-7881G	99-7881G	99-7881G	95-7881G	-	70-1729	71-1729
Civic (without nav)	2012	2012	99-7881G	99-7881G	99-7881G	95-7881G	-	70-1729	71-1729
Civic (with nav) (with gray dash)	2009	2011	99-7816G	99-7816G	99-7816G	99-7816G	-	70-1729	71-1729
Civic (with nav) (with taupe dash)	2009	2011	99-7816T	99-7816T	99-7816T	99-7816T	-	70-1729	71-1729
Civic (all but US DX) (without nav) (with gray dash)	2009	2011	99-7816G	99-7816G	99-7816G	99-7816G	-	70-1722	71-1722
Civic (all but US DX) (without nav) (with taupe dash)	2009	2011	99-7816T	99-7816T	99-7816T	99-7816T	-	70-1722	71-1722
Civic (all but US DX) (with gray dash)	2006	2008	99-7816G	99-7816G	99-7816G	99-7816G	-	70-1722	71-1722
Civic (all but US DX) (with taupe dash)	2006	2008	99-7816T	99-7816T	99-7816T	99-7816T	-	70-1722	71-1722
Civic (DX, excluding Canada) (with gray dash)	2006	2011	99-7816G	99-7816G	99-7816G	99-7816G	-	70-1721	71-1721
Civic (DX, excluding Canada) (with taupe dash)	2006	2011	99-7816T	99-7816T	99-7816T	99-7816T	-	70-1721	71-1721
Civic (Special Edition)	2005	2005	99-7898	99-7898	99-7898	99-9999 (B)	-	70-1721	71-1721
Civic (excluding SI and SE models)	2001	2005	99-7899	N/A	99-7897	95-7899	-	70-1721	71-1721
Civic Si (3-door only)	2002	2005	99-7860	99-7860	99-7860	99-7860	-	70-1721	71-1721
Civic	1999	2000	99-7814	99-7896	99-7898	95-7801	99-7814	70-1721	71-1721
Civic	1996	1998	99-7891	89-30-7891	99-7898	N/A	N/A	70-1720	71-1720

FOOTNOTES:

- (A) Please refer to the AXCESS application chart/catalog for other interfaces available.
- (B) To be used along with the factory brackets.
- (C) Use 98-9306 along with the kit if equipped with heated seats. (U.S. models only)
- (D) Along with part number AX-GMLAN09EXT.
- (E) AX-HYK1A1-SWC available for BlueLink equipped vehicles.

(F) Bose amp only.

(G) Along with part number AX-GMLAN010EXT

(P) Available in multiple colors. Please check with your Salesperson for the available color options.

~~XXXX~~ A cross-through denotes part no longer available through Metra

APPLICATIONS

INTO CAR	TURBO WIRE CONT.		ANTENNA ADAPTERS		ANTENNA WORKS®	
	AMPLIFIED INTO RADIO	BYPASS	OE ANTENNA TO AFRMKT. RADIO	OE RADIO TO AFRMKT. ANTENNA	FIXED ANTENNA	POWER ANTENNA
N/A	N/A	N/A	40-HD12 & 44-EC204	40-HD22	N/A	N/A
no amp option	no amp option	no amp option	40-HD11	40-HD21	N/A	N/A
with kit	N/A	N/A	40-HD12	40-HD22	N/A	N/A
with kit	71-1729	N/A	40-HD12	40-HD22	N/A	N/A
no amp option	no amp option	no amp option	40-HD11	40-HD21	N/A	N/A
70-1730	71-1729	N/A	40-HD10	40-HD20	IN GLASS	N/A
70-1730	71-1729	N/A	40-HD10	40-HD20	IN GLASS	N/A
70-1730	71-1729	N/A	40-HD10	40-HD20	IN GLASS	N/A
70-1730	71-1729	N/A	40-HD10	40-HD20	IN GLASS	N/A
70-1730	71-1729	N/A	40-HD10	40-HD20	IN GLASS	N/A
70-1730	71-1729	N/A	40-HD10	40-HD20	IN GLASS	N/A
N/A	N/A	N/A	N/R	N/R	IN GLASS	N/A
N/A	N/A	N/A	N/R	N/R	IN GLASS	N/A
no amp option	no amp option	N/A	N/R	N/R	IN GLASS	44-PWZ2
no amp option	no amp option	N/A	N/R	N/R	IN GLASS	44-PWHD94
70-1724	71-1720	N/A	N/R	N/R	44-GM935	44-PWZ2
no amp option	no amp option	N/A	N/R	N/R	44-GM935	44-PWZ2
N/A	N/A	N/A	N/R	N/R	44-HD92	N/A
N/A	N/A	N/A	N/R	N/R	44-HD92	N/A
N/A	N/A	N/A	N/R	N/R	44-HD95	N/A
70-1730	71-1729	N/A	40-HD10	40-HD20	IN GLASS	N/A
70-1730	71-1729	N/A	40-HD10	40-HD20	IN GLASS	N/A
70-1730	71-1729	N/A	40-HD10	40-HD20	IN GLASS	N/A
70-1730	71-1729	N/A	40-HD10	40-HD20	IN GLASS	N/A
N/A	N/A	N/A	40-HD12 & 44-EC204	40-HD22	N/A	N/A
N/A	N/A	N/A	40-HD11	40-HD21	N/A	N/A
HDCC-02	71-1729	N/A	40-HD11	40-HD21	N/A	N/A
N/A	N/A	N/A	40-HD11	40-HD21	N/A	N/A
N/A	N/A	N/A	40-HD11	40-HD21	N/A	N/A
HDCC-01	71-1729	N/A	40-HD11	40-HD21	N/A	N/A
no amp option	no amp option	no amp option	40-HD11	40-HD21	N/A	N/A
N/A	71-1729	N/A	40-HD11	40-HD21	IN GLASS	N/A
70-1730	71-1729	N/A	40-HD11	40-HD21	IN GLASS	N/A
70-1729	71-1729	N/A	40-HD11	40-HD21	IN GLASS	N/A
70-1729	71-1729	N/A	40-HD11	40-HD21	IN GLASS	N/A
70-1722	71-1722	70-1727	40-HD10	40-HD20	IN GLASS	N/A
70-1722	71-1722	70-1727	40-HD10	40-HD20	IN GLASS	N/A
70-1722	71-1722	70-1727	40-HD10	40-HD20	IN GLASS	N/A
70-1722	71-1722	70-1727	40-HD10	40-HD20	IN GLASS	N/A
no amp option	no amp option	no amp option	40-HD10	40-HD20	IN GLASS	N/A
no amp option	no amp option	no amp option	40-HD10	40-HD20	IN GLASS	N/A
N/A	N/A	N/A	N/R	N/R	IN GLASS	N/A
N/A	N/A	N/A	N/R	N/R	IN GLASS	N/A
N/A	N/A	N/A	N/R	N/R	44-HD98	N/A
no amp option	no amp option	N/A	N/R	N/R	44-HD98	N/A
N/A	N/A	N/A	N/R	N/R	44-HD98	N/A

OTHER ANTENNA OPTIONS AVAILABLE:

UNIVERSAL AMPLIFIED ANTENNA: UA20, UA30, UA40, UA50, UA60, UA200

UNIVERSAL PILLAR MOUNT: UP21, UP58

UNIVERSAL SIDE MOUNT: US401, US502, US71

UNIVERSAL FOR LARGE HOLE 1" (25mm): FD80, FD81, FD81B, FD810, GM935, GM935B, UL08, UL10, UL105, UL105B, US03R, US07R, US13, US13B, US14, US20, US30, US30B, UT03R, UT06R, UT10, UT10B, UT183, UT30, UT30B, UT31, UT391, UT391B

UNIVERSAL FOR SMALL HOLES 3/4" (19mm): UL09, UL105, UL105B, UL15, UL15B, UT91, UT91B, UT391, UT391B, UT925B - UI MODELS NORMALLY REQUIRE 9" (23cm) UNDER FENDER CLEARANCE.

@: Applicable only when replacing an existing power antenna (Use of existing antenna base and mounting hardware required or select power antenna base kit for new installation.)

#: Major modification may be required depending on vehicle (Examples: Removal of previous antenna mounting brackets; drilling or cutting to gain access to antenna mounting area or removal of sub fender)

APPLICATIONS

MAKE/MODEL	YEAR	TURBO KITS			DOUBLE-DIN		TURBO WIRE NON-AMPLIFIED		
		OPTION 1	SINGLE-DIN OPTION 2	OPTION 3	OPTION 1	OPTION 2	OPTION 1 INTO CAR	OPTION 2 INTO RADIO	
HONDA									
Civic (with factory keyless entry)	1996	1998	99-7891	89-30-7891	99-7898	N/A	N/A	70-1720T	71-1720
Civic	1992	1995	DIN opening	DIN opening	DIN opening	N/A	N/A	70-1720	71-1720
Civic	1986	1991	DIN opening	DIN opening	DIN opening	N/A	N/A	70-1720	71-1720
Civic	1984	1985	DIN opening	DIN opening	DIN opening	N/A	N/A	70-1388	N/A
Civic	1983	1983	DIN opening	DIN opening	DIN opening	N/A	N/A	70-1388	N/A
Civic	1980	1982	DIN opening	DIN opening	DIN opening	N/A	N/A	N/A	N/A
Civic Hatchback (EX and higher)	2017	2017	N/A	N/A	N/A	N/A	N/A	N/A	N/A
Civic Hatchback (LX, Sport)	2017	2018	99-7812B	99-7812B	99-7812B	95-7812B	-	70-1731 (A)	71-1731
Civic Del Sol	1993	1997	DIN opening	DIN opening	DIN opening	N/A	N/A	70-1720	71-1720
CR-V (EX and higher)	2017	2018	N/A	N/A	N/A	N/A	N/A	N/A	N/A
CR-V (LX)	2017	2018	99-7817HG	99-7817HG	99-7817HG	95-7817HG	-	70-1731 (A)	71-1731
CR-V	2016	2016	99-7802CH	99-7802CH	99-7802CH	95-7802CH	-	70-1729	71-1729
CR-V (EX and higher)	2015	2015	99-7802CH	99-7802CH	99-7802CH	95-7802CH	-	HDCC-02	71-1729
CR-V (LX)	2015	2015	99-7802CH	99-7802CH	99-7802CH	95-7802CH	-	70-1729	71-1729
CR-V (with nav)	2012	2014	99-7802CH	99-7802CH	99-7802CH	95-7802CH	-	70-1729	71-1729
CR-V (without nav)	2012	2014	99-7802CH	99-7802CH	99-7802CH	95-7802CH	-	HDCC-01	71-1729
CR-V (w nav)	2010	2011	99-7873	99-7873	99-7873	99-7873	-	N/A	N/A
CR-V (w/o nav)	2010	2011	99-7873	99-7873	99-7873	99-7873	-	70-1722	71-1722
CR-V	2007	2009	99-7873	99-7873	99-7873	99-7873	-	70-1722	71-1722
CR-V	2002	2006	99-7814	99-7814	99-7898	95-7801	99-7814	70-1721	71-1721
CR-V	1999	2001	99-7814	99-7893	99-7898	95-7801	99-7814	70-1721	71-1721
CR-V	1997	1998	99-7814	99-7893	99-7898	95-7801	99-7814	70-1720	71-1720
CR-X	1988	1991	DIN opening	DIN opening	DIN opening	N/A	N/A	70-1720	71-1720
CR-X	1986	1987	DIN opening	DIN opening	DIN opening	N/A	N/A	70-1720	71-1720
CR-X	1984	1985	DIN opening	DIN opening	DIN opening	N/A	N/A	70-1388	N/A
CR-Z	2011	2016	99-7879	99-7879	99-7879	95-7879	-	70-1729	71-1729
Crosstour (with nav)	2013	2015	N/A	N/A	N/A	N/A	N/A	N/A	N/A
Crosstour (without nav) (with auto climate)	2013	2015	N/A	N/A	N/A	N/A	N/A	N/A	N/A
Crosstour (without nav) (with manual climate) (gunmetal)	2013	2015	99-7874	99-7874	99-7874	99-7874	-	N/A	N/A
Crosstour (without nav) (with manual climate) (taupe)	2013	2015	99-7874T	99-7874T	99-7874T	99-7874T	-	N/A	N/A
Crosstour (with nav) (gunmetal)	2012	2012	99-7807	99-7807	99-7807	99-7807	-	N/A	N/A
Crosstour (with nav) (taupe)	2012	2012	99-7807T	99-7807T	99-7807T	99-7807T	-	N/A	N/A
Crosstour (without nav) (with auto climate) (gunmetal)	2012	2012	99-7875	99-7875	99-7875	99-7875	-	N/A	N/A
Crosstour (without nav) (with auto climate) (taupe)	2012	2012	99-7875T	99-7875T	99-7875T	99-7875T	-	N/A	N/A
Crosstour (without nav) (with auto climate) (gunmetal)	2012	2012	99-7874	99-7874	99-7874	99-7874	-	N/A	N/A
Crosstour (without nav) (with auto climate) (taupe)	2012	2012	99-7874T	99-7874T	99-7874T	99-7874T	-	N/A	N/A
Element (all but LX)	2005	2011	99-7863	99-7863	99-7863	95-7863	-	70-1721	71-1721
Element (LX)	2005	2011	99-7863	99-7863	99-7863	95-7863	-	70-1721	71-1721
Element	2003	2004	99-7863	99-7863	99-7863	95-7863	-	70-1721	71-1721
Fit (with touchscreen)	2018	2019	N/A	N/A	N/A	N/A	N/A	N/A	71-1731
Fit (without touchscreen)	2018	2019	99-7883HG	99-7883HG	99-7883HG	95-7883HG	-	70-1731	71-1731
Fit (with touchscreen)	2015	2017	99-7883HG	99-7883HG	99-7883HG	95-7883HG	-	HDCC-02	71-1729
Fit (without touchscreen)	2015	2017	99-7883HG	99-7883HG	99-7883HG	95-7883HG	-	70-1729	71-1729
Fit (with nav)	2009	2013	99-7877S	99-7877S	99-7877S	99-7877S	-	70-1729	71-1729
Fit (without nav)	2009	2013	99-7877S	99-7877S	99-7877S	99-7877S	-	70-1729	71-1729
Fit	2007	2008	99-7872	99-7872	99-7872	99-7872	-	70-1722	71-1722

FOOTNOTES:

- (A) Please refer to the AXCESS application chart/catalog for other interfaces available.
- (B) To be used along with the factory brackets.
- (C) Use 98-9306 along with the kit if equipped with heated seats. (U.S. models only)
- (D) Along with part number AX-GMLAN09EXT.
- (E) AX-HYK1A1-SWC available for BlueLink equipped vehicles.

(F) Bose amp only.

(G) Along with part number AX-GMLAN010EXT

(P) Available in multiple colors. Please check with your Salesperson for the available color options.

~~XXXX~~ A cross-through denotes part no longer available through Metra

APPLICATIONS

INTO CAR	TURBO WIRE CONT.		ANTENNA ADAPTERS		ANTENNA WORKS®	
	AMPLIFIED INTO RADIO	BYPASS	OE ANTENNA TO AFRMKT. RADIO	OE RADIO TO AFRMKT. ANTENNA	FIXED ANTENNA	POWER ANTENNA
N/A	N/A	N/A	N/R	N/R	44-HD98	N/A
N/A	N/A	N/A	N/R	N/R	44-HD96	N/A
N/A	N/A	N/A	N/R	N/R	44-HD96	N/A
N/A	N/A	N/A	N/R	N/R	44-HD95	N/A
N/A	N/A	N/A	N/R	N/R	44-HD95	N/A
N/A	N/A	N/A	N/R	N/R	44-HD99B	N/A
N/A	N/A	N/A	40-HD12 & 44-EC204	40-HD22	N/A	N/A
N/A	N/A	N/A	40-HD11	40-HD21	N/A	N/A
N/A	N/A	N/A	N/R	N/R	44-UA30	44-PWHD99B
N/A	N/A	N/A	40-HD12 & 44-EC204	40-HD22	N/A	N/A
no amp option	no amp option	no amp option	40-HD11	40-HD21	N/A	N/A
70-T730	71-T729	N/A	40-HD11	40-HD21	44-UA46	N/A
HDCC-02	71-T729	N/A	40-HD11	40-HD21	44-UA46	N/A
no amp option	no amp option	no amp option	40-HD11	40-HD21	44-UA46	N/A
N/A	N/A	N/A	40-HD11	40-HD21	44-UA46	N/A
HDCC-01	71-T729	N/A	40-HD11	40-HD21	44-UA46	N/A
70-T729	71-T729	N/A	40-HD11	40-HD21	44-UA42	N/A
70-T722	71-T722	N/A	40-HD10	40-HD20	44-UA42	N/A
N/A	N/A	N/A	40-HD10	40-HD20	44-UA42	N/A
no amp option	no amp option	N/A	N/R	N/R	44-HD94	N/A
no amp option	no amp option	N/A	N/R	N/R	44-HD96	N/A
no amp option	no amp option	N/A	N/R	N/R	44-HD96	N/A
N/A	N/A	N/A	N/R	N/R	44-HD96	N/A
N/A	N/A	N/A	N/R	N/R	44-HD95	N/A
N/A	N/A	N/A	N/R	N/R	44-HD95	N/A
70-T730	71-T729	N/A	40-HD11	40-HD21	N/A	N/A
N/A	N/A	N/A	40-HD11	40-HD21	IN GLASS	N/A
N/A	N/A	N/A	40-HD12	40-HD22	IN GLASS	N/A
70-T730	71-T729	N/A	40-HD10	40-HD20	IN GLASS	N/A
70-T730	71-T729	N/A	40-HD10	40-HD20	IN GLASS	N/A
70-T730	71-T729	N/A	40-HD10	40-HD20	IN GLASS	N/A
70-T730	71-T729	N/A	40-HD10	40-HD20	IN GLASS	N/A
70-T730	71-T729	N/A	40-HD10	40-HD20	IN GLASS	N/A
70-T730	71-T729	N/A	40-HD10	40-HD20	IN GLASS	N/A
70-T730	71-T729	N/A	40-HD10	40-HD20	IN GLASS	N/A
70-T730	71-T729	N/A	40-HD10	40-HD20	IN GLASS	N/A
70-T730	71-T729	N/A	40-HD10	40-HD20	IN GLASS	N/A
70-7863	N/A	70-1726	40-HD10	40-HD20	44-UA46	N/A
N/A	N/A	N/A	N/R	N/R	44-UA46	N/A
70-7863	N/A	70-1726	N/R	N/R	44-UA46	N/A
no amp option	no amp option	no amp option	40-HD11	40-HD21	N/A	N/A
no amp option	no amp option	no amp option	40-HD11	40-HD21	N/A	N/A
no amp option	no amp option	no amp option	40-HD11	40-HD21	44-UA46	N/A
no amp option	no amp option	no amp option	40-HD11	40-HD21	44-UA46	N/A
N/A	N/A	N/A	40-HD11	40-HD21	44-UA46	N/A
N/A	N/A	N/A	40-HD10	40-HD20	44-UA46	N/A
N/A	N/A	N/A	40-HD10	40-HD20	44-UA46	N/A

OTHER ANTENNA OPTIONS AVAILABLE:

UNIVERSAL AMPLIFIED ANTENNA: UA20, UA30, UA40, UA50, UA60, UA200

UNIVERSAL PILLAR MOUNT: UP21, UP58

UNIVERSAL SIDE MOUNT: US401, US502, US71

UNIVERSAL FOR LARGE HOLE 1" (25mm): FD80, FD81, FD81B, FD810, GM935, GM935B, UL08, UL10, UL105, UL105B, US03R, US07R, US13, US13B, US14, US20, US30, US30B, UT03R, UT06R, UT10, UT10B, UT183, UT30, UT30B, UT31, UT391, UT391B

UNIVERSAL FOR SMALL HOLES 3/4" (19mm): UL09, UL105, UL105B, UL15, UL15B, UT91, UT91B, UT391, UT391B, UT925B - UI MODELS NORMALLY REQUIRE 9" (23cm) UNDER FENDER CLEARANCE.

@: Applicable only when replacing an existing power antenna (Use of existing antenna base and mounting hardware required or select power antenna base kit for new installation.)

#: Major modification may be required depending on vehicle (Examples: Removal of previous antenna mounting brackets; drilling or cutting to gain access to antenna mounting area or removal of sub fender)

APPLICATIONS

MAKE/MODEL	YEAR	SINGLE-DIN			DOUBLE-DIN		TURBO WIRE NON-AMPLIFIED		
		OPTION 1	OPTION 2	OPTION 3	OPTION 1	OPTION 2	OPTION 1 INTO CAR	OPTION 2 INTO RADIO	
HONDA									
HR-V	2016	2018	99-7810B	99-7810B	99-7810B	95-7810B	-	70-1729	71-1729
Insight (with touchscreen)	2019	2019	N/A	N/A	N/A	N/A	N/A	N/A	N/A
Insight (without touchscreen)	2019	2019	N/A	N/A	N/A	N/A	N/A	70-1731 (A)	71-1731
Insight (with nav)	2010	2014	99-7878B	99-7878B	99-7878B	99-7878B	-	70-1729	71-1729
Insight (without nav)	2010	2014	99-7878B	99-7878B	99-7878B	99-7878B	-	70-1722	71-1729
Insight	2001	2006	DIN opening	DIN opening	DIN opening	N/A	N/A	70-1721	71-1721
Odyssey (EX and higher)	2018	2019	N/A	N/A	N/A	N/A	N/A	N/A	N/A
Odyssey (LX)	2018	2019	N/A	N/A	N/A	N/A	N/A	N/A	N/A
Odyssey (EX and higher)	2014	2017	N/A	N/A	N/A	N/A	N/A	70-1729	71-1729
Odyssey (LX)	2014	2017	99-7880B	99-7880B	99-7880B	99-7880B	-	70-1729	71-1729
Odyssey (with nav)	2011	2013	N/A	N/A	N/A	N/A	-	N/A	N/A
Odyssey (without nav)	2011	2013	99-7880B	99-7880B	99-7880B	99-7880B	-	70-1729	71-1729
Odyssey	2008	2010	99-7869	99-7869	99-7869	99-7869	-	70-1722	71-1722
Odyssey	2005	2007	99-7869	99-7869	99-7869	99-7869	-	70-1721	71-1721
Odyssey (with nav)	1999	2004	N/A	N/A	N/A	N/A	N/A	70-1721	71-1721
Odyssey (without nav)	1999	2004	99-7814	99-7814	99-7898	95-7801	99-7814	70-1721	71-1721
Odyssey	1995	1998	99-7890	99-7892	99-7898	95-7801	99-7814	70-1720	71-1720
Passport	1998	2002	99-2009	99-1004	99-1004	99-2011	-	70-7712	71-7712
Passport	1996	1997	N/A	N/A	N/A	N/A	N/A	70-7712	71-7712
Passport	1994	1995	99-3400	99-3400	99-3400	N/A	N/A	70-1782	71-1782
Pilot (with touchscreen and/or NAV)	2019	2019	N/A	N/A	N/A	N/A	N/A	N/A	N/A
Pilot (with touchscreen and/or NAV)	2016	2018	99-7811(P)	99-7811(P)	99-7811(P)	95-7811(P)	-	70-1729	71-1729
Pilot (without touchscreen)	2016	2019	99-7811(P)	99-7811(P)	99-7811(P)	95-7811(P)	-	70-1729	71-1729
Pilot	2012	2015	N/A	N/A	N/A	N/A	N/A	70-1729	71-1729
Pilot (with nav)	2009	2011	N/A	N/A	N/A	N/A	N/A	70-1729	71-1729
Pilot (without nav)	2009	2011	99-7876	99-7876	99-7876	N/A	N/A	70-1729	71-1729
Pilot (with nav)	2006	2008	99-7819	99-7819	99-7819	99-7819	-	70-1721	71-1721
Pilot (without nav)	2006	2008	-	99-7861	99-7818	95-7861	99-7818	70-1721	71-1721
Pilot (with nav)	2003	2005	N/A	N/A	N/A	N/A	N/A	70-1721	71-1721
Pilot (without nav)	2003	2005	-	99-7861	99-7818	95-7861	99-7818	70-1721	71-1721
Prelude	1999	2001	99-7814	99-7893	99-7898	95-7801	99-7814	70-1721	71-1721
Prelude	1997	1998	99-7814	99-7893	99-7898	95-7801	99-7814	70-1720	71-1720
Prelude	1992	1996	99-7814	99-7889	99-7898	95-7801	99-7814	70-1720	71-1720
Prelude (with double DIN radio)	1988	1991	99-7814	99-7889	99-7898	95-7801	99-7814	70-1720	71-1720
Prelude (with single DIN radio)	1988	1991	DIN opening	99-7889	99-7898	95-7801	99-7814	70-1720	71-1720
Prelude	1986	1987	DIN opening	DIN opening	DIN opening	N/A	N/A	70-1720	71-1720
Prelude	1983	1985	DIN opening	DIN opening	DIN opening	N/A	N/A	70-1388	N/A
Ridgeline (with touchscreen radio)	2017	2019	99-7811HG	99-7811HG	99-7811HG	95-7811HG	-	N/A	N/A
Ridgeline (without touchscreen radio)	2017	2019	99-7811B	99-7811B	99-7811B	95-7811B	-	70-1729	71-1729
Ridgeline	2009	2014	99-7870	99-7870	99-7870	95-7870	-	70-1729	71-1729
Ridgeline	2005	2008	99-7870	99-7870	99-7870	95-7870	-	70-1721	71-1721
S2000	2000	2009	DIN opening	DIN opening	DIN opening	N/A	N/A	70-1721	71-1721
HUMMER									
HZ	2008	2009	99-3305	99-3305	99-3305	95-3305	-	N/A	N/A
HZ	2004	2007	99-2009	99-3301	99-2011	99-2011	-	N/A	N/A
HZ	2003	2003	99-2009	99-3301	99-2011	99-2011	-	N/A	N/A

FOOTNOTES:

- (A) Please refer to the AXCESS application chart/catalog for other interfaces available.
- (B) To be used along with the factory brackets.
- (C) Use 98-9306 along with the kit if equipped with heated seats. (U.S. models only)
- (D) Along with part number AX-GMLAN09EXT.
- (E) AX-HYK1A1-SWC available for BlueLink equipped vehicles.

(F) Bose amp only.

(G) Along with part number AX-GMLAN010EXT

(P) Available in multiple colors. Please check with your Salesperson for the available color options.

~~XXXX~~ A cross-through denotes part no longer available through Metra



APPLICATIONS

INTO CAR	TURBO WIRE CONT.		ANTENNA ADAPTERS		ANTENNA WORKS®	
	AMPLIFIED INTO RADIO	BYPASS	OE ANTENNA TO AFRMKT. RADIO	OE RADIO TO AFRMKT. ANTENNA	FIXED ANTENNA	POWER ANTENNA
N/A	N/A	N/A	40-HD11	40-HD21	N/A	N/A
N/A	N/A	N/A	40-HD12 & 44-EC204	40-HD22	N/A	N/A
no amp option	no amp option	no amp option	40-HD11	40-HD21	N/A	N/A
N/A	N/A	N/A	40-HD11	40-HD21	44-UA46	N/A
N/A	N/A	N/A	40-HD10	40-HD20	44-UA46	N/A
N/A	N/A	N/A	N/R	N/R	44-UA30	N/A
N/A	N/A	N/A	40-HD12 & 44-EC240	40-HD22	N/A	N/A
no amp option	no amp option	no amp option	40-HD11	40-HD21	N/A	N/A
70-T730	71-T729	N/A	40-HD12	40-HD22	IN GLASS	N/A
N/A	N/A	N/A	40-HD11	40-HD21	IN GLASS	N/A
N/A	N/A	N/A	40-HD11	40-HD21	IN GLASS	N/A
N/A	N/A	N/A	40-HD11	40-HD21	IN GLASS	N/A
N/A	N/A	N/A	40-HD10	40-HD20	IN GLASS	N/A
N/A	N/A	N/A	40-HD10	40-HD20	IN GLASS	N/A
no amp option	no amp option	N/A	N/R	N/R	44-HD94	N/A
no amp option	no amp option	N/A	N/R	N/R	44-HD94	N/A
no amp option	no amp option	N/A	N/R	N/R	44-HD94	N/A
N/A	N/A	N/A	N/R	N/R	44-CR88	N/A
N/A	N/A	N/A	N/R	N/R	44-CR88	N/A
N/A	N/A	N/A	N/R	N/R	44-CR88	N/A
N/A	N/A	N/A	40-HD12 & 44-EC204	40-HD22	N/A	N/A
N/A	N/A	N/A	40-HD12 & 44-EC204	40-HD22	N/A	N/A
no amp option	no amp option	no amp option	40-HD11	40-HD21	N/A	N/A
70-T729 (less sub)	71-T729	N/A	40-HD11	40-HD21	N/A	N/A
70-T729 (less sub)	71-T729	N/A	40-HD10	40-HD20	IN GLASS	N/A
70-T729 (less sub)	71-T729	N/A	40-HD10	40-HD20	IN GLASS	N/A
70-T721 (less sub)	71-T721	N/A	40-HD10	40-HD20	IN GLASS	N/A
70-T721 (less sub)	71-T721	N/A	40-HD10	40-HD20	IN GLASS	N/A
70-T721 (less sub)	71-T721	N/A	N/R	N/R	IN GLASS	N/A
70-T721 (less sub)	71-T721	N/A	N/R	N/R	IN GLASS	N/A
no amp option	no amp option	N/A	N/R	N/R	44-HD94	44-PWHD94
no amp option	no amp option	N/A	N/R	N/R	44-HD94	44-PWHD94
no amp option	no amp option	N/A	N/R	N/R	44-HD94	44-PWHD94
no amp option	no amp option	N/A	N/R	N/R	44-GM935	44-PWZ2
no amp option	no amp option	N/A	N/R	N/R	44-GM935	44-PWZ2
no amp option	no amp option	N/A	N/R	N/R	44-HD92	N/A
no amp option	no amp option	N/A	N/R	N/R	44-HD92	N/A
N/A	N/A	N/A	40-HD12 & 44-EC204	40-HD22	N/A	N/A
no amp option	no amp option	no amp option	40-HD11	40-HD21	N/A	N/A
70-T730	71-T729	N/A	40-HD10	40-HD20	44-UA25	N/A
N/A	N/A	N/A	40-HD10	40-HD20	44-UA25	N/A
N/A	N/A	N/A	N/R	N/R	44-UA30	N/A
GMOS-LAN-02 (A)	71-2105	N/A	40-CR10	40-CR20		N/A
GMOS-04 (A)	71-2003-1	N/A	40-GM10	40-GM20		N/A
GMOS-04 (A)	71-2003-1	N/A	40-GM10	40-GM20		N/A

OTHER ANTENNA OPTIONS AVAILABLE:

UNIVERSAL AMPLIFIED ANTENNA: UA20, UA30, UA40, UA50, UA60, UA200

UNIVERSAL PILLAR MOUNT: UP21, UP58

UNIVERSAL SIDE MOUNT: US401, US502, US71

UNIVERSAL FOR LARGE HOLE 1" (25mm): FD80, FD81, FD81B, FD810, GM935, GM935B, UL08, UL10, UL105, UL105B, US03R, US07R, US13, US13B, US14, US20, US30, US30B, UT03R, UT06R, UT10, UT10B, UT183, UT30, UT30B, UT31, UT391, UT391B

UNIVERSAL FOR SMALL HOLES 3/4" (19mm): UL09, UL105, UL105B, UL15, UL15B, UT91, UT91B, UT391, UT391B, UT925B - UI MODELS NORMALLY REQUIRE 9" (23cm) UNDER FENDER CLEARANCE.

@: Applicable only when replacing an existing power antenna (Use of existing antenna base and mounting hardware required or select power antenna base kit for new installation.)

#: Major modification may be required depending on vehicle (Examples: Removal of previous antenna mounting brackets; drilling or cutting to gain access to antenna mounting area or removal of sub fender)

APPLICATIONS

MAKE/MODEL	YEAR		TURBO KITS			DOUBLE-DIN		TURBO WIRE NON-AMPLIFIED	
			OPTION 1	OPTION 2	OPTION 3	OPTION 1	OPTION 2	OPTION 1 INTO CAR	OPTION 2 INTO RADIO
HUMMER									
H3	2006	2010	99-3304	99-3304	99-3304	95-3304	-	GM05-01 (A)	71-2003-1
HYUNDAI									
Accent (with 7-inch touchscreen)	2018	2018	N/A	N/A	N/A	N/A	N/A	70-7306	71-7306
Accent (w/o 7-inch touchscreen)	2018	2018	N/A	N/A	N/A	N/A	N/A	70-7307	N/A
Accent	2012	2017	99-7347B	99-7347B	99-7347B	99-7347B	N/A	70-7304	71-7304
Accent (radio delete)	2012	2013	99-7348B	99-7348B	99-7348B	99-7348B	-	70-7304	71-7304
Accent	2009	2011	99-7321	99-7321	99-7321	95-7321	-	70-7303	71-7303-1
Accent	2006	2008	99-7321	99-7321	99-7321	95-7321	-	70-1004	71-1004
Accent	2002	2005	99-7301	N/A	99-7308	N/A	N/A	70-7301	71-7301
Accent	2000	2001	N/A	N/A	99-7310	N/A	N/A	70-7301	71-7301
Accent	1995	1999	99-7301	N/A	99-7308	N/A	N/A	70-7300	71-7300
Azera	2015	2017	N/A	N/A	N/A	N/A	N/A	N/A	N/A
Azera (with nav)	2012	2014	N/A	N/A	N/A	N/A	-	N/A	N/A
Azera (without nav)	2012	2014	N/A	N/A	N/A	N/A	-	N/A	N/A
Azera (with nav)	2009	2011	99-7322	99-7322	99-7322	95-7322	-	N/A	N/A
Azera (without nav)	2009	2011	99-7322	99-7322	99-7322	95-7322	-	70-7303	71-7303-1
Azera	2006	2008	99-7322	99-7322	99-7322	95-7322	-	70-1004	71-1004
Elantra (with nav)	2017	2018	99-7376B	99-7376B	99-7376B	95-7376B	N/A	N/A	N/A
Elantra (without nav) (with 7-inch touchscreen)	2017	2018	99-7376B	99-7376B	99-7376B	95-7376B	N/A	70-7306	71-7306
Elantra (without nav) (without 7-inch touchscreen)	2017	2018	99-7376B	99-7376B	99-7376B	95-7376B	N/A	70-7304	71-7304
Elantra	2014	2016	99-7362B	99-7362B	99-7362B	95-7362B	-	70-7304	71-7304
Elantra	2011	2013	99-7346B	99-7346B	99-7346B	99-7346B	-	70-7304	71-7304
Elantra (with nav) (U.S. only)	2009	2010	N/A	N/A	N/A	N/A	N/A	N/A	N/A
Elantra (without nav) (U.S. only)	2009	2010	99-7326	99-7326	99-7326	95-7326	-	70-7303	71-7303-1
Elantra (radio delete) (U.S. only)	2009	2010	99-7332	99-7332	99-7332	95-7332	-	70-7303	71-7303-1
Elantra (U.S. only)	2007	2008	99-7326	99-7326	99-7326	95-7326	-	70-1004	71-1004
Elantra (radio delete) (U.S. only)	2007	2008	99-7332	99-7332	99-7332	95-7332	-	70-7301	71-7301
Elantra	2001	2006	99-7313	99-7313	99-7313	95-7313	-	70-7301	71-7301
Elantra (with double DIN factory radio)	1996	2000	99-7309	99-7309	99-7309	95-7309	-	70-7300	71-7300
Elantra (with single DIN factory radio)	1996	2000	99-7301	N/A	99-7308	N/A	N/A	70-7300	71-7300
Elantra	1992	1995	99-7301	N/A	99-7306	N/A	N/A	70-7300	71-7300
Elantra GT	2018	2018	N/A	N/A	N/A	N/A	N/A	70-7306	71-7306
Elantra GT (with nav)	2016	2017	99-7380HG	99-7380HG	99-7380HG	99-7380HG	-	70-7304	71-7304
Elantra GT (with nav)	2013	2015	99-7379HG	99-7379HG	99-7379HG	99-7379HG	-	70-7304 (E)	71-7304
Elantra GT (without nav)	2013	2017	99-7357HG	99-7357HG	99-7357HG	95-7357HG	N/A	70-7304	71-7304
Elantra Touring	2009	2012	N/A	N/A	N/A	N/A	N/A	70-7303	71-7303-1
Entourage	2007	2008	99-7323	99-7323	99-7323	95-7323	-	70-1004	71-1004
Equus	2014	2016	N/A	N/A	N/A	N/A	N/A	N/A	N/A
Excel	1990	1994	99-7301	N/A	99-7306	N/A	N/A	70-7300	71-7300
Excel	1986	1989	99-7301	N/A	99-7303	N/A	N/A	70-1736	71-1736
Genesis Coupe (with nav)	2013	2016	N/A	N/A	N/A	N/A	N/A	N/A	N/A
Genesis Coupe (without nav)	2013	2016	99-7352B	99-7352B	99-7352B	95-7352B	-	70-7304 (E)	71-7304
Genesis Coupe (with nav)	2010	2012	N/A	N/A	N/A	N/A	-	70-7303	71-7303-1
Genesis Coupe (with auto climate) (without nav)	2010	2011	99-7336S	99-7336S	99-7336S	95-7336S	-	70-7303	71-7303-1
Genesis Coupe (with manual climate) (without nav) (black dash)	2010	2012	99-7339B	99-7339B	99-7339B	95-7339B	-	70-7303	71-7303-1

FOOTNOTES:

- (A) Please refer to the AXCESS application chart/catalog for other interfaces available.
- (B) To be used along with the factory brackets.
- (C) Use 98-9306 along with the kit if equipped with heated seats. (U.S. models only)
- (D) Along with part number AX-GMLAN09EXT.
- (E) AX-HYKIA1-SWC available for BlueLink equipped vehicles.

(F) Bose amp only.

(G) Along with part number AX-GMLAN010EXT

(P) Available in multiple colors. Please check with your Salesperson for the available color options.

~~XXXX~~ A cross-through denotes part no longer available through Metra

APPLICATIONS

INTO CAR	TURBO WIRE CONT.		ANTENNA ADAPTERS		ANTENNA WORKS®	
	AMPLIFIED INTO RADIO	BYPASS	OE ANTENNA TO AFRMKT. RADIO	OE RADIO TO AFRMKT. ANTENNA	FIXED ANTENNA	POWER ANTENNA
GM05-04 (A)	71-2003-1	N/A	40-GM10	40-GM20	?	N/A
no amp option	no amp option	no amp option	40-K111	40-K121	N/A	N/A
no amp option	no amp option	no amp option	40-K111	40-K121	N/A	N/A
no amp option	no amp option	no amp option	N/R	N/R	44-UA46	N/A
N/A	N/A	N/A	N/R	N/R	44-UA46	N/A
70-7303	71-7303-1	N/A	40-K111	40-K121	44-UA46	N/A
N/A	N/A	N/A	N/R	N/R	44-UA46	N/A
N/A	N/A	N/A	N/R	N/R	44-CR88	N/A
N/A	N/A	N/A	N/R	N/R	44-CR88	N/A
N/A	N/A	N/A	N/R	N/R	44-CR88	44-PWZ2@
N/A	N/A	N/A	N/R	N/R	N/A	N/A
N/A	N/A	N/A	N/R	N/R	N/A	N/A
N/A	N/A	N/A	N/R	N/R	N/A	N/A
70-1004	71-1004	N/A	N/R	N/R	IN GLASS	N/A
70-7303	71-7303-1	N/A	40-K110	40-K120	IN GLASS	N/A
N/A	N/A	N/A	N/R	N/R	IN GLASS	N/A
N/A	N/A	N/A	40-K111	40-K121	N/A	N/A
no amp option	no amp option	no amp option	40-K111	40-K121	N/A	N/A
no amp option	no amp option	no amp option	N/R	N/R	N/A	N/A
AX-HYKIA1-SWC & AX-HYKIA-SPDIF	71-7304	70-7305	N/R	N/R	44-UA44	N/A
AX-HYKIA1-SWC & AX-HYKIA-SPDIF	71-7304	70-7305	N/R	N/R	44-UA44	N/A
70-7303	71-7303-1	N/A	40-K111	40-K121	IN GLASS	N/A
70-7303	71-7303-1	N/A	40-K111	40-K121	IN GLASS	N/A
N/A	N/A	N/A	40-K111	40-K112	IN GLASS	N/A
N/A	N/A	N/A	N/R	N/R	IN GLASS	N/A
N/A	N/A	N/A	N/R	N/R	IN GLASS	N/A
N/A	N/A	N/A	N/R	N/R	44-CR88	N/A
N/A	N/A	N/A	N/R	N/R	44-CR88	44-PWZ2@
N/A	N/A	N/A	N/R	N/R	44-CR88	44-PWZ2@
N/A	N/A	N/A	N/R	N/R	44-CR88	44-PWZ2@
N/A	N/A	N/A	40-K111	40-K121	N/A	N/A
no amp option	no amp option	no amp option	N/R	N/R	44-UA44	N/A
no amp option	no amp option	no amp option	N/R	N/R	44-UA44	N/A
no amp option	no amp option	no amp option	N/R	N/R	44-UA44	N/A
70-7303	71-7303-1	N/A	40-K111	40-K112	44-UA46	N/A
N/A	N/A	N/A	N/R	N/R	IN GLASS	N/A
N/A	N/A	N/A	40-K110	40-K120	N/A	N/A
N/A	N/A	N/A	N/R	N/R	44-CR88	44-PWZ2@
N/A	N/A	N/A	N/R	N/R	44-GM93	N/A
N/A	N/A	N/A	N/R	N/R	N/A	N/A
AX-HYKIA1-SWC & AX-HYKIA-SPDIF	71-7304	70-7305	N/R	N/R	N/A	N/A
70-7303	71-7303-1	N/A	40-K111	40-K121	IN GLASS	N/A
70-7303	71-7303-1	N/A	40-K111	40-K121	IN GLASS	N/A
70-7303	71-7303-1	N/A	40-K111	40-K121	IN GLASS	N/A

OTHER ANTENNA OPTIONS AVAILABLE:

UNIVERSAL AMPLIFIED ANTENNA: UA20, UA30, UA40, UA50, UA60, UA200

UNIVERSAL PILLAR MOUNT: UP21, UP58

UNIVERSAL SIDE MOUNT: US401, US502, US71

UNIVERSAL FOR LARGE HOLE 1" (25mm): FD80, FD81, FD81B, FD810, GM935, GM935B, UL08, UL10, UL105, UL105B, US03R, US07R, US13, US13B, US14, US20, US30, US30B, UT03R, UT06R, UT10, UT10B, UT183, UT30, UT30B, UT31, UT391, UT391B

UNIVERSAL FOR SMALL HOLES 3/4" (19mm): UL09, UL105, UL105B, UL15, UL15B, UT91, UT91B, UT391, UT391B, UT925B - UI MODELS NORMALLY REQUIRE 9" (23cm) UNDER FENDER CLEARANCE.

@: Applicable only when replacing an existing power antenna (Use of existing antenna base and mounting hardware required or select power antenna base kit for new installation.)

#: Major modification may be required depending on vehicle (Examples: Removal of previous antenna mounting brackets; drilling or cutting to gain access to antenna mounting area or removal of sub fender)



APPLICATIONS

MAKE/MODEL	YEAR	SINGLE-DIN			TURBO KITS		DOUBLE-DIN		TURBO WIRE NON-AMPLIFIED	
		OPTION 1	OPTION 2	OPTION 3	OPTION 1	OPTION 2	OPTION 1 INTO CAR	OPTION 2 INTO RADIO		
HYUNDAI										
Genesis Coupe (with manual climate) (without nav) (silver dash)	2010	2012	99-7339S	99-7339S	99-7339S	95-7339S	-	70-7303	71-7303-1	
Genesis (sedan)	2015	2016	N/A	N/A	N/A	N/A	N/A	N/A	N/A	
Genesis (sedan)	2009	2014	N/A	N/A	N/A	N/A	N/A	70-7303	71-7303-1	
Kona	2018	2018	N/A	N/A	N/A	N/A	N/A	70-7306	71-7306	
Santa Fe	2019	2019	N/A	N/A	N/A	N/A	N/A	N/A	N/A	
Santa Fe (with nav)	2017	2018	N/A	N/A	N/A	N/A	N/A	N/A	N/A	
Santa Fe (without nav)	2017	2018	N/A	N/A	N/A	N/A	N/A	70-7306	71-7306	
Santa Fe (with nav)	2013	2016	N/A	N/A	N/A	N/A	N/A	N/A	N/A	
Santa Fe (without nav)	2013	2016	99-7354B	99-7354B	99-7354B	95-7354B	-	70-7304 (E)	71-7304	
Santa Fe (with nav)	2010	2012	99-7361S	99-7361S	99-7361S	95-7361S	-	N/A	N/A	
Santa Fe (without nav)	2010	2012	99-7325	99-7325	99-7325	95-7325	-	70-7303	71-7303-1	
Santa Fe (with nav)	2009	2009	99-7381	99-7381	99-7381	99-7381	-	N/A	N/A	
Santa Fe (without nav)	2009	2009	99-7325	99-7325	99-7325	95-7325	-	70-7303	71-7303-1	
Santa Fe (with nav)	2008	2008	99-7381	99-7381	99-7381	99-7381	-	N/A	N/A	
Santa Fe (without nav)	2008	2008	99-7325S	99-7325S	99-7325S	95-7325S	-	70-7302	71-7302	
Santa Fe	2007	2007	99-7325S	99-7325S	99-7325S	95-7325S	-	70-7302	71-7302	
Santa Fe (with Monsoon amp)	2003	2006	99-7309	99-7309	99-7309	95-7309	-	N/A	N/A	
Santa Fe (without Monsoon amp)	2003	2006	99-7309	99-7309	99-7309	95-7309	-	70-7301	71-7301	
Santa Fe	2001	2002	99-7309	99-7309	99-7309	95-7309	-	70-7301	71-7301	
Santa Fe Sport (with nav)	2017	2018	N/A	N/A	N/A	N/A	-	N/A	N/A	
Santa Fe Sport (without nav) (with 7-inch touchscreen)	2017	2018	N/A	N/A	N/A	N/A	-	70-7306	71-7306	
Santa Fe Sport (without nav) (without 7-inch touchscreen)	2017	2018	99-7354B	99-7354B	99-7354B	95-7354B	N/A	70-7304	71-7304	
Santa Fe Sport (with nav)	2013	2016	N/A	N/A	N/A	N/A	N/A	N/A	N/A	
Santa Fe Sport (without nav)	2013	2016	99-7354B	99-7354B	99-7354B	95-7354B	-	70-7304 (E)	71-7304	
Scoupe	1991	1995	99-7301	N/A	99-7305	N/A	N/A	70-7300	71-7300	
Sonata (with nav)	2018	2018	99-7383	99-7383	99-7383	95-7383	-	N/A	N/A	
Sonata (without nav)	2018	2018	99-7383	99-7383	99-7383	95-7383	-	70-7306	71-7306	
Sonata (with nav)	2017	2017	DP-7363B	DP-7363B	DP-7363B	DP-7363B	N/A	N/A	N/A	
Sonata (without nav)	2017	2017	DP-7363B	DP-7363B	DP-7363B	DP-7363B	N/A	70-7306	71-7306	
Sonata (with nav)	2015	2016	DP-7363B	DP-7363B	DP-7363B	DP-7363B	N/A	N/A	N/A	
Sonata (without nav)	2015	2016	DP-7363B	DP-7363B	DP-7363B	DP-7363B	N/A	70-7304 (E)	71-7304	
Sonata (with nav)	2012	2014	N/A	N/A	N/A	N/A	N/A	N/A	N/A	
Sonata (without nav)	2012	2014	99-7342	99-7342	99-7342	99-7342	-	70-7304 (E)	71-7304	
Sonata (with nav)	2011	2011	N/A	N/A	N/A	N/A	N/A	N/A	N/A	
Sonata (Limited) (without nav)	2011	2011	99-7343	99-7343	99-7343	99-7343	-	N/A	N/A	
Sonata (GLS / SE) (without nav)	2011	2011	99-7342	99-7342	99-7342	99-7342	-	70-7304	71-7304	
Sonata (with nav)	2009	2010	99-7333	99-7333	99-7333	95-7333	-	70-7303	71-7303-1	
Sonata (without nav)	2009	2010	99-7333	99-7333	99-7333	95-7333	-	70-7303	71-7303-1	
Sonata (U.S. only)	2006	2008	99-7320	99-7320	99-7320	95-7320	-	70-5520	71-5520-1	
Sonata	2002	2005	99-7313	99-7313	99-7313	95-7313	-	70-7301	71-7301	
Sonata	1999	2001	99-7309	N/A	99-7311	95-7309	99-7358	70-7301	71-7301	
Sonata (with double DIN factory radio)	1997	1998	99-7309	99-7309	99-7309	95-7309	-	70-7300	71-7300	
Sonata (with single DIN factory radio)	1997	1998	99-7301	N/A	99-7308	N/A	N/A	70-7300	71-7300	
Sonata (with double DIN factory radio)	1995	1996	99-7309	99-7309	99-7309	95-7309	-	70-7300	71-7300	
Sonata (with single DIN factory radio)	1995	1996	99-7301	N/A	99-7308	N/A	N/A	70-7300	71-7300	

FOOTNOTES:

- (A) Please refer to the AXCESS application chart/catalog for other interfaces available.
- (B) To be used along with the factory brackets.
- (C) Use 98-9306 along with the kit if equipped with heated seats. (U.S. models only)
- (D) Along with part number AX-GMLAN09EXT.
- (E) AX-HYK1A1-SWC available for BlueLink equipped vehicles.

(F) Bose amp only.

(G) Along with part number AX-GMLAN010EXT

(P) Available in multiple colors. Please check with your Salesperson for the available color options.

~~XXXX~~ A cross-through denotes part no longer available through Metra

APPLICATIONS

INTO CAR	TURBO WIRE CONT.		ANTENNA ADAPTERS		ANTENNA WORKS®	
	AMPLIFIED INTO RADIO	BYPASS	OE ANTENNA TO AFRMKT. RADIO	OE RADIO TO AFRMKT. ANTENNA	FIXED ANTENNA	POWER ANTENNA
70-7303	71-7303-1	N/A	40-K111	40-K121	IN GLASS	N/A
N/A	N/A	N/A	40-K110	40-K120	N/A	N/A
N/A	N/A	N/A	40-K110	40-K120	IN GLASS	N/A
N/A	N/A	N/A	40-K111	40-K121	N/A	N/A
N/A	N/A	N/A	N/A	N/A	N/A	N/A
N/A	N/A	N/A	N/R	N/R	N/A	N/A
no amp option	no amp option	no amp option	40-K111	40-K121	N/A	N/A
N/A	N/A	N/A	N/R	N/R	N/A	N/A
AX-HYKIA1-SWC & AX-HYKIA-SPDIF	71-7304	N/A	N/R	N/R	N/A	N/A
70-7303	71-7303-1	N/A	40-K111	40-K121	44-UA46	N/A
70-7303	71-7303-1	N/A	40-K111	40-K121	44-UA46	N/A
70-1004	71-1004	N/A	N/R	N/R	44-UA46	N/A
70-7303	71-7303-1	N/A	40-K111	40-K121	44-UA46	N/A
70-1004	71-1004	N/A	N/R	N/R	44-UA46	N/A
70-7302	71-7302	N/A	N/R	N/R	44-UA46	N/A
70-7302	71-7302	N/A	N/R	N/R	44-UA46	N/A
70-2003	71-2003-1	N/A	40-GM10	40-GM20	IN GLASS	N/A
N/A	N/A	N/A	N/R	N/R	IN GLASS	N/A
N/A	N/A	N/A	N/R	N/R	IN GLASS	N/A
N/A	N/A	N/A	40-K111	40-K121	N/A	N/A
no amp option	no amp option	no amp option	40-K111	40-K121	N/A	N/A
no amp option	no amp option	no amp option	N/R	N/R	N/A	N/A
N/A	N/A	N/A	N/R	N/R	N/A	N/A
AX-HYKIA1-SWC & AX-HYKIA-SPDIF	71-7304	N/A	N/R	N/R	N/A	N/A
N/A	N/A	N/A	N/R	N/R	44-MZ62	N/A
N/A	N/A	N/A	40-K111	40-K121	IN GLASS	N/A
no amp option	no amp option	no amp option	40-K111	40-K121	IN GLASS	N/A
N/A	N/A	N/A	40-K110	40-K120	IN GLASS	N/A
no amp option	no amp option	no amp option	40-K111	40-K121	IN GLASS	N/A
N/A	N/A	N/A	40-K110	40-K120	IN GLASS	N/A
AX-HYKIA1-SWC & AX-HYKIA-SPDIF	71-7304	N/A	N/R	N/R	IN GLASS	N/A
N/A	N/A	N/A	40-K111	40-K121	IN GLASS	N/A
AX-HYKIA1-SWC & AX-HYKIA-SPDIF	71-7304	70-7305	N/R	N/R	IN GLASS	N/A
N/A	N/A	N/A	40-K111	40-K121	IN GLASS	N/A
AX-HYKIA1-SWC & AX-HYKIA-SPDIF	71-7304	70-7305	N/R	N/R	IN GLASS	N/A
no amp option	no amp option	no amp option	N/R	N/R	IN GLASS	N/A
N/A	N/A	N/A	40-K110	40-K120	IN GLASS	N/A
70-7303	71-7303-1	N/A	40-K111	40-K121	IN GLASS	N/A
70-5520	71-5520	N/A	N/R	N/R	IN GLASS	N/A
N/A	N/A	N/A	N/R	N/R	44-GM935	44-PW22
N/A	N/A	N/A	N/R	N/R	44-GM935	N/A
N/A	N/A	N/A	N/R	N/R	44-GM935	44-PW22
N/A	N/A	N/A	N/R	N/R	44-GM935	44-PW22
N/A	N/A	N/A	N/R	N/R	44-GM965	44-PW22
N/A	N/A	N/A	N/R	N/R	44-GM965	44-PW22

OTHER ANTENNA OPTIONS AVAILABLE:

UNIVERSAL AMPLIFIED ANTENNA: UA20, UA30, UA40, UA50, UA60, UA200

UNIVERSAL PILLAR MOUNT: UP21, UP58

UNIVERSAL SIDE MOUNT: US401, US502, US71

UNIVERSAL FOR LARGE HOLE 1" (25mm): FD80, FD81, FD81B, FD810, GM935, GM935B, UL08, UL10, UL105, UL105B, US03R, US07R, US13, US13B, US14, US20, US30, US30B, UT03R, UT06R, UT10, UT10B, UT183, UT30, UT30B, UT31, UT391, UT391B

UNIVERSAL FOR SMALL HOLES 3/4" (19mm): UL09, UL105, UL105B, UL15, UL15B, UT91, UT91B, UT391, UT391B, UT925B - UI MODELS NORMALLY REQUIRE 9" (23cm) UNDER FENDER CLEARANCE.

@: Applicable only when replacing an existing power antenna (Use of existing antenna base and mounting hardware required or select power antenna base kit for new installation.)

#: Major modification may be required depending on vehicle (Examples: Removal of previous antenna mounting brackets; drilling or cutting to gain access to antenna mounting area or removal of sub fender)

APPLICATIONS

MAKE/MODEL	YEAR	TURBO KITS						TURBO WIRE NON-AMPLIFIED	
		OPTION 1	SINGLE-DIN OPTION 2	OPTION 3	DOUBLE-DIN OPTION 1	OPTION 2	OPTION 1 INTO CAR	OPTION 2 INTO RADIO	
HYUNDAI									
Sonata	1989	1994	N/A	N/A	N/A	N/A	N/A	70-1736	71-1736
Sonata Hybrid (with nav)	2018	2018	99-7383	99-7383	99-7383	95-7383	-	N/A	N/A
Sonata Hybrid (without nav)	2018	2018	99-7383	99-7383	99-7383	95-7383	-	70-7306	71-7306
Sonata Hybrid (with nav)	2016	2017	DP-7363B	DP-7363B	DP-7363B	DP-7363B	N/A	N/A	N/A
Sonata Hybrid (without nav)	2016	2017	DP-7363B	DP-7363B	DP-7363B	DP-7363B	N/A	70-7304 (E)	71-7304
Sonata Hybrid (with nav)	2014	2015	N/A	N/A	N/A	N/A	N/A	N/A	N/A
Sonata Hybrid (without nav)	2014	2015	N/A	N/A	N/A	N/A	N/A	70-7304 (E)	71-7304
Sonata Hybrid (with nav)	2011	2013	N/A	N/A	N/A	N/A	N/A	N/A	N/A
Sonata Hybrid (without nav)	2011	2013	99-7342	99-7342	99-7342	99-7342	N/A	70-7304 (E)	71-7304
Tiburon (SE)	2003	2008	N/A	N/A	N/A	N/A	N/A	70-7301	71-7301
Tiburon (all but SE)	2003	2008	99-7313	99-7313	99-7313	95-7313	-	70-7301	71-7301
Tiburon (with double DIN factory radio)	1997	2001	99-7309	N/A	99-7312	95-7309	-	70-7300	71-7300
Tiburon (with single DIN factory radio)	1997	2001	99-7301	99-7308	99-7308	N/A	N/A	70-7300	71-7300
Tucson (with nav)	2016	2018	99-7369B	99-7369B	99-7369B	95-7369B	N/A	N/A	N/A
Tucson (without nav)	2016	2018	99-7369B	99-7369B	99-7369B	95-7369B	N/A	70-7304	71-7304
Tucson (with nav)	2014	2015	99-7364B	99-7364B	99-7364B	95-7364B	-	N/A	N/A
Tucson (without nav) (with 4.3" screen)	2014	2015	99-7364B	99-7364B	99-7364B	95-7364B	-	70-7304	71-7304
Tucson (without nav) (without 4.3" screen)	2014	2015	99-7341B	99-7341B	99-7341B	99-7341B	-	70-7304	71-7304
Tucson (with nav)	2010	2013	99-7341B	99-7341B	99-7341B	99-7341B	-	N/A	N/A
Tucson (without nav)	2010	2013	99-7341B	99-7341B	99-7341B	99-7341B	-	70-7304	71-7304
Tucson	2009	2009	99-7315	99-7315	99-7315	95-7315	-	70-7303	71-7303-1
Tucson	2005	2008	99-7315	99-7315	99-7315	95-7315	-	70-7301	71-7301
Veloster	2019	2019	N/A	N/A	N/A	N/A	N/A	70-7306	71-7306
Veloster (with nav)	2016	2017	99-7350B	99-7350B	99-7350B	95-7350B	N/A	N/A	N/A
Veloster (without nav)	2017	2017	99-7350B	99-7350B	99-7350B	95-7350B	N/A	N/A	N/A
Veloster (without NAV)	2016	2016	99-7350B	99-7350B	99-7350B	95-7350B	N/A	AX-HYKIA2-SWC	N/A
Veloster	2012	2015	99-7350B	99-7350B	99-7350B	95-7350B	N/A	AX-HYKIA2-SWC	N/A
Veracruz (Limited) (with nav)	2009	2012	99-7335S	99-7335S	99-7335S	99-7335S	-	N/A	N/A
Veracruz (Limited) (without nav)	2009	2012	99-7335S	99-7335S	99-7335S	99-7335S	-	70-7303	71-7303-1
Veracruz (GLS)	2009	2012	N/A	N/A	N/A	N/A	N/A	70-7303	71-7303-1
Veracruz (Limited)	2007	2008	99-7335S	99-7335S	99-7335S	99-7335S	-	70-1004	71-1004
Veracruz (GLS)	2007	2008	N/A	N/A	N/A	N/A	N/A	70-1004	71-1004
XG 350	2002	2005	99-7316	99-7316	99-7316	N/A	N/A	70-7301	71-7301
XG 300	2001	2001	99-7316	99-7316	99-7316	N/A	N/A	70-7301	71-7301
INFINITI									
EX35	2008	2011	N/A	N/A	N/A	N/A	N/A	N/A	N/A
FX35 / FX50 (with nav)	2009	2013	N/A	N/A	N/A	N/A	N/A	N/A	N/A
FX35 / FX50 (without nav)	2009	2013	N/A	N/A	N/A	N/A	N/A	N/A	N/A
FX35 / FX45	2003	2008	N/A	N/A	N/A	N/A	N/A	70-7550	71-7550
G37 (without nav) (with auto climate)	2008	2013	99-7625B	99-7625B	99-7625B	99-7625B	-	with kit	71-7552
G35 (sedan) (without nav) (with auto climate)	2007	2008	99-7625B	99-7625B	99-7625B	99-7625B	-	with kit	71-7552
G35 (coupe)	2005	2007	99-7605	99-7605	99-7605	95-7605	-	70-7551	71-7550
G35 (sedan)	2005	2006	99-7605	99-7605	99-7605	95-7605	-	70-7551	71-7550
G35 (coupe)	2003	2004	99-7604	99-7604	99-7604	99-7604	-	70-7551	71-7550
G35 (sedan)	2003	2004	99-7604	99-7604	99-7604	99-7604	-	70-7551	71-7550
G25 (without nav) (with auto climate)	2011	2012	99-7625B	99-7625B	99-7625B	99-7625B	-	with kit	71-7552

FOOTNOTES:

- (A) Please refer to the AXCESS application chart/catalog for other interfaces available.
- (B) To be used along with the factory brackets.
- (C) Use 98-9306 along with the kit if equipped with heated seats. (U.S. models only)
- (D) Along with part number AX-GMLAN09EXT.
- (E) AX-HYKIA1-SWC available for BlueLink equipped vehicles.

(F) Bose amp only.

(G) Along with part number AX-GMLAN010EXT

(P) Available in multiple colors. Please check with your Salesperson for the available color options.

~~XXXX~~ A cross-through denotes part no longer available through Metra

APPLICATIONS

INTO CAR	TURBO WIRE CONT.		ANTENNA ADAPTERS		ANTENNA WORKS®	
	AMPLIFIED INTO RADIO	BYPASS	OE ANTENNA TO AFTRMKT. RADIO	OE RADIO TO AFTRMKT. ANTENNA	FIXED ANTENNA	POWER ANTENNA
N/A	N/A	N/A	N/R	N/R	44-GM935	44-PWZ2
N/A	N/A	N/A	40-K111	40-K121	IN GLASS	N/A
no amp option	no amp option	no amp option	40-K111	40-K121	IN GLASS	N/A
N/A	N/A	N/A	40-K110	40-K120	IN GLASS	N/A
no amp option	no amp option	no amp option	N/R	N/R	IN GLASS	N/A
AX-HYKIA1-SWC & AX-HYKIA-SPDIF	71-7304	70-7305	40-K111	40-K121	IN GLASS	N/A
AX-HYKIA1-SWC & AX-HYKIA-SPDIF	71-7304	70-7305	N/R	N/R	IN GLASS	N/A
AX-HYKIA1-SWC & AX-HYKIA-SPDIF	71-7304	70-7305	40-K111	40-K121	IN GLASS	N/A
AX-HYKIA1-SWC & AX-HYKIA-SPDIF	71-7304	70-7305	N/R	N/R	IN GLASS	N/A
N/A	N/A	N/A	N/R	N/R	44-CR88	N/A
N/A	N/A	N/A	N/R	N/R	44-CR88	N/A
N/A	N/A	N/A	N/R	N/R	44-CR88	44-PWZ2
N/A	N/A	N/A	N/R	N/R	44-CR88	44-PWZ2
N/A	N/A	N/A	N/R	N/R	N/A	N/A
no amp option	no amp option	no amp option	N/R	N/R	N/A	N/A
AX-HYKIA1-SWC & AX-HYKIA-SPDIF	N/A	N/A	N/R	N/R	44-UA46	N/A
AX-HYKIA1-SWC & AX-HYKIA-SPDIF	71-7304	N/A	N/R	N/R	44-UA46	N/A
no amp option	no amp option	no amp option	N/R	N/R	44-UA46	N/A
HYBL-03	N/A	N/A	40-K111	40-K121	44-UA46	N/A
AX-HYKIA1-SWC & AX-HYKIA-SPDIF	71-7304	70-7305	N/R	N/R	44-UA46	N/A
70-7303	71-7303-1	N/A	40-K111	40-K121	44-UA46	N/A
70-7301	71-7301	N/A	N/R	N/R	44-UA46	N/A
N/A	N/A	N/A	40-K111	40-K121	44-UA44	N/A
N/A	N/A	N/A	40-K111	40-K121	44-UA44	N/A
no amp option	no amp option	no amp option	N/A	N/A	44-UA44	N/A
AX-HYKIA2-SWC & AX-HYKIA-SPDIF	N/A	N/A	40-K111	40-K121	44-UA44	N/A
AX-HYKIA2-SWC & AX-HYKIA-SPDIF	N/A	N/A	40-K111	40-K121	44-UA44	N/A
70-1004	71-1004	N/A	N/R	N/R	44-UA46	N/A
70-7303	71-7303-1	N/A	40-K111	40-K121	44-UA46	N/A
70-7303	71-7303-1	N/A	40-K111	40-K121	44-UA46	N/A
70-1004	71-1004	N/A	N/R	N/R	44-UA46	N/A
70-1004	71-1004	N/A	N/R	N/R	44-UA46	N/A
N/A	N/A	N/A	N/R	N/R	IN GLASS	N/A
N/A	N/A	N/A	N/R	N/R	IN GLASS	N/A
N/A	40-N112	40-N122	N/A	N/A	N/A	N/A
70-7553	71-7552	N/A	N/A	N/A	N/A	N/A
70-7554	N/A	N/A	N/A	N/A	N/A	N/A
70-7551	71-7550	N/A	40-N110	40-N120	N/A	N/A
with kit	71-7552	N/A	40-N112	40-N122	IN GLASS	N/A
with kit	71-7552	N/A	40-N112	40-N122	IN GLASS	N/A
70-7551	71-7550	N/A	40-N110	40-N120	IN GLASS	N/A
70-7551	71-7550	N/A	40-N110	40-N120	IN GLASS	N/A
70-7551	71-7550	N/A	40-N110	40-N120	IN GLASS	N/A
70-7551	71-7550	N/A	40-N110	40-N120	IN GLASS	N/A
70-7551	71-7550	N/A	40-N110	40-N120	IN GLASS	N/A
with kit	71-7552	N/A	40-N112	40-N122	IN GLASS	N/A

OTHER ANTENNA OPTIONS AVAILABLE:

UNIVERSAL AMPLIFIED ANTENNA: UA20, UA30, UA40, UA50, UA60, UA200

UNIVERSAL PILLAR MOUNT: UP21, UP58

UNIVERSAL SIDE MOUNT: US401, US502, US71

UNIVERSAL FOR LARGE HOLE 1" (25mm): FD80, FD81, FD81B, FD810, GM935, GM935B, UL08, UL10, UL105, UL105B, US03R, US07R, US13, US13B, US14, US20, US30, US30B, UT03R, UT06R, UT10, UT10B, UT183, UT30, UT30B, UT31, UT391, UT391B

UNIVERSAL FOR SMALL HOLES 3/4" (19mm): UL09, UL105, UL105B, UL15, UL15B, UT91, UT91B, UT391, UT391B, UT925B - UI MODELS NORMALLY REQUIRE 9" (23cm) UNDER FENDER CLEARANCE.

@: Applicable only when replacing an existing power antenna (Use of existing antenna base and mounting hardware required or select power antenna base kit for new installation.)

#: Major modification may be required depending on vehicle (Examples: Removal of previous antenna mounting brackets; drilling or cutting to gain access to antenna mounting area or removal of sub fender)

APPLICATIONS

MAKE/MODEL	YEAR	TURBO KITS					TURBO WIRE NON-AMPLIFIED			
		OPTION 1	OPTION 2	OPTION 3	OPTION 1	OPTION 2	OPTION 1 INTO CAR	OPTION 2 INTO RADIO		
INFINITI										
G20	1999	2002	88-00-9000	98-7499	98-7499	99-9999 (B)	-	70-7551	71-7550	
G20	1995	1996	88-00-9000	98-7499	98-7499	99-9999 (B)	-	70-7550	71-7550	
G20	1991	1994	88-00-9000	98-7499	98-7499	99-9999 (B)	-	70-1764	71-1763	
I35	2002	2004	99-7609G	99-7609G	99-7609G	99-7609G	-	70-7551	71-7550	
I30	2000	2001	99-7609G	99-7609G	99-7609G	99-7609G	-	70-7551	71-7550	
I30	1996	1999	99-7417	99-7417	99-7417	95-7417	-	70-7551	71-7550	
J30	1993	1997	88-00-9000	98-7499	98-7499	99-9999 (B)	-	70-1764	71-1763	
JX35	2013	2013	N/A	N/A	N/A	N/A	N/A	N/A	N/A	
M37 / M56	2011	2013	N/A	N/A	N/A	N/A	N/A	N/A	N/A	
M35 / M45	2006	2010	N/A	N/A	N/A	N/A	N/A	N/A	N/A	
M45	2003	2004	N/A	N/A	N/A	N/A	N/A	N/A	N/A	
M30	1990	1992	88-00-9000	98-7499	98-7499	99-9999 (B)	-	70-1764	71-1763	
Q70 / Q70L	2015	2018	N/A	N/A	N/A	N/A	N/A	N/A	N/A	
Q60	2017	2018	N/A	N/A	N/A	N/A	N/A	N/A	N/A	
Q60	2014	2015	N/A	N/A	N/A	N/A	N/A	N/A	N/A	
Q50	2015	2018	N/A	N/A	N/A	N/A	N/A	N/A	N/A	
Q45	2002	2005	N/A	N/A	N/A	N/A	N/A	N/A	N/A	
Q45	1999	2001	88-00-9000	98-7499	98-7499	99-9999 (B)	-	N/A	N/A	
Q45	1997	1998	88-00-9000	98-7499	98-7499	99-9999 (B)	-	N/A	N/A	
Q45	1990	1996	88-00-9000	98-7499	98-7499	99-9999 (B)	-	N/A	N/A	
Q40	2015	2015	N/A	N/A	N/A	N/A	N/A	N/A	N/A	
QX4 (with nav)	2001	2003	N/A	N/A	N/A	N/A	N/A	N/A	N/A	
QX4 (without nav)	2001	2003	99-7403	99-7403	99-7403	99-9999 (B)	N/A	N/A	N/A	
QX4	1997	2000	99-7417	98-7499	99-7579	95-7417	-	70-7551	71-7550	
QX80	2015	2018	N/A	N/A	N/A	N/A	N/A	N/A	N/A	
QX70	2014	2017	N/A	N/A	N/A	N/A	N/A	N/A	N/A	
QX60	2014	2018	N/A	N/A	N/A	N/A	N/A	N/A	N/A	
QX56	2008	2012	N/A	N/A	N/A	N/A	N/A	N/A	N/A	
QX56	2004	2007	N/A	N/A	N/A	N/A	N/A	N/A	N/A	
QX50	2019	2019	N/A	N/A	N/A	N/A	N/A	N/A	N/A	
QX50	2015	2017	N/A	N/A	N/A	N/A	N/A	N/A	N/A	
QX30	2017	2018	N/A	N/A	N/A	N/A	N/A	N/A	N/A	
ISUZU										
Ascender	2003	2008	99-2009	99-2001	99-2011	99-2011	-	GM05-01 (A)	71-2003-1	
Amigo	1998	2000	99-2009	99-1004	99-1004	99-2011	-	70-7712	71-7712	
Amigo	1991	1994	99-3400	99-3400	99-3400	N/A	N/A	70-1782	71-1782	
Amigo	1989	1990	N/A	N/A	N/A	N/A	N/A	N/A	N/A	
Axiom	2001	2004	N/A	N/A	N/A	N/A	N/A	N/A	N/A	
I-290 / I-370	2007	2008	99-2009	99-2001	99-2011	99-2011	-	N/A	N/A	
I-280 / I-350	2006	2006	99-2009	99-2001	99-2011	99-2011	-	N/A	N/A	
I-Mark: S/XS/RS/LS	1989	1991	99-3400	99-3400	99-3400	N/A	N/A	70-1782	71-1782	
I-Mark: S/XS/RS/LS	1985	1988	99-3400	99-3400	99-3400	N/A	N/A	70-1782	71-1782	
Impulse (Double DIN)	1991	1993	99-3400	99-3400	99-3400	N/A	N/A	70-1782	71-1782	
Impulse (Double DIN)	1990	1990	99-3400	99-3400	99-3400	N/A	N/A	70-1782	71-1782	
Impulse (Double DIN)	1983	1989	N/A	N/A	N/A	N/A	N/A	N/A	N/A	
Oasis	1999	1999	99-7890	99-7892	99-7898	95-7801	99-7814	70-1721	71-1721	

FOOTNOTES:

- (A) Please refer to the AXCESS application chart/catalog for other interfaces available.
- (B) To be used along with the factory brackets.
- (C) Use 98-9306 along with the kit if equipped with heated seats. (U.S. models only)
- (D) Along with part number AX-GMLAN09EXT.
- (E) AX-HYK1A1-SWC available for BlueLink equipped vehicles.

(F) Bose amp only.

(G) Along with part number AX-GMLAN010EXT

(P) Available in multiple colors. Please check with your Salesperson for the available color options.

~~XXXX~~ A cross-through denotes part no longer available through Metra

APPLICATIONS

MAKE/MODEL	YEAR	SINGLE-DIN			TURBO KITS		DOUBLE-DIN		TURBO WIRE NON-AMPLIFIED	
		OPTION 1	OPTION 2	OPTION 3	OPTION 1	OPTION 2	OPTION 1 INTO CAR	OPTION 2 INTO RADIO		
ISUZU										
Oasis	1996	1998	99-7890	99-7892	99-7898	95-7801	99-7814	70-1720	71-1720	
Hombre	1998	2001	99-4000	99-4544	99-3300	N/A	N/A	70-1858	71-1858	
Hombre	1996	1997	99-3044	99-3045	99-3043	99-3045	-	70-1858	71-1858	
Pickup	1989	1995	99-3400	99-3400	99-3400	N/A	N/A	70-1782	71-1782	
Pickup	1988	1988	99-3400	99-3400	99-3400	N/A	N/A	70-1782	71-1782	
Pickup	1986	1987	N/A	N/A	N/A	N/A	N/A	N/A	N/A	
Rodeo	1998	2004	99-2009	99-1004	99-1004	99-2011	-	70-7712	71-7712	
Rodeo w/ factory external amp	2002	2003	99-2009	99-1004	99-1004	99-2011	-	N/A	N/A	
Rodeo	1995.5	1997	N/A	N/A	N/A	N/A	N/A	70-7712	71-7712	
Rodeo	1992	1995	99-3400	99-3400	99-3400	N/A	N/A	70-1782	71-1782	
Rodeo Sport	2001	2003	99-2009	99-1004	99-1004	99-2011	-	70-7712	71-7712	
Stylus (Double DIN)	1990	1993	N/A	N/A	99-3400	N/A	N/A	70-1782	71-1782	
Trooper	1996	2002	N/A	N/A	N/A	N/A	N/A	70-7712	71-7712	
Trooper	1990	1995	N/A	N/A	N/A	N/A	N/A	70-1782	71-1782	
Trooper II	1992	1992	N/A	N/A	N/A	N/A	N/A	70-1782	71-1782	
Trooper II	1989	1991	N/A	N/A	99-3400	N/A	N/A	70-1782	71-1782	
Trooper II	1985	1988	N/A	N/A	N/A	N/A	N/A	N/A	N/A	
VehiCROSS	1999	2001	N/A	N/A	N/A	N/A	N/A	70-7712	71-7712	
JAGUAR										
F-PACE	2017	2017	N/A	N/A	N/A	N/A	N/A	N/A	N/A	
F-TYPE	2013	2017	N/A	N/A	N/A	N/A	N/A	N/A	N/A	
S-type (without nav)	2002.5	2008	99-9501B	99-9501B	99-9501B	99-9501B	N/A	70-9500	N/A	
S-type	2000	2002.5	N/A	N/A	N/A	N/A	N/A	N/A	N/A	
X-Type (without nav)	2002	2008	99-9501G	99-9501G	99-9501G	99-9501G	N/A	70-9500	N/A	
XE	2017	2017	N/A	N/A	N/A	N/A	N/A	N/A	N/A	
XF	2016	2017	N/A	N/A	N/A	N/A	N/A	N/A	N/A	
XF	2009	2015	N/A	N/A	N/A	N/A	N/A	N/A	N/A	
XJ	2011	2017	N/A	N/A	N/A	N/A	N/A	N/A	N/A	
XJ, XJ8, XJR, Vanden Plas	2004	2009	N/A	N/A	N/A	N/A	N/A	N/A	N/A	
XJ, XJ8, XJR, Vanden Plas	1998	2003	N/A	N/A	N/A	N/A	N/A	N/A	N/A	
XJ, XJ6, XJ12, XJR, Vanden Plas	1980	1997	N/A	N/A	N/A	N/A	N/A	N/A	N/A	
XK, XK8, XKR, XKR-S	2007	2015	N/A	N/A	N/A	N/A	N/A	N/A	N/A	
XK8, XKR	2000	2006	N/A	N/A	N/A	N/A	N/A	N/A	N/A	
JEEP										
Cherokee	2019	2019	N/A	N/A	N/A	N/A	N/A	N/A	N/A	
Cherokee (all trims less Sport) (bronze dash)	2014	2017	N/A	N/A	N/A	99-6526BZ	-	with kit	71-6523	
Cherokee (all trims less Sport) (silver dash)	2014	2017	N/A	N/A	N/A	99-6526S	-	with kit	71-6523	
Cherokee (Sport)	2017	2017	99-6518B	99-6518B	99-6518B	99-6518B	-	N/A	71-6523	
Cherokee (Sport)	2014	2016	99-6518B	99-6518B	99-6518B	99-6518B	-	XSVI-6523-NAV (A)	71-6523	
Cherokee	1997	2001	99-6501	99-6229	99-6700	N/A	N/A	70-1817	71-1817	
Cherokee	1988	1996	99-5700	99-5510	N/A	N/A	N/A	70-1002	71-1002	
Cherokee	1985	1987	99-5700	99-5510	N/A	N/A	N/A	N/A	N/A	
Cherokee	1984	1984	99-5700	99-5510	N/A	N/A	N/A	N/A	N/A	
CJ-7	1979	1988	N/A	N/A	N/A	N/A	N/A	N/A	N/A	
Commander	2008	2010	99-6511	99-6511	99-6511	95-6511	95-6511-17	XSVI-6522-NAV (A)	71-6522	
Commander (with nav)	2006	2007	99-6510	99-6510	99-6510	99-6510	-	XSVI-6502-NAV (A)	71-6502-1	

FOOTNOTES:

- (A) Please refer to the AXCESS application chart/catalog for other interfaces available.
- (B) To be used along with the factory brackets.
- (C) Use 98-9306 along with the kit if equipped with heated seats. (U.S. models only)
- (D) Along with part number AX-GMLAN09EXT.
- (E) AX-HYKIA1-SWC available for BlueLink equipped vehicles.

(F) Bose amp only.

(G) Along with part number AX-GMLAN010EXT

(P) Available in multiple colors. Please check with your Salesperson for the available color options.

~~XXXX~~ A cross-through denotes part no longer available through Metra

APPLICATIONS

INTO CAR	TURBO WIRE CONT.		ANTENNA ADAPTERS		ANTENNA WORKS®	
	AMPLIFIED INTO RADIO	BYPASS	OE ANTENNA TO AFRMKT. RADIO	OE RADIO TO AFRMKT. ANTENNA	FIXED ANTENNA	POWER ANTENNA
no amp option	no amp option	N/A	N/R	N/R	44-CR88	N/A
N/A	N/A	N/A	40-GM10	40-GM20	44-GM935	N/A
N/A	N/A	N/A	N/R	N/R	44-GM935	N/A
N/A	N/A	N/A	N/R	N/R	44-CR88	N/A
N/A	N/A	N/A	N/R	N/R	44-UT31	N/A
N/A	N/A	N/A	N/R	N/R	44-UT31	N/A
N/A	N/A	N/A	N/R	N/R	44-CR88	N/A
70-7713	71-7713	N/A	N/R	N/R	44-CR88	N/A
N/A	N/A	N/A	N/R	N/R	44-CR88	N/A
N/A	N/A	N/A	N/R	N/R	44-CR88	N/A
N/A	N/A	N/A	N/R	N/R	44-CR88	N/A
N/A	N/A	N/A	N/R	N/R	44-HD92	N/A
N/A	N/A	N/A	N/R	N/R	44-CR88	44-PW22
N/A	N/A	N/A	N/R	N/R	44-CR88	44-PW22
N/A	N/A	N/A	N/R	N/R	44-UP21	N/A
N/A	N/A	N/A	N/R	N/R	44-UP21	N/A
N/A	N/A	N/A	N/R	N/R	44-UP21	N/A
N/A	N/A	N/A	N/R	N/R	44-UA40	N/A
N/A	N/A	N/A	N/A	N/A	N/A	N/A
N/A	N/A	N/A	N/A	N/A	N/A	N/A
N/A	N/A	N/A	40-EU10	40-EU20	IN GLASS	N/A
N/A	N/A	N/A	40-EU10	40-EU20	IN GLASS	N/A
N/A	N/A	N/A	40-EU10	40-EU20	IN GLASS	N/A
N/A	N/A	N/A	N/A	N/A	N/A	N/A
N/A	N/A	N/A	N/A	N/A	N/A	N/A
N/A	N/A	N/A	N/A	N/A	N/A	N/A
N/A	N/A	N/A	N/A	N/A	N/A	N/A
N/A	N/A	N/A	N/A	N/A	N/A	N/A
N/A	N/A	N/A	N/A	N/A	IN GLASS	44-PW530
N/A	N/A	N/A	N/R	N/R	IN GLASS	44-PW530
N/A	N/A	N/A	N/R	N/R	44-UL15	44-PW22
N/A	N/A	N/A	N/A	N/A	N/A	N/A
N/A	N/A	N/A	N/R	N/R	44-GM935	44-PW530
N/A	N/A	N/A	N/A	N/A	N/A	N/A
with kit	71-6523	N/A	40-EU55	40-EU20	N/A	N/A
with kit	71-6523	N/A	40-EU55	40-EU20	N/A	N/A
no amp option	no amp option	no amp option	40-EU55	40-EU20	N/A	N/A
no amp option	no amp option	no amp option	40-EU55	40-EU20	N/A	N/A
70-1818	71-1817	70-6505	N/R	N/R	?	N/A
N/A	N/A	N/A	N/R	N/R	44-CR72	44-PW22@
N/A	N/A	N/A	N/R	N/R	44-CR72	44-PW22@
N/A	N/A	N/A	N/R	N/R	44-UT-30	44-PW22
N/A	N/A	N/A	N/R	N/R	44-US502	N/A
CHT0-03 (A)	71-6522	N/A	40-EU10	40-EU20	44-CR88	N/A
CHT0-01 (A)	71-6502-1	70-6504	40-CR10	40-CR20	44-CR88	N/A

OTHER ANTENNA OPTIONS AVAILABLE:

UNIVERSAL AMPLIFIED ANTENNA: UA20, UA30, UA40, UA50, UA60, UA200

UNIVERSAL PILLAR MOUNT: UP21, UP58

UNIVERSAL SIDE MOUNT: US401, US502, US71

UNIVERSAL FOR LARGE HOLE 1" (25mm): FD80, FD81, FD81B, FD810, GM935, GM935B, UL08, UL10, UL105, UL105B, US03R, US07R, US13, US13B, US14, US20, US30, US30B, UT03R, UT06R, UT10, UT10B, UT183, UT30, UT30B, UT31, UT391, UT391B

UNIVERSAL FOR SMALL HOLES 3/4" (19mm): UL09, UL105, UL105B, UL15, UL15B, UT91, UT91B, UT391, UT391B, UT925B - UI MODELS NORMALLY REQUIRE 9" (23cm) UNDER FENDER CLEARANCE.

@: Applicable only when replacing an existing power antenna (Use of existing antenna base and mounting hardware required or select power antenna base kit for new installation.)

#: Major modification may be required depending on vehicle (Examples: Removal of previous antenna mounting brackets; drilling or cutting to gain access to antenna mounting area or removal of sub fender)

APPLICATIONS

MAKE/MODEL	YEAR		TURBO KITS			DOUBLE-DIN		TURBO WIRE NON-AMPLIFIED	
			OPTION 1	OPTION 2	OPTION 3	OPTION 1	OPTION 2	OPTION 1 INTO CAR	OPTION 2 INTO RADIO
JEEP									
Commander (without nav)	2006	2007	99-6507	99-6507	99-6507	N/A	N/A	XSVI-6502-NAV (A)	71-6502-1
Compass (all except Sport)	2017.5	2018	N/A	N/A	N/A	N/A	N/A	N/A	N/A
Compass (Sport)	2017.5	2018	99-6545B	99-6545B	99-6545B	95-6545B	N/A	XSVI-6523-NAV (A)	71-6523
Compass	2009	2017.5	99-6511	99-6511	99-6511	95-6511	95-6511-17	XSVI-6522-NAV (A)	71-6522
Compass (with nav)	2007	2008	99-6510	99-6510	99-6510	99-6510	-	XSVI-6502-NAV (A)	71-6502-1
Compass (without nav)	2007	2008	99-6507	99-6507	99-6507	95-6534B	-	XSVI-6502-NAV (A)	71-6502-1
Comanche Pickup	1988	1992	99-5700	99-5510	N/A	N/A	N/A	70-1002	71-1002
Comanche Pickup	1986	1987	99-5700	99-5510	N/A	N/A	N/A	N/A	N/A
Comanche Pickup	1985	1985	99-5700	99-5510	N/A	N/A	N/A	N/A	N/A
Grand Cherokee	2018	2018	N/A	N/A	N/A	N/A	N/A	N/A	N/A
Grand Cherokee (with bronze dash)	2014	2017	99-6536BZ	99-6536BZ	99-6536BZ	99-6536BZ	-	with kit	N/A
Grand Cherokee (with silver dash)	2014	2017	99-6536S	99-6536S	99-6536S	99-6536S	-	with kit	N/A
Grand Cherokee	2011	2013	99-6513B	99-6513B	99-6513B	95-6513B	-	XSVI-6522-NAV (A)	71-6522
Grand Cherokee	2008	2010	99-6511	99-6511	99-6511	95-6511	95-6511-17	XSVI-6522-NAV (A)	71-6522
Grand Cherokee (with nav)	2005	2007	99-6510	99-6510	99-6510	99-6510	-	XSVI-6502-NAV (A)	71-6502-1
Grand Cherokee (without nav)	2005	2007	99-6507	99-6507	99-6507	95-6533B	-	XSVI-6502-NAV (A)	71-6502-1
Grand Cherokee	2002	2004	99-6505	99-6504	99-6503	95-6546B	-	70-6502	71-6502-1
Grand Cherokee	1999	2001	99-6505	99-6504	99-6503	95-6546B	-	70-1817	71-1817
Grand Cherokee	1997	1998	99-6501	99-6229	99-6700	N/A	N/A	70-1817	71-1817
Grand Cherokee	1996	1996	99-6501	99-6229	99-6700	N/A	N/A	70-1817	71-1817
Grand Cherokee	1994	1995	99-6501	99-6700	99-1000	N/A	N/A	70-1817	71-1817
Grand Cherokee	1993	1993	99-6501	99-6700	99-1000	N/A	N/A	70-1817	71-1817
Grand Wagoneer	1992	1992	N/A	N/A	N/A	N/A	N/A	70-1002	71-1002
Grand Wagoneer	1988	1991	N/A	N/A	N/A	N/A	N/A	70-1002	71-1002
Grand Wagoneer	1986	1987	N/A	N/A	N/A	N/A	N/A	N/A	N/A
Liberty	2008	2012	99-6511	99-6511	99-6511	95-6511	95-6511-17	XSVI-6522-NAV (A)	71-6522
Liberty	2002	2007	99-6505	99-6504	99-6503	95-6524B	-	70-6502	71-6502-1
Patriot	2009	2017	99-6511	99-6511	99-6511	95-6511	95-6511-17	XSVI-6522-NAV (A)	71-6522
Patriot (with nav)	2007	2008	99-6510	99-6510	99-6510	99-6510	-	XSVI-6502-NAV (A)	71-6502-1
Patriot (without nav)	2007	2008	99-6507	99-6507	99-6507	95-6534B	-	XSVI-6502-NAV (A)	71-6502-1
Renegade	2015	2016	99-6532B	99-6532B	99-6532B	95-6532B	-	N/A	71-6523
Wrangler, Wrangler Unlimited (JL body type)	2018	2018	N/A	N/A	N/A	N/A	N/A	N/A	N/A
Wrangler / Wrangler Unlimited (JK body type)	2018	2018	99-6511	99-6511	99-6511	95-6511	95-6511-17	XSVI-6522-NAV (A)	71-6522
Wrangler / Wrangler Unlimited	2007	2017	99-6511	99-6511	99-6511	95-6511	95-6511-17	XSVI-6522-NAV (A)	71-6522
Wrangler	2003	2006	99-6505	99-6504	99-6503	95-6541	-	70-6502	71-6502-1
Wrangler	1997	2002	99-6501	99-6229	99-6700	95-6549	N/A	70-1817	71-1817
Wrangler	1988	1996	99-5700	N/A	99-5510	N/A	N/A	70-1002	71-1002
Wrangler	1985	1987	99-5700	N/A	99-5510	N/A	N/A	N/A	N/A
Wrangler	1984	1984	99-5700	N/A	99-5510	N/A	N/A	N/A	N/A
KIA									
Amanti	2009	2009	99-7331	99-7331	99-7331	95-7331	-	70-7303	71-7303-1
Amanti	2007	2008	99-7331	99-7331	99-7331	95-7331	-	70-1004	71-1004
Amanti	2004	2006	99-7319	99-7319	99-7319	95-7319	N/A	70-7301	71-7301
Borrego	2009	2009	99-7334	99-7334	99-7334	99-7334	-	70-7303	71-7303-1
Cadenza (w/ nav)	2017	2018	N/A	N/A	N/A	N/A	N/A	N/A	N/A
Cadenza (w/o nav)	2017	2018	N/A	N/A	N/A	N/A	N/A	70-7306	71-7306

FOOTNOTES:

- (A) Please refer to the AXCESS application chart/catalog for other interfaces available.
- (B) To be used along with the factory brackets.
- (C) Use 98-9306 along with the kit if equipped with heated seats. (U.S. models only)
- (D) Along with part number AX-GMLAN09EXT.
- (E) AX-HYKIA1-SWC available for BlueLink equipped vehicles.

(F) Bose amp only.

(G) Along with part number AX-GMLAN010EXT

(P) Available in multiple colors. Please check with your Salesperson for the available color options.

~~XXXX~~ A cross-through denotes part no longer available through Metra

APPLICATIONS

INTO CAR	TURBO WIRE CONT.		ANTENNA ADAPTERS		ANTENNA WORKS®	
	AMPLIFIED INTO RADIO	BYPASS	OE ANTENNA TO AFRMKT. RADIO	OE RADIO TO AFRMKT. ANTENNA	FIXED ANTENNA	POWER ANTENNA
CHTO-01 (A)	71-6502-1	70-6504	40-CR10	40-CR20	44-CR88	N/A
N/A	N/A	N/A	40-EU10	40-EU20	N/A	N/A
no amp option	no amp option	no amp option	40-EU10	40-EU20	N/A	N/A
CHTO-03 (A)	71-6522	N/A	40-EU10	40-EU20	44-CR88	N/A
CHTO-01 (A)	71-6502-1	70-6504	40-CR10	40-CR20	44-CR88	N/A
CHTO-01 (A)	71-6502-1	70-6504	40-CR10	40-CR20	44-CR88	N/A
N/A	N/A	N/A	N/R	N/R	44-CR72	44-PWZ2@
N/A	N/A	N/A	N/R	N/R	44-CR72	44-PWZ2@
N/A	N/A	N/A	N/R	N/R	44-CR72	44-PWZ2@
N/A	N/A	N/A	40-EU55	40-EU20	N/A	N/A
with kit	N/A	N/A	40-EU55	40-EU20	N/A	N/A
with kit	N/A	N/A	40-EU55	40-EU20	N/A	N/A
CHTO-03 (A)	71-6522	N/A	40-EU10	40-EU20	IN GLASS	N/A
CHTO-03 (A)	71-6522	N/A	40-EU10	40-EU20	44-GM935	N/A
CHTO-01 (A)	71-6502-1	70-6504	40-CR10	40-CR20	44-GM935	N/A
CHTO-01 (A)	71-6502-1	70-6504	40-CR10	40-CR20	44-GM935	N/A
70-6503	71-6502-1	70-6507	40-CR10	40-CR20	44-GM935	N/A
70-1818	71-1817	70-6507	N/R	N/R	44-GM935	N/A
N/A	N/A	70-6509	N/R	N/R	44-CR88	N/A
N/A	N/A	70-6513	N/R	N/R	44-CR88	N/A
N/A	N/A	70-6513	N/R	N/R	44-CR88	N/A
N/A	N/A	N/A	N/R	N/R	44-CR88	N/A
N/A	N/A	N/A	N/R	N/R	44-CR70	N/A
N/A	N/A	N/A	N/R	N/R	44-CR70	N/A
N/A	N/A	N/A	N/R	N/R	44-CR70	N/A
CHTO-03 (A)	71-6522	N/A	40-EU10	40-EU20	44-UA46	N/A
70-6503	71-6502-1	N/A	40-CR10	40-CR20	N/A	N/A
CHTO-03 (A)	71-6522	N/A	40-EU10	40-EU20	44-CR88	N/A
CHTO-01 (A)	71-6502-1	70-6504	40-CR10	40-CR20	44-CR88	N/A
CHTO-01 (A)	71-6502-1	70-6504	40-CR10	40-CR20	44-CR88	N/A
N/A	71-6523	N/A	40-EU55	40-EU20	44-UA46	N/A
N/A	N/A	N/A	40-EU10	40-EU20	N/A	N/A
CHTO-03 (A)	71-6522	N/A	40-EU10	40-EU20	N/A	N/A
CHTO-03 (A)	71-6522	N/A	40-EU10	40-EU20	N/A	N/A
70-6503	71-6502-1	N/A	40-CR10	40-CR20	N/A	N/A
N/A	N/A	N/A	N/R	N/R	N/A	N/A
N/A	N/A	N/A	N/R	N/R	44-US51B	N/A
N/A	N/A	N/A	N/R	N/R	44-US51B	N/A
N/A	N/A	N/A	N/R	N/R	44-US51B	N/A
N/A	N/A	N/A	N/R	N/R	44-US51B	N/A
70-7303	71-7303-1	N/A	40-K110	40-K120	IN GLASS	N/A
N/A	N/A	N/A	40-K110	40-K120	IN GLASS	N/A
70-7301	71-7301	N/A	N/R	N/R	IN GLASS	N/A
70-7303	71-7303-1	N/A	40-K110	40-K120	?	N/A
N/A	N/A	N/A	40-K110	40-K120	N/A	N/A
no amp option	no amp option	no amp option	40-K110	40-K120	N/A	N/A

OTHER ANTENNA OPTIONS AVAILABLE:

UNIVERSAL AMPLIFIED ANTENNA: UA20, UA30, UA40, UA50, UA60, UA200

UNIVERSAL PILLAR MOUNT: UP21, UP58

UNIVERSAL SIDE MOUNT: US401, US502, US71

UNIVERSAL FOR LARGE HOLE 1" (25mm): FD80, FD81, FD81B, FD810, GM935, GM935B, UL08, UL10, UL105, UL105B, US03R, US07R, US13, US13B, US14, US20, US30, US30B, UT03R, UT06R, UT10, UT10B, UT183, UT30, UT30B, UT31, UT391, UT391B

UNIVERSAL FOR SMALL HOLES 3/4" (19mm): UL09, UL105, UL105B, UL15, UL15B, UT91, UT91B, UT391, UT391B, UT925B - UI MODELS NORMALLY REQUIRE 9" (23cm) UNDER FENDER CLEARANCE.

@: Applicable only when replacing an existing power antenna (Use of existing antenna base and mounting hardware required or select power antenna base kit for new installation.)

#: Major modification may be required depending on vehicle (Examples: Removal of previous antenna mounting brackets; drilling or cutting to gain access to antenna mounting area or removal of sub fender)



APPLICATIONS

MAKE/MODEL	YEAR	SINGLE-DIN			DOUBLE-DIN		TURBO WIRE NON-AMPLIFIED		
		OPTION 1	OPTION 2	OPTION 3	OPTION 1	OPTION 2	OPTION 1 INTO CAR	OPTION 2 INTO RADIO	
KIA									
Cadenza	2014	2016	N/A	N/A	N/A	N/A	N/A	N/A	N/A
Cadenza	2014	2016	N/A	N/A	N/A	N/A	N/A	N/A	N/A
Forte / Forte 5 / Forte Koup (w/ nav)	2017	2018	99-7356B	99-7356B	99-7356B	95-7356B	N/A	N/A	N/A
Forte / Forte 5 / Forte Koup (w/o nav) (w/ 7-inch touchscreen)	2017	2018	99-7356B	99-7356B	99-7356B	95-7356B	N/A	70-7306	71-7306
Forte / Forte 5 / Forte Koup (w/o nav) (w/o 7-inch touchscreen)	2017	2018	99-7356B	99-7356B	99-7356B	95-7356B	N/A	70-7304	71-7304
Forte / Forte 5 / Forte Koup	2014	2016	99-7356B	99-7356B	99-7356B	95-7356B	-	70-7304	71-7304
Forte (w/ NAV)	2010	2013	N/A	N/A	N/A	CT23KI23	-	N/A	N/A
Forte (w/o NAV) (w/ auto climate)	2010	2013	N/A	N/A	N/A	CT23KI37	-	N/A	N/A
Forte (w/o NAV) (w/ manual climate)	2010	2013	99-7338 (P)	99-7338 (P)	99-7338 (P)	99-7338 (P)	-	70-7303	71-7303-1
K900	2015	2017	N/A	N/A	N/A	N/A	N/A	N/A	N/A
Niro (w/ nav)	2017	2018	N/A	N/A	N/A	N/A	N/A	N/A	N/A
Niro (w/o nav)	2017	2018	N/A	N/A	N/A	N/A	N/A	70-7306	71-7306
Optima (w/ nav)	2017	2018	N/A	N/A	N/A	N/A	N/A	N/A	N/A
Optima (w/o nav) (w/ 7-inch touchscreen)	2017	2018	N/A	N/A	N/A	N/A	N/A	70-7306	71-7306
Optima (w/o nav) (w/o 7-inch touchscreen)	2017	2018	99-7377B	99-7377B	99-7377B	95-7377B	N/A	70-7304	71-7304
Optima (with nav)	2016	2016	N/A	N/A	N/A	N/A	N/A	N/A	N/A
Optima (without nav)	2016	2016	99-7377B	99-7377B	99-7377B	95-7377B	N/A	70-7304	71-7304
Optima (with nav)	2014	2015	N/A	N/A	N/A	N/A	N/A	N/A	N/A
Optima (without nav)	2014	2015	99-7359B	99-7359B	99-7359B	95-7359B	-	70-7304	71-7304
Optima	2011	2013	99-7345B	99-7345B	99-7345B	95-7345B	-	70-7304	71-7304
Optima	2009	2010	99-7324	99-7324	99-7324	95-7324	-	70-7303	71-7303-1
Optima	2006.5	2008	99-7324	99-7324	99-7324	95-7324	-	70-1004	71-1004
Optima	2001	2006.5	99-7313	99-7314	99-7313	95-7313	-	70-7301	71-7301
Rio / Rio 5-Door (w/ 7-inch touchscreen)	2018	2018	N/A	N/A	N/A	N/A	N/A	70-7306	71-7306
Rio / Rio 5-Door (w/o 7-inch touchscreen)	2018	2018	N/A	N/A	N/A	N/A	N/A	70-7307	N/A
Rio / Rio 5-Door (w/ push-to-start) (matte black dash)	2016	2017	99-7367B	99-7367B	99-7367B	99-7367B	N/A	70-7304	71-7304
Rio / Rio 5-Door (w/ push-to-start) (high gloss black dash)	2016	2017	99-7367HG	99-7367HG	99-7367HG	99-7367HG	N/A	70-7304	71-7304
Rio / Rio 5-Door (w/o push-to-start) (matte black dash)	2016	2017	99-7368B	99-7368B	99-7368B	99-7368B	N/A	70-7304	71-7304
Rio / Rio 5-Door (w/o push-to-start) (high gloss black dash)	2016	2017	99-7368HG	99-7368HG	99-7368HG	99-7368HG	N/A	70-7304	71-7304
Rio / Rio 5-Door	2012	2015	99-7353CH	99-7353CH	99-7353CH	95-7353CH	-	70-7304	71-7304
Rio / Rio 5-Door	2009	2011	99-7321	99-7321	99-7321	95-7321	-	70-7303	71-7303-1
Rio / Rio 5-Door	2006	2008	99-7321	99-7321	99-7321	95-7321	-	70-1004	71-1004
Rio / Rio Cinco	2003	2005	99-1007	99-1007	99-1007	95-1005	-	70-7301	71-7301
Rio / Rio Cinco	2002	2002	99-1007	99-1007	99-1007	95-1005	-	70-1003	71-1003
Rio	2001	2001	99-1003	99-1003	99-1003	95-1003	-	70-1003	71-1003
Rondo	2009	2010	99-7329	99-7329	99-7329	95-7329	-	70-7303	71-7303-1
Rondo	2007	2008	99-7329	99-7329	99-7329	95-7329	-	70-1004	71-1004
Sedona (w/ nav)	2017	2018	99-7365B	99-7365B	99-7365B	95-7365B	N/A	N/A	N/A
Sedona (w/o nav) (w/ 7-inch touchscreen)	2017	2018	99-7365B	99-7365B	99-7365B	95-7365B	N/A	70-7306	71-7306
Sedona (w/o nav) (w/o 7-inch touchscreen)	2017	2018	99-7365B	99-7365B	99-7365B	95-7365B	N/A	70-7307	N/A
Sedona (with nav)	2015	2016	99-7365B	99-7365B	99-7365B	95-7365B	N/A	N/A	N/A
Sedona (without nav)	2015	2016	99-7365B	99-7365B	99-7365B	95-7365B	N/A	70-7304	71-7304
Sedona	2014	2014	99-7323	99-7323	99-7323	95-7323	-	70-7303	71-7303-1
Sedona	2009	2012	99-7323	99-7323	99-7323	95-7323	-	70-7303	71-7303-1
Sedona	2006	2008	99-7323	99-7323	99-7323	95-7323	-	70-1004	71-1004
Sedona	2003	2005	99-1005	99-1005	99-1005	95-1005	-	70-7301	71-7301

FOOTNOTES:

- (A) Please refer to the AXCESS application chart/catalog for other interfaces available.
- (B) To be used along with the factory brackets.
- (C) Use 98-9306 along with the kit if equipped with heated seats. (U.S. models only)
- (D) Along with part number AX-GMLAN09EXT.
- (E) AX-HYKIA1-SWC available for BlueLink equipped vehicles.

(F) Bose amp only.

(G) Along with part number AX-GMLAN010EXT

(P) Available in multiple colors. Please check with your Salesperson for the available color options.

~~XXXX~~ A cross-through denotes part no longer available through Metra

APPLICATIONS

INTO CAR	TURBO WIRE CONT.		ANTENNA ADAPTERS		ANTENNA WORKS®	
	AMPLIFIED INTO RADIO	BYPASS	OE ANTENNA TO AFRMKT. RADIO	OE RADIO TO AFRMKT. ANTENNA	FIXED ANTENNA	POWER ANTENNA
N/A	N/A	N/A	40-K110	40-K120	N/A	N/A
N/A	N/A	N/A	40-K110	40-K120	N/A	N/A
N/A	N/A	N/A	40-K111	40-K121	N/A	N/A
no amp option	no amp option	no amp option	40-K111	40-K121	N/A	N/A
no amp option	no amp option	no amp option	N/R	N/R	N/A	N/A
N/A	N/A	N/A	N/R	N/R	N/A	N/A
HYBL-03	N/A	N/A	40-K111	40-K121	N/A	N/A
HYBL-03	N/A	N/A	40-K111	40-K121	N/A	N/A
N/A	N/A	N/A	40-K111	40-K121	N/A	N/A
N/A	N/A	N/A	40-K110	40-K120	N/A	N/A
N/A	N/A	N/A	40-K111	40-K121	N/A	N/A
no amp option	no amp option	no amp option	40-K111	40-K121	N/A	N/A
N/A	N/A	N/A	40-K110	40-K120	N/A	N/A
no amp option	no amp option	no amp option	40-K110	40-K120	N/A	N/A
no amp option	no amp option	no amp option	N/R	N/R	N/A	N/A
N/A	N/A	N/A	40-K110	40-K120	N/A	N/A
N/A	N/A	N/A	N/R	N/R	N/A	N/A
N/A	N/A	N/A	N/R	N/R	N/A	N/A
AX-HYKIA1-SWC & AX-HYKIA-SPDIF	71-7304	N/A	N/R	N/R	N/A	N/A
AX-HYKIA1-SWC & AX-HYKIA-SPDIF	71-7304	N/A	N/R	N/R	N/A	N/A
70-7303	71-7303-1	N/A	40-K110	40-K120	IN GLASS	N/A
N/A	N/A	N/A	N/R	N/R	IN GLASS	N/A
N/A	N/A	N/A	N/R	N/R	44-GM935	N/A
no amp option	no amp option	no amp option	40-K111	40-K121	N/A	N/A
no amp option	no amp option	no amp option	40-K111	40-K121	N/A	N/A
no amp option	no amp option	no amp option	N/R	N/R	N/A	N/A
no amp option	no amp option	no amp option	N/R	N/R	N/A	N/A
no amp option	no amp option	no amp option	N/R	N/R	N/A	N/A
no amp option	no amp option	no amp option	N/R	N/R	N/A	N/A
N/A	N/A	N/A	N/R	N/R	N/A	N/A
70-7303	71-7303-1	N/A	40-K111	40-K121	44-UA42	N/A
N/A	N/A	N/A	N/R	N/R	44-UA42	N/A
N/A	N/A	N/A	N/R	N/R	?	N/A
N/A	N/A	N/A	N/R	N/R	?	N/A
N/A	N/A	N/A	N/R	N/R	?	N/A
70-7303	71-7303-1	N/A	40-K111	40-K121	?	N/A
N/A	N/A	N/A	N/R	N/R	?	N/A
N/A	N/A	N/A	40-K111	40-K121	?	N/A
no amp option	no amp option	no amp option	40-K111	40-K121	?	N/A
no amp option	no amp option	no amp option	40-K110	40-K120	N/A	N/A
N/A	N/A	N/A	40-K111	40-K121	N/A	N/A
N/A	N/A	N/A	N/R	N/R	?	N/A
70-7303	71-7303-1	N/A	40-K111	40-K121	?	N/A
70-7303	71-7303-1	N/A	40-K111	40-K121	?	N/A
n/A	N/A	N/A	N/R	N/R	IN GLASS	N/A
N/A	N/A	N/A	N/R	N/R	44-HD94	N/A

OTHER ANTENNA OPTIONS AVAILABLE:

UNIVERSAL AMPLIFIED ANTENNA: UA20, UA30, UA40, UA50, UA60, UA200

UNIVERSAL PILLAR MOUNT: UP21, UP58

UNIVERSAL SIDE MOUNT: US401, US502, US71

UNIVERSAL FOR LARGE HOLE 1" (25mm): FD80, FD81, FD81B, FD810, GM935, GM935B, UL08, UL10, UL105, UL105B, US03R, US07R, US13, US13B, US14, US20, US30, US30B, UT03R, UT06R, UT10, UT10B, UT183, UT30, UT30B, UT31, UT391, UT391B

UNIVERSAL FOR SMALL HOLES 3/4" (19mm): UL09, UL105, UL105B, UL15, UL15B, UT91, UT91B, UT391, UT391B, UT925B - UI MODELS NORMALLY REQUIRE 9" (23cm) UNDER FENDER CLEARANCE.

@: Applicable only when replacing an existing power antenna (Use of existing antenna base and mounting hardware required or select power antenna base kit for new installation.)

#: Major modification may be required depending on vehicle (Examples: Removal of previous antenna mounting brackets; drilling or cutting to gain access to antenna mounting area or removal of sub fender)

APPLICATIONS

MAKE/MODEL	YEAR	TURBO KITS			DOUBLE-DIN		TURBO WIRE NON-AMPLIFIED		
		OPTION 1	OPTION 2	OPTION 3	OPTION 1	OPTION 2	OPTION 1 INTO CAR	OPTION 2 INTO RADIO	
KIA									
Sedona	2002	2002	99-1005	99-1005	99-1005	95-1005	-	70-1003	71-1003
Sephia	1998	2001	99-1003	N/A	N/A	95-1003	-	70-1003	71-1003
Sephia	1995	1997	99-1003	99-1003	99-1003	95-1003	-	70-1003	71-1003
Sephia	1994	1994	N/A	N/A	N/A	N/A	N/A	70-1781	N/A
Sorento (w/ nav)	2019	2019	99-7366B	99-7366B	99-7366B	95-7366B	N/A	N/A	N/A
Sorento (w/ nav)	2016	2018	99-7366B	99-7366B	99-7366B	95-7366B	N/A	N/A	N/A
Sorento (w/o nav) (w/ 7-inch touchscreen)	2017	2019	99-7366B	99-7366B	99-7366B	95-7366B	N/A	70-7306	71-7306
Sorento (w/o nav) (w/o 7-inch touchscreen)	2017	2018	99-7366B	99-7366B	99-7366B	95-7366B	N/A	70-7304	71-7304
Sorento (without nav)	2016	2016	99-7366B	99-7366B	99-7366B	95-7366B	-	70-7304	71-7304
Sorento (with nav)	2014	2015	N/A	N/A	N/A	N/A	N/A	N/A	N/A
Sorento (without nav)	2014	2015	99-7355B	99-7355B	99-7355B	95-7355B	-	70-7304	71-7304
Sorento (with nav)	2011	2013	99-7340B	99-7340B	99-7340B	95-7340B	-	N/A	N/A
Sorento (without nav) (with UV0)	2011	2013	99-7340B	99-7340B	99-7340B	95-7340B	-	70-7304	71-7304
Sorento (without nav) (without UV0)	2011	2013	99-7340B	99-7340B	99-7340B	95-7340B	-	70-7303	71-7303-1
Sorento	2007	2009	99-7328	99-7328	99-7328	95-7328	-	70-7302	71-7302
Sorento (EX)	2003	2006	99-1006	99-1006	99-1006	95-1006	-	70-2003	71-2003-1
Sorento (LX with Sport Package)	2003	2006	99-1006	99-1006	99-1006	95-1006	-	70-2003	71-2003-1
Sorento (LX Excluding Sport Models)	2003	2006	99-1008	99-1008	99-1008	95-1005	-	70-7301	71-7301
Soul (w/ nav)	2017	2019	N/A	N/A	N/A	N/A	N/A	N/A	N/A
Soul (w/o nav) (with 7" touchscreen)	2017	2019	N/A	N/A	N/A	N/A	N/A	70-7306	71-7306
Soul (w/o nav) (w/o 7-inch touchscreen)	2017	2019	99-7360B	99-7360B	99-7360B	95-7360B	N/A	70-7307	N/A
Soul (with nav)	2014	2016	N/A	N/A	N/A	N/A	N/A	70-7304	71-7304
Soul (without nav)	2014	2016	99-7360B	99-7360B	99-7360B	95-7360B	-	70-7304	71-7304
Soul (with nav)	2012	2013	N/A	N/A	N/A	N/A	N/A	N/A	N/A
Soul (without nav)	2012	2013	99-7349B	99-7349B	99-7349B	95-7349B	-	70-7304	71-7304
Soul	2010	2011	99-7337B	99-7337B	99-7337B	95-7337B	-	70-7303	71-7303-1
Spectra	2007	2009	99-7330	99-7330	99-7330	95-7330	-	70-1004	71-1004
Spectra (SX)	2005	2006	99-7318	99-7318	99-7318	95-7318	-	70-7301	71-7301
Spectra (EX or LX models)	2005	2006	99-1008	99-1008	99-1008	95-1005	-	70-7301	71-7301
Spectra	2004.5	2004.5	99-1008	99-1008	99-1008	95-1005	-	70-7301	71-7301
Spectra	2003	2004	99-1005	99-1005	99-1005	95-1005	-	70-7301	71-7301
Spectra	2002	2002	99-1005	99-1005	99-1005	95-1005	-	70-1003	71-1003
Spectra	2000	2001	99-1003	99-1003	99-1003	95-1005	-	70-1003	71-1003
Spectra5	2007	2009	99-7330	99-7330	99-7330	95-7330	-	70-1004	71-1004
Spectra5	2005	2006	99-7318	99-7318	99-7318	95-7318	-	70-7301	71-7301
Sportage (w/ nav)	2017	2019	N/A	N/A	N/A	N/A	N/A	N/A	N/A
Sportage (w/o nav) (w/ 7-inch touchscreen)	2017	2019	N/A	N/A	N/A	N/A	N/A	70-7306	71-7306
Sportage (w/o nav) (w/o 7-inch touchscreen)	2017	2019	99-7378B	99-7378B	99-7378B	95-7378B	N/A	70-7304	71-7304
Sportage (charcoal dash)	2011	2016	99-7344CH	99-7344CH	99-7344CH	95-7344CH	-	70-7304	71-7304
Sportage (gray dash)	2011	2016	99-7344G	99-7344G	99-7344G	95-7344G	-	70-7304	71-7304
Sportage (with SAT radio)	2009	2010	99-7317	99-7317	99-7317	95-7321	-	70-7303	71-7303-1
Sportage (without SAT radio)	2009	2010	99-7317	99-7317	99-7317	95-7321	-	70-1004	71-1004
Sportage	2005	2008	99-7317	99-7317	99-7317	95-7321	-	70-1004	71-1004
Sportage	1998	2003	99-1003	99-1003	99-1003	95-1003	-	70-1003	71-1003
Sportage	1995	1997	99-1003	87-30-1002	N/A	N/A	N/A	70-1003	71-1003
Stinger (w nav)	2018	2018	N/A	N/A	N/A	N/A	N/A	N/A	N/A

FOOTNOTES:

- (A) Please refer to the AXCESS application chart/catalog for other interfaces available.
- (B) To be used along with the factory brackets.
- (C) Use 98-9306 along with the kit if equipped with heated seats. (U.S. models only)
- (D) Along with part number AX-GMLAN09EXT.
- (E) AX-HYKIA1-SWC available for BlueLink equipped vehicles.

(F) Bose amp only.

(G) Along with part number AX-GMLAN010EXT

(P) Available in multiple colors. Please check with your Salesperson for the available color options.

~~XXXX~~ A cross-through denotes part no longer available through Metra

APPLICATIONS

INTO CAR	TURBO WIRE CONT.		ANTENNA ADAPTERS		ANTENNA WORKS®	
	AMPLIFIED INTO RADIO	BYPASS	OE ANTENNA TO AFTRMKT. RADIO	OE RADIO TO AFTRMKT. ANTENNA	FIXED ANTENNA	POWER ANTENNA
N/A	N/A	N/A	N/R	N/R	44-HD94	N/A
N/A	N/A	N/A	N/R	N/R	44-UL15	44-PW530
N/A	N/A	N/A	N/R	N/R	44-GM935	44-PW22
N/A	N/A	N/A	N/R	N/R	44-GM935	44-PW22
N/A	N/A	N/A	40-K111	40-K121	N/A	N/A
N/A	N/A	N/A	40-K111	40-K121	N/A	N/A
no amp option	no amp option	no amp option	40-K111	40-K121	N/A	N/A
no amp option	no amp option	no amp option	N/R	N/R	N/A	N/A
AX-HYKIA1-SWC & AX-HYKIA-SPDIF	71-7304	N/A	N/R	N/R	N/A	N/A
AX-HYKIA1-SWC & AX-HYKIA-SPDIF	71-7304	N/A	N/R	N/R	N/A	N/A
AX-HYKIA1-SWC & AX-HYKIA-SPDIF	71-7304	N/A	N/R	N/R	N/A	N/A
HYBL-03	N/A	N/A	40-K111	40-K121	44-UA42? OR 46	N/A
AX-HYKIA1-SWC & AX-HYKIA-SPDIF	71-7304	N/A	40-K111	40-K121	44-UA42? OR 46	N/A
HYBL-03	N/A	N/A	40-K111	40-K121	44-UA42? OR 46	N/A
70-7302	71-7302	N/A	N/R	N/R	?	N/A
70-2003	71-2003-1	N/A	40-GM10	40-GM20	?	N/A
70-2003	71-2003-1	N/A	40-GM10	40-GM20	?	N/A
N/A	N/A	N/A	N/R	N/R	?	N/A
N/A	N/A	N/A	40-K111	40-K121	N/A	N/A
no amp option	no amp option	no amp option	40-K111	40-K121	N/A	N/A
no amp option	no amp option	no amp option	40-K111	40-K121	N/A	N/A
AX-HYKIA1-SWC & AX-HYKIA-SPDIF	71-7304	N/A	40-K111	40-K121	N/A	N/A
AX-HYKIA1-SWC & AX-HYKIA-SPDIF	71-7304	N/A	N/R	N/R	N/A	N/A
AX-HYKIA1-SWC & AX-HYKIA-SPDIF	71-7304	N/A	N/R	N/R	44-UA46	N/A
AX-HYKIA1-SWC & AX-HYKIA-SPDIF	71-7304	N/A	N/R	N/R	44-UA46	N/A
70-7303	71-7303-1	N/A	40-K111	40-K121	44-UA42? OR 46	N/A
70-1004	71-1004	N/A	N/R	N/R	44-CR88? OR 44-HD94	N/A
N/A	N/A	N/A	N/R	N/R	44-CR88? OR 44-HD94	N/A
N/A	N/A	N/A	N/R	N/R	44-CR88? OR 44-HD94	N/A
N/A	N/A	N/A	N/R	N/R	44-TY18	N/A
N/A	N/A	N/A	N/R	N/R	44-TY18	N/A
N/A	N/A	N/A	N/R	N/R	44-TY18	N/A
N/A	N/A	N/A	N/R	N/R	44-TY18	N/A
N/A	N/A	N/A	N/R	N/R	44-UA42? OR 46	N/A
N/A	N/A	N/A	N/R	N/R	44-UA42? OR 46	N/A
N/A	N/A	N/A	40-K111	40-K121	N/A	N/A
no amp option	no amp option	no amp option	40-K111	40-K121	N/A	N/A
no amp option	no amp option	no amp option	N/R	N/R	N/A	N/A
AX-HYKIA1-SWC & AX-HYKIA-SPDIF	71-7304	N/A	N/R	N/R	44-UA42	N/A
AX-HYKIA1-SWC & AX-HYKIA-SPDIF	71-7304	N/A	N/R	N/R	44-UA42	N/A
70-7303	71-7303-1	N/A	40-K111	40-K121	44-UA42? OR 46	N/A
N/A	N/A	N/A	40-K110	40-K120	44-UA42? OR 46	N/A
N/A	N/A	N/A	N/R	N/R	44-UA42? OR 46	N/A
N/A	N/A	N/A	N/R	N/R	44-UL15	44-PW530
N/A	N/A	N/A	N/R	N/R	44-CR88	N/A
N/A	N/A	N/A	40-K111	40-K121	N/A	N/A

OTHER ANTENNA OPTIONS AVAILABLE:

UNIVERSAL AMPLIFIED ANTENNA: UA20, UA30, UA40, UA50, UA60, UA200

UNIVERSAL PILLAR MOUNT: UP21, UP58

UNIVERSAL SIDE MOUNT: US401, US502, US71

UNIVERSAL FOR LARGE HOLE 1" (25mm): FD80, FD81, FD81B, FD810, GM935, GM935B, UL08, UL10, UL105, UL105B, US03R, US07R, US13, US13B, US14, US20, US30, US30B, UT03R, UT06R, UT10, UT10B, UT183, UT30, UT30B, UT31, UT391, UT391B

UNIVERSAL FOR SMALL HOLES 3/4" (19mm): UL09, UL105, UL105B, UL15, UL15B, UT91, UT91B, UT391, UT391B, UT925B - UI MODELS NORMALLY REQUIRE 9" (23cm) UNDER FENDER CLEARANCE.

@: Applicable only when replacing an existing power antenna (Use of existing antenna base and mounting hardware required or select power antenna base kit for new installation.)

#: Major modification may be required depending on vehicle (Examples: Removal of previous antenna mounting brackets; drilling or cutting to gain access to antenna mounting area or removal of sub fender)



APPLICATIONS

MAKE/MODEL	YEAR		TURBO KITS					TURBO WIRE NON-AMPLIFIED		
			OPTION 1	SINGLE-DIN OPTION 2	OPTION 3	DOUBLE-DIN OPTION 1	OPTION 2	OPTION 1 INTO CAR	OPTION 2 INTO RADIO	
KIA										
Stinger (w/o nav)	2018	2018	N/A	N/A	N/A	N/A	N/A	N/A	70-7306	71-7306
LAND ROVER										
Defender	1993	1997	DIN opening	DIN opening	DIN opening	N/A	N/A	N/A	N/A	N/A
Discovery	2017	2018	N/A	N/A	N/A	N/A	N/A	N/A	N/A	N/A
Discovery	1994	1999	89-9400	89-9400	89-9400	N/A	N/A	70-9401	71-9401-EU	
Discovery 2	2000	2004	89-9400	89-9400	89-9400	N/A	N/A	70-9401	71-9401-EU	
Discovery Sport	2015	2018	N/A	N/A	N/A	N/A	N/A	N/A	N/A	N/A
Freelander	2005	2005	99-9401	99-9401	99-9401	N/A	N/A	70-5520	71-5520	
Freelander	2004	2004	99-9401	99-9401	99-9401	N/A	N/A	70-8590	71-8590	
Freelander	2002	2003	DIN opening	DIN opening	DIN opening	N/A	N/A	70-8590	71-8590	
LR2	2013	2015	N/A	N/A	N/A	N/A	N/A	N/A	N/A	N/A
LR2	2008	2012	N/A	N/A	N/A	95-9404B	N/A	N/A	N/A	N/A
LR3	2005	2009	N/A	N/A	N/A	95-9404B	N/A	N/A	N/A	N/A
LR4	2010	2016	N/A	N/A	N/A	N/A	N/A	N/A	N/A	N/A
Range Rover	2018	2018	N/A	N/A	N/A	N/A	N/A	N/A	N/A	N/A
Range Rover	2013	2017	N/A	N/A	N/A	N/A	N/A	N/A	N/A	N/A
Range Rover	2010	2012	99-9402B	99-9402B	99-9402B	99-9402B	-	N/A	N/A	N/A
Range Rover	2007	2009	99-9402B	99-9402B	99-9402B	99-9402B	-	N/A	N/A	N/A
Range Rover	2005	2006	99-9402B	99-9402B	99-9402B	99-9402B	-	N/A	N/A	N/A
Range Rover	2003	2004	99-9402B	99-9402B	99-9402B	99-9402B	-	N/A	N/A	N/A
Range Rover	1996	2002	N/A	N/A	N/A	N/A	N/A	N/A	N/A	N/A
Range Rover (SE)	1995	1995	DIN opening	DIN opening	DIN opening	N/A	N/A	N/A	N/A	N/A
Range Rover (Classic / LWB)	1995	1995	DIN opening	DIN opening	DIN opening	N/A	N/A	N/A	N/A	N/A
Range Rover	1987	1994	DIN opening	DIN opening	DIN opening	N/A	N/A	N/A	N/A	N/A
Range Rover Evoque (with 8-inch touchscreen)	2017	2018	N/A	N/A	N/A	N/A	N/A	N/A	N/A	N/A
Range Rover Evoque (with 5-inch screen)	2017	2018	N/A	N/A	N/A	95-9403B	-	AX-LR902	N/A	N/A
Range Rover Evoque	2015	2016	N/A	N/A	N/A	95-9403B	-	AX-LR902	N/A	N/A
Range Rover Evoque	2012	2014	N/A	N/A	N/A	95-9403B	-	AX-LR902	N/A	N/A
Range Rover Sport	2018	2018	N/A	N/A	N/A	N/A	N/A	N/A	N/A	N/A
Range Rover Sport	2014	2017	N/A	N/A	N/A	N/A	N/A	N/A	N/A	N/A
Range Rover Sport	2010	2013	N/A	N/A	N/A	N/A	N/A	N/A	N/A	N/A
Range Rover Sport	2006	2009	N/A	N/A	N/A	95-9404B	N/A	N/A	N/A	N/A
Range Rover Velar	2018	2018	N/A	N/A	N/A	N/A	N/A	N/A	N/A	N/A
LEXUS										
CT 200h	2011	2017	N/A	N/A	N/A	N/A	-	N/A	N/A	N/A
ES 300h / ES 350	2013	2018	N/A	N/A	N/A	N/A	N/A	N/A	N/A	N/A
ES 350	2007	2012	99-8162G	99-8162G	99-8162G	99-8162G	-	N/A	N/A	N/A
ES 330 (with nav, or multi disc factory radio)	2004	2006	99-8158G	99-8158G	99-8158G	99-8158G	-	N/A	N/A	N/A
ES 330 (with single disc factory radio)	2004	2006	99-8158G	99-8158G	99-8158G	99-8158G	-	N/A	N/A	N/A
ES 330 (with nav, or multi disc factory radio)	2002	2003	99-8158G	99-8158G	99-8158G	99-8158G	-	N/A	N/A	N/A
ES 330 (with single disc factory radio)	2002	2003	99-8158G	99-8158G	99-8158G	99-8158G	-	N/A	N/A	N/A
ES 300	2000	2001	99-8155	99-8155	99-8155	95-8155	-	N/A	N/A	N/A
ES 300	1997	1999	99-8155	99-8155	99-8155	95-8155	-	N/A	N/A	N/A
ES 300	1992	1996	99-8150	99-8150	99-8150	95-8150	-	N/A	N/A	N/A
ES250 (with cd)	1990	1991	88-00-9000	88-00-8000	88-00-8000	N/A	N/A	N/A	N/A	N/A
ES250 (with cassette)	1990	1991	88-00-9000	88-00-8000	88-00-8000	N/A	N/A	70-1761	71-1761	

FOOTNOTES:

- (A) Please refer to the AXCESS application chart/catalog for other interfaces available.
- (B) To be used along with the factory brackets.
- (C) Use 98-9306 along with the kit if equipped with heated seats. (U.S. models only)
- (D) Along with part number AX-GMLAN09EXT.
- (E) AX-HYKIA1-SWC available for BlueLink equipped vehicles.

(F) Bose amp only.

(G) Along with part number AX-GMLAN010EXT

(P) Available in multiple colors. Please check with your Salesperson for the available color options.

~~XXXX~~ A cross-through denotes part no longer available through Metra

APPLICATIONS

INTO CAR	TURBO WIRE CONT.		ANTENNA ADAPTERS		ANTENNA WORKS®	
	AMPLIFIED INTO RADIO	BYPASS	OE ANTENNA TO AFRMKT. RADIO	OE RADIO TO AFRMKT. ANTENNA	FIXED ANTENNA	POWER ANTENNA
N/A	N/A	N/A	40-K1T1	40-K1Z1	N/A	N/A
N/A	N/A	N/A	N/R	N/R	IN GLASS	N/A
N/A	N/A	N/A	N/A	N/A	N/A	N/A
70-9400	N/A	N/A	N/R	N/R	IN GLASS	N/A
70-1786	71-9401-EU	N/A	N/R	N/R	IN GLASS	N/A
N/A	N/A	N/A	N/A	N/A	N/A	N/A
70-5520	71-5520	N/A	40-VW10	40-VW20	44-UA40?	N/A
N/A	N/A	N/A	40-VW10	40-VW20	44-UA40?	N/A
N/A	N/A	N/A	40-VW10	40-VW20	44-UA40?	N/A
N/A	N/A	N/A	N/A	N/A	N/A	N/A
N/A	N/A	N/A	40-EU10	40-EU20	N/A	N/A
N/A	N/A	N/A	40-EU10	40-EU20	N/A	N/A
N/A	N/A	N/A	40-EU10	40-EU20	N/A	N/A
N/A	N/A	N/A	N/A	N/A	N/A	N/A
N/A	N/A	N/A	N/A	N/A	N/A	N/A
AX-LR90082	N/A	N/A	40-EU10	N/A	N/A	N/A
N/A	N/A	N/A	40-EU10	N/A	N/A	N/A
N/A	N/A	N/A	40-EU10	N/A	N/A	N/A
N/A	N/A	N/A	40-EU10	40-EU20	N/A	N/A
N/A	N/A	N/A	N/A	N/A	N/A	N/A
70-1786	N/A	N/A	N/A	N/A	N/A	N/A
N/A	N/A	N/A	N/A	N/A	N/A	N/A
N/A	N/A	N/A	N/A	N/A	N/A	N/A
N/A	N/A	N/A	40-EU56	TBA - 40-EU66	N/A	N/A
N/A	N/A	N/A	40-EU56	TBA - 40-EU66	N/A	N/A
AX-LR903	N/A	N/A	40-EU56	TBA - 40-EU66	N/A	N/A
N/A	N/A	N/A	N/A	N/A	N/A	N/A
N/A	N/A	N/A	N/A	N/A	N/A	N/A
N/A	N/A	N/A	40-EU10	40-EU20	N/A	N/A
N/A	N/A	N/A	N/A	N/A	N/A	N/A
N/A	N/A	N/A	N/A	N/A	N/A	N/A
N/A	N/A	N/A	40-LX11	40-LX21	44-UA46	N/A
N/A	N/A	N/A	40-LX11	40-LX21	N/A	N/A
TYTO-01 (A)	71-8113	N/A	N/R	N/R	IN GLASS	N/A
TYTO-01 (A)	71-8113	N/A	N/R	N/R	IN GLASS	N/A
70-8113	71-8113	N/A	N/R	N/R	IN GLASS	N/A
TYTO-01 (A)	71-8113	N/A	N/R	N/R	IN GLASS	N/A
TYTO-01 (A)	71-8113	N/A	N/R	N/R	IN GLASS	N/A
70-8113	71-8113	N/A	N/R	N/R	IN GLASS	N/A
70-8112	71-8112	N/A	N/R	N/R	IN GLASS	N/A
70-8112	71-8112	N/A	N/R	N/R	44-GM935?	44-PW530
N/A	N/A	N/A	N/R	N/R	44-GM935?	N/A
no amp option	no amp option	no amp option	N/R	N/R	44-GM935?	N/A

OTHER ANTENNA OPTIONS AVAILABLE:

UNIVERSAL AMPLIFIED ANTENNA: UA20, UA30, UA40, UA50, UA60, UA200

UNIVERSAL PILLAR MOUNT: UP21, UP58

UNIVERSAL SIDE MOUNT: US401, US502, US71

UNIVERSAL FOR LARGE HOLE 1" (25mm): FD80, FD81, FD81B, FD810, GM935, GM935B, UL08, UL10, UL105, UL105B, US03R, US07R, US13, US13B, US14, US20, US30, US30B, UT03R, UT06R, UT10, UT10B, UT183, UT30, UT30B, UT31, UT391, UT391B

UNIVERSAL FOR SMALL HOLES 3/4" (19mm): UL09, UL105, UL105B, UL15, UL15B, UT91, UT91B, UT391, UT391B, UT925B - UI MODELS NORMALLY REQUIRE 9" (23cm) UNDER FENDER CLEARANCE.

@: Applicable only when replacing an existing power antenna (Use of existing antenna base and mounting hardware required or select power antenna base kit for new installation.)

#: Major modification may be required depending on vehicle (Examples: Removal of previous antenna mounting brackets; drilling or cutting to gain access to antenna mounting area or removal of sub fender)

APPLICATIONS

MAKE/MODEL	YEAR	TURBO KITS					TURBO WIRE NON-AMPLIFIED			
		SINGLE-DIN OPTION 1	SINGLE-DIN OPTION 2	TURBO KITS OPTION 3	DOUBLE-DIN OPTION 1	DOUBLE-DIN OPTION 2	OPTION 1 INTO CAR	OPTION 2 INTO RADIO		
LEXUS										
GS 200t / GS 350 / GS 450h / GS F	2013	2019	N/A	N/A	N/A	N/A	N/A	N/A	N/A	N/A
GS 350 / GS 450h / GS 460	2010	2011	N/A	N/A	N/A	N/A	N/A	N/A	N/A	N/A
GS 300 / GS 350 / GS 430 / GS 450h / GS 460	2006	2009	N/A	N/A	N/A	N/A	N/A	N/A	N/A	N/A
GS 300 / GS 400 / GS 430 (without-nav)	2001	2005	99-8152	99-8152	99-8152	95-8152	-	N/A	N/A	N/A
GS 300 / GS 400 / GS 430 (without-nav)	1998	2000	99-8152	99-8152	99-8152	95-8152	-	N/A	N/A	N/A
GS 300 / GS 400 / GS 430	1993	1997	99-8154	99-8154	99-8154	95-8154	-	N/A	N/A	N/A
GX 460	2010	2018	N/A	N/A	N/A	N/A	N/A	N/A	N/A	N/A
GX 470	2003	2009	N/A	N/A	N/A	N/A	N/A	N/A	N/A	N/A
HS 250h	2010	2012	N/A	N/A	N/A	N/A	N/A	N/A	N/A	N/A
IS 200t / IS 250 / IS 300 / IS 350	2014	2018	N/A	N/A	N/A	N/A	N/A	N/A	N/A	N/A
IS 250C / IS 350C / IS F	2006	2015	N/A	N/A	N/A	N/A	N/A	N/A	N/A	N/A
IS 250 / IS 350	2006	2013	N/A	N/A	N/A	N/A	N/A	N/A	N/A	N/A
IS 300	2002	2005	99-8151	99-8151	99-8151	99-8151	-	N/A	N/A	N/A
IS 300	2001	2001	99-8151	99-8151	99-8151	99-8151	-	N/A	N/A	N/A
LC 500 / LC500h	2018	2018	N/A	N/A	N/A	N/A	N/A	N/A	N/A	N/A
LFA	2012	2012	N/A	N/A	N/A	N/A	N/A	N/A	N/A	N/A
LS 600h L	2013	2016	N/A	N/A	N/A	N/A	N/A	N/A	N/A	N/A
LS 600h L	2010	2012	N/A	N/A	N/A	N/A	N/A	N/A	N/A	N/A
LS 600h L	2008	2009	N/A	N/A	N/A	N/A	N/A	N/A	N/A	N/A
LS 500 / LS500h	2018	2018	N/A	N/A	N/A	N/A	N/A	N/A	N/A	N/A
LS 460 / LS460 L	2013	2017	N/A	N/A	N/A	N/A	N/A	N/A	N/A	N/A
LS 460	2010	2012	N/A	N/A	N/A	N/A	N/A	N/A	N/A	N/A
LS 460	2007	2009	N/A	N/A	N/A	N/A	N/A	N/A	N/A	N/A
LS 430 (with nav)	2001	2006	N/A	N/A	N/A	N/A	-	N/A	N/A	N/A
LS 430 (without nav)	2001	2006	99-8160G	99-8160G	99-8160G	95-8160G	-	N/A	N/A	N/A
LS 400 (without nav)	1997	2000	-	99-8153	99-8165	95-8153	99-8165	N/A	N/A	N/A
LS 400	1995	1996	-	99-8153	99-8165	95-8153	99-8165	N/A	N/A	N/A
LS 400 (without Pioneer sound)	1993	1994	99-8156	99-8156	99-8156	95-8156	-	N/A	N/A	N/A
LS 400 (with Pioneer sound)	1993	1994	99-8156	99-8156	99-8156	95-8156	-	N/A	N/A	N/A
LS 400	1990	1992	99-8156	99-8156	99-8156	95-8156	-	70-1761	71-1761	N/A
LX 570	2017	2018	N/A	N/A	N/A	N/A	N/A	N/A	N/A	N/A
LX 570	2010	2015	N/A	N/A	N/A	N/A	N/A	N/A	N/A	N/A
LX 570	2008	2009	N/A	N/A	N/A	N/A	N/A	N/A	N/A	N/A
LX 470	2003	2007	N/A	N/A	N/A	N/A	N/A	N/A	N/A	N/A
LX 470	1998	2002	N/A	N/A	N/A	N/A	N/A	N/A	N/A	N/A
LX 450	1996	1997	88-00-8000	88-00-8000	88-00-8000	99-9999 (B)	N/A	N/A	N/A	N/A
NX 200t / NX300 / NX300 F / NX 300h	2015	2019	N/A	N/A	N/A	N/A	N/A	N/A	N/A	N/A
RC 200t / RC 300 / RC 350 / RC F	2013	2019	N/A	N/A	N/A	N/A	N/A	N/A	N/A	N/A
RX 350 / RX350L / RX 450h / RX 450hL	2016	2018	N/A	N/A	N/A	N/A	N/A	N/A	N/A	N/A
RX 350 / RX 450h	2010	2015	N/A	N/A	N/A	N/A	N/A	N/A	N/A	N/A
RX 350 / RX 400H	2007	2009	99-8159S	99-8159S	99-8159S	99-8159S	-	N/A	N/A	N/A
RX 330	2004	2006	99-8159S	99-8159S	99-8159S	99-8159S	-	N/A	N/A	N/A
RX 300	1999	2003	N/A	N/A	N/A	N/A	N/A	N/A	N/A	N/A
SC430	2002	2010	99-8161S	99-8161S	99-8161S	99-8161S	-	N/A	N/A	N/A
SC 300 / SC400 (with cd)	1992	2000	99-8157	99-8157	99-8157	95-8157	-	N/A	N/A	N/A
SC 300 / SC400 (with cassette)	1992	2000	99-8157	99-8157	99-8157	95-8157	-	N/A	N/A	N/A

FOOTNOTES:

- (A) Please refer to the AXCESS application chart/catalog for other interfaces available.
- (B) To be used along with the factory brackets.
- (C) Use 98-9306 along with the kit if equipped with heated seats. (U.S. models only)
- (D) Along with part number AX-GMLAN09EXT.
- (E) AX-HYKIA1-SWC available for BlueLink equipped vehicles.

(F) Bose amp only.

(G) Along with part number AX-GMLAN010EXT

(P) Available in multiple colors. Please check with your Salesperson for the available color options.

~~XXXX~~ A cross-through denotes part no longer available through Metra

APPLICATIONS

INTO CAR	TURBO WIRE CONT.		ANTENNA ADAPTERS		ANTENNA WORKS®	
	AMPLIFIED INTO RADIO	BYPASS	OE ANTENNA TO AFRMKT. RADIO	OE RADIO TO AFRMKT. ANTENNA	FIXED ANTENNA	POWER ANTENNA
N/A	N/A	N/A	40-LXT1	40-LXZ1	N/A	N/A
N/A	N/A	N/A	40-LXT1	40-LXZ1	N/A	N/A
N/A	N/A	N/A	N/A	N/A	N/A	N/A
TYTO-01 (A)	71-8113	N/A	N/R	N/R	IN GLASS	N/A
N/A	N/A	N/A	N/R	N/R	IN GLASS	N/A
N/A	N/A	N/A	N/R	N/R	44-GM935	N/A
N/A	N/A	N/A	40-LXT1	40-LXZ1	N/A	N/A
N/A	N/A	N/A	N/R	N/R	IN GLASS	N/A
N/A	N/A	N/A	40-LXT1	40-LXZ1	N/A	N/A
N/A	N/A	N/A	40-LXT1	40-LXZ1	N/A	N/A
N/A	N/A	N/A	40-LXT1	40-LXZ1	IN GLASS	N/A
N/A	N/A	N/A	N/A	N/A	IN GLASS	N/A
TYTO-01 (A)	71-8113	N/A	N/R	N/R	44-UA40	N/A
N/A	N/A	N/A	N/R	N/R	44-UA40	N/A
N/A	N/A	N/A	N/A	N/A	N/A	N/A
N/A	N/A	N/A	40-LXT1	40-LXZ1	N/A	N/A
N/A	N/A	N/A	40-LXT1	40-LXZ1	N/A	N/A
N/A	N/A	N/A	40-LXT1	40-LXZ1	N/A	N/A
N/A	N/A	N/A	N/A	N/A	N/A	N/A
N/A	N/A	N/A	N/A	N/A	N/A	N/A
N/A	N/A	N/A	40-LXT1	40-LXZ1	N/A	N/A
N/A	N/A	N/A	40-LXT1	40-LXZ1	N/A	N/A
N/A	N/A	N/A	N/A	N/A	N/A	N/A
N/A	N/A	N/A	40-LXT1	40-LXZ1	N/A	N/A
N/A	N/A	N/A	40-LXT1	40-LXZ1	N/A	N/A
N/A	N/A	N/A	40-LX10-204	40-LX20	IN GLASS	N/A
TYTO-01 (A)	71-8113	N/A	40-LX10-204	40-LX20	IN GLASS	N/A
N/A	N/A	N/A	N/R	N/R	44-GM935	N/A
N/A	N/A	N/A	N/R	N/R	44-GM935	N/A
70-8112	71-8112	N/A	N/R	N/R	44-GM935	N/A
70-1761	71-1761	N/A	N/R	N/R	44-GM935	N/A
70-1761	71-1761	N/A	N/R	N/R	44-GM935	N/A
N/A	N/A	N/A	N/A	N/A	N/A	N/A
N/A	N/A	N/A	40-LXT1	40-LXZ1	N/A	N/A
N/A	N/A	N/A	N/A	N/A	N/A	N/A
N/A	N/A	N/A	N/A	N/A	N/A	N/A
N/A	N/A	N/A	N/A	N/A	N/A	N/A
70-8112	71-8112	N/A	N/R	N/R	44-GM935	N/A
N/A	N/A	N/A	40-LXT1	40-LXZ1	N/A	N/A
N/A	N/A	N/A	40-LXT1	40-LXZ1	N/A	N/A
N/A	N/A	N/A	N/A	N/A	N/A	N/A
N/A	N/A	N/A	40-LXT1	40-LXZ1	N/A	N/A
TYTO-01 (A)	71-8113	N/A	N/R	N/R	44-UA46?	N/A
TYTO-01 (A)	71-8113	N/A	N/R	N/R	44-UA46?	N/A
N/A	N/A	N/A	N/R	N/R	steep angle	N/A
TYTO-01 (A)	71-8113	N/A	N/R	N/R	IN GLASS	N/A
70-8112	71-8112	N/A	N/R	N/R	44-CR88	N/A
70-1761	71-1761	N/A	N/R	N/R	44-CR88	N/A

OTHER ANTENNA OPTIONS AVAILABLE:

UNIVERSAL AMPLIFIED ANTENNA: UA20, UA30, UA40, UA50, UA60, UA200

UNIVERSAL PILLAR MOUNT: UP21, UP58

UNIVERSAL SIDE MOUNT: US401, US502, US71

UNIVERSAL FOR LARGE HOLE 1" (25mm): FD80, FD81, FD81B, FD810, GM935, GM935B, UL08, UL10, UL105, UL105B, US03R, US07R, US13, US13B, US14, US20, US30, US30B, UT03R, UT06R, UT10, UT10B, UT183, UT30, UT30B, UT31, UT391, UT391B

UNIVERSAL FOR SMALL HOLES 3/4" (19mm): UL09, UL105, UL105B, UL15, UL15B, UT91, UT91B, UT391, UT391B, UT925B - UI MODELS NORMALLY REQUIRE 9" (23cm) UNDER FENDER CLEARANCE.

@: Applicable only when replacing an existing power antenna (Use of existing antenna base and mounting hardware required or select power antenna base kit for new installation.)

#: Major modification may be required depending on vehicle (Examples: Removal of previous antenna mounting brackets; drilling or cutting to gain access to antenna mounting area or removal of sub fender)

APPLICATIONS

MAKE/MODEL	YEAR	TURBO KITS			DOUBLE-DIN		TURBO WIRE NON-AMPLIFIED		
		OPTION 1	OPTION 2	OPTION 3	OPTION 1	OPTION 2	OPTION 1 INTO CAR	OPTION 2 INTO RADIO	
LINCOLN									
Aviator (with nav)	2003	2005	99-5029	99-5027	99-5026	95-5026	99-5029	N/A	N/A
Aviator (without nav)	2004	2005	99-5029	99-5027	99-5026	95-5026	99-5029	70-5520	71-1771
Aviator (late production) (without nav)	2003	2003	99-5029	99-5027	99-5026	95-5026	99-5029	70-1771	71-1771
Aviator (early production) (without nav)	2003	2003	99-5029	99-5027	99-5026	95-5026	99-5029	70-1771	71-1771
Blackwood	2002	2002	99-5802	99-5027	99-5804	95-5818	N/A	70-1771	71-1771
Continental	1998	2002	99-5809	99-5809	99-5809	95-5809	N/A	70-1771	71-1771
Continental	1995	1997	99-5802	99-5027	99-5600	95-5817	N/A	70-5600	71-5600
Continental	1990	1994	99-5700	99-5510	99-5512	N/A	N/A	70-1770	71-1770
Continental	1988	1989	99-5700	99-6500	99-5510	N/A	N/A	70-1770	71-1770
Continental	1986	1987	99-5700	99-6500	99-5510	N/A	N/A	70-1770	71-1770
Continental	1985	1985	99-5700	99-6500	99-5510	N/A	N/A	70-1772	71-1772
Continental	1982	1984	N/A	N/A	N/A	N/A	N/A	N/A	N/A
LS series (with nav)	2003	2006	99-5000	99-5000	99-5000	95-5000 B/S	N/A	N/A	N/A
LS series (without nav)	2003	2006	99-5000	99-5000	99-5000	95-5000 B/S	N/A	70-5520	71-5520-1
LS series	2000	2002	99-5000	99-5000	99-5000	95-5000 B/S	N/A	70-1771	71-1771
Mark LT	2005	2008	99-5812	99-5812	99-5812	95-5812	99-5815	N/A	N/A
MKC	2015	2019	N/A	N/A	N/A	N/A	N/A	N/A	N/A
MKS	2013	2016	N/A	N/A	N/A	N/A	N/A	N/A	N/A
MKS	2009	2012	N/A	N/A	N/A	N/A	N/A	N/A	N/A
MKT	2013	2019	N/A	N/A	N/A	N/A	N/A	N/A	N/A
MKT	2010	2012	N/A	N/A	N/A	N/A	N/A	N/A	N/A
MKX	2016	2017	N/A	N/A	N/A	N/A	N/A	N/A	N/A
MKX	2011	2015	N/A	N/A	N/A	N/A	N/A	N/A	N/A
MKX (with nav)	2007	2010	99-5812	99-5812	99-5812	95-5812	99-5815	N/A	N/A
MKX (without nav)	2007	2010	99-5813	99-5813	99-5813	N/A	N/A	XSVI-5520-NAV (A)	71-5520-1
MKZ	2017	2017	N/A	N/A	N/A	N/A	N/A	N/A	N/A
MKZ	2013	2016	N/A	N/A	N/A	N/A	N/A	N/A	N/A
MKZ (with nav)	2010	2012	N/A	N/A	N/A	N/A	N/A	N/A	N/A
MKZ (without nav)	2010	2012	N/A	N/A	N/A	N/A	N/A	N/A	N/A
MKZ (with nav)	2007	2009	N/A	N/A	N/A	N/A	N/A	N/A	N/A
MKZ (without nav)	2007	2009	99-5813	99-5813	99-5813	N/A	N/A	XSVI-5520-NAV (A)	71-5520-1
Mark LT	2005	2008	99-5812	99-5812	99-5812	95-5812	99-5815	N/A	N/A
Mark VIII (with JBL amp)	1995	1998	99-5600	99-5027	99-5802	95-5817	N/A	N/A	N/A
Mark VIII (without JBL amp)	1995	1998	99-5600	99-5027	99-5802	95-5817	N/A	N/A	N/A
Mark VIII	1993	1994	99-5700	99-5512	99-5510	N/A	N/A	N/A	N/A
Mark VII	1990	1992	99-5700	99-5510	99-5512	N/A	N/A	70-1770	71-1770
Mark VII	1986	1989	99-5700	99-6500	99-5510	N/A	N/A	70-1770	71-1770
Mark VII	1984	1985	99-5700	99-6500	99-5510	N/A	N/A	70-1772	71-1772
Navigator	2015	2017	N/A	N/A	N/A	N/A	N/A	N/A	N/A
Navigator (with nav)	2008	2014	99-5812	99-5812	99-5812	95-5812	99-5815	N/A	N/A
Navigator (without nav) (4 x 4 models)	2008	2014	99-5813	99-5813	99-5813	95-5845S	-	N/A	N/A
Navigator (without nav) (4 x 2 models)	2008	2014	99-5813	99-5813	99-5813	95-5844S	-	N/A	N/A
Navigator (with nav)	2007	2007	99-5812	99-5812	99-5812	95-5812	99-5815	N/A	N/A
Navigator (without nav) (4 x 4 models)	2007	2007	99-5813	99-5813	99-5813	95-5845S	-	XSVI-5521-NAV (A)	71-5520-1
Navigator (without nav) (4 x 2 models)	2007	2007	99-5813	99-5813	99-5813	95-5844S	-	XSVI-5521-NAV (A)	71-5520-1
Navigator (with nav) (with THX audio)	2003	2006	99-5029	99-5027	99-5026	95-5026	99-5029	N/A	N/A

FOOTNOTES:

- (A) Please refer to the AXCESS application chart/catalog for other interfaces available.
- (B) To be used along with the factory brackets.
- (C) Use 98-9306 along with the kit if equipped with heated seats. (U.S. models only)
- (D) Along with part number AX-GMLAN09EXT.
- (E) AX-HYKIA1-SWC available for BlueLink equipped vehicles.

(F) Bose amp only.

(G) Along with part number AX-GMLAN010EXT

(P) Available in multiple colors. Please check with your Salesperson for the available color options.

~~XXXX~~ A cross-through denotes part no longer available through Metra

APPLICATIONS

INTO CAR	TURBO WIRE CONT.		ANTENNA ADAPTERS		ANTENNA WORKS®	
	AMPLIFIED INTO RADIO	BYPASS	OE ANTENNA TO AFTRMKT. RADIO	OE RADIO TO AFTRMKT. ANTENNA	FIXED ANTENNA	POWER ANTENNA
N/A	N/A	N/A	N/R	N/R	N/A	N/A
70-5521 & AFDI-5V	71-5520-1	N/A	N/R	N/R	IN GLASS	N/A
70-5517	71-5700	N/A	N/R	N/R	IN GLASS	N/A
70-5517	71-5700	N/A	N/R	N/R	IN GLASS	N/A
70-5519	71-5700	N/A	N/R	N/R	IN GLASS	N/A
70-5519	71-5700	N/A	N/R	N/R	IN GLASS	44-PW20
70-5603	71-5600	70-5602	N/R	N/R	IN GLASS	44-PW20
70-5510	N/A	70-5514	N/R	N/R	IN GLASS	44-PW20
N/A	N/A	N/A	N/R	N/R	44-GM935	44-PW22
N/A	N/A	N/A	N/R	N/R	44-UL10	44-PW22@
N/A	N/A	N/A	N/R	N/R	44-FD81	44-PW22@
N/A	N/A	N/A	N/R	N/R	44-FD81	44-PW22@
N/A	N/A	N/A	N/R	N/R	44-FD81	N/A
70-5521 & AFDI-5V	71-5520-1	N/A	N/R	N/R	44-FD81	N/A
70-5519	71-5700	N/A	N/R	N/R	IN GLASS	N/A
70-5521 & AFDI-5V	71-5520-1	N/A	N/R	N/R	?	N/A
N/A	N/A	N/A	N/A	N/A	N/A	N/A
N/A	N/A	N/A	N/A	N/A	N/A	N/A
N/A	N/A	N/A	40-CR10	40-CR20	IN GLASS	N/A
N/A	N/A	N/A	N/A	N/A	N/A	N/A
N/A	N/A	N/A	40-CR10	40-CR20	IN GLASS	N/A
N/A	N/A	N/A	N/A	N/A	N/A	N/A
N/A	N/A	N/A	40-EU10	40-EU20	N/A	N/A
AX-ADBOX2 & AX-ADFD01	71-5520-1	N/A	40-CR10	40-CR20	?	N/A
AX-ADBOX2 & AX-ADFD01	71-5520-1	N/A	40-CR10	40-CR20	?	N/A
N/A	N/A	N/A	N/A	N/A	N/A	N/A
N/A	N/A	N/A	N/A	N/A	N/A	N/A
N/A	N/A	N/A	40-CR10	40-CR20	IN GLASS	N/A
N/A	N/A	N/A	40-CR10	40-CR20	IN GLASS	N/A
N/A	N/A	N/A	40-CR10	40-CR20	IN GLASS	N/A
N/A	N/A	N/A	40-CR10	40-CR20	IN GLASS	N/A
AX-ADBOX2 & AX-ADFD01	71-5520-1	N/A	40-CR10	40-CR20	IN GLASS	N/A
70-5521 & AFDI-5V	71-5520-1	N/A	N/R	N/R	?	N/A
N/A	71-5600	N/A	N/R	N/R	IN GLASS	44-PW20
70-5603	71-5600	70-5602	N/R	N/R	IN GLASS	44-PW20
70-5510	N/A	70-5514	N/R	N/R	IN GLASS	44-PW22
70-5510	N/A	70-5514	N/R	N/R	44-FD81	44-PW22
N/A	N/A	N/A	N/R	N/R	44-FD81	44-PW22
N/A	N/A	N/A	N/R	N/R	44-FD81	44-PW22
N/A	N/A	N/A	N/A	N/A	N/A	N/A
AX-ADBOX2 & AX-ADFD01	71-5520-1	N/A	40-CR10	40-CR20	IN GLASS	N/A
AX-ADBOX2 & AX-ADFD01	71-5520-1	N/A	40-CR10	40-CR20	IN GLASS	N/A
AX-ADBOX2 & AX-ADFD01	71-5520-1	N/A	40-CR10	40-CR20	IN GLASS	N/A
AX-ADBOX2 & AX-ADFD01	71-5520-1	N/A	40-CR10	40-CR20	IN GLASS	N/A
AX-ADBOX2 & AX-ADFD01	71-5520-1	N/A	40-CR10	40-CR20	IN GLASS	N/A
AX-ADBOX2 & AX-ADFD01	71-5520-1	N/A	40-CR10	40-CR20	IN GLASS	N/A
AX-ADBOX2 & AX-ADFD01	71-5520-1	N/A	40-CR10	40-CR20	IN GLASS	N/A
N/A	N/A	N/A	N/R	N/R	IN GLASS	N/A

OTHER ANTENNA OPTIONS AVAILABLE:

UNIVERSAL AMPLIFIED ANTENNA: UA20, UA30, UA40, UA50, UA60, UA200

UNIVERSAL PILLAR MOUNT: UP21, UP58

UNIVERSAL SIDE MOUNT: US401, US502, US71

UNIVERSAL FOR LARGE HOLE 1" (25mm): FD80, FD81, FD81B, FD810, GM935, GM935B, UL08, UL10, UL105, UL105B, US03R, US07R, US13, US13B, US14, US20, US30, US30B, UT03R, UT06R, UT10, UT10B, UT183, UT30, UT30B, UT31, UT391, UT391B

UNIVERSAL FOR SMALL HOLES 3/4" (19mm): UL09, UL105, UL105B, UL15, UL15B, UT91, UT91B, UT391, UT391B, UT925B - UI MODELS NORMALLY REQUIRE 9" (23cm) UNDER FENDER CLEARANCE.

@: Applicable only when replacing an existing power antenna (Use of existing antenna base and mounting hardware required or select power antenna base kit for new installation.)

#: Major modification may be required depending on vehicle (Examples: Removal of previous antenna mounting brackets; drilling or cutting to gain access to antenna mounting area or removal of sub fender)

APPLICATIONS

MAKE/MODEL	YEAR	TURBO KITS					TURBO WIRE NON-AMPLIFIED		
		OPTION 1	SINGLE-DIN OPTION 2	OPTION 3	DOUBLE-DIN OPTION 1	OPTION 2	OPTION 1 INTO CAR	OPTION 2 INTO RADIO	
LINCOLN									
Navigator (with nav) (without THX audio)	2003	2006	99-5028	99-5028	99-5028	95-5028	N/A	N/A	N/A
Navigator (without nav)	2004	2006	99-5029	99-5027	99-5026	95-5026	99-5029	70-5520	71-5520-1
Navigator (late production) (without nav)	2003	2003	99-5029	99-5027	99-5026	95-5026	99-5029	70-5520	71-5520-1
Navigator (early production) (without nav)	2003	2003	99-5029	99-5027	99-5026	95-5026	99-5029	70-1771	71-1771
Navigator	1999	2002	99-5802	99-5027	99-5804	95-5818	N/A	70-1771	71-1771
Navigator	1997	1998	N/A	N/A	99-5802	95-5818	N/A	70-5600	71-5600
Town Car (with nav)	2003	2011	99-5810	99-5810	99-5810	95-5810	N/A	N/A	N/A
Town Car (without nav)	2003	2011	99-5810	99-5810	99-5810	95-5810	N/A	70-5520	71-5520-1
Town Car	1998	2002	99-5802	99-5027	99-5600	95-5817	N/A	70-1771	71-1771
Town Car	1995	1997	99-5802	99-5027	99-5600	95-5817	N/A	70-5601	71-5600
Town Car	1990	1994	99-5700	99-5510	99-5512	N/A	N/A	70-1770	71-1770
Town Car	1986	1989	99-5700	99-6500	99-5510	N/A	N/A	70-1770	71-1770
Town Car	1985	1985	99-5700	99-6500	99-5510	N/A	N/A	70-1772	71-1772
Zephyr (with nav)	2006	2006	N/A	N/A	N/A	N/A	N/A	XSVI-5520-NAV (A)	71-5520-1
Zephyr (without nav)	2006	2006	99-5813	99-5813	99-5813	N/A	N/A	XSVI-5520-NAV (A)	71-5520-1
MAZDA									
323	1990	1994	99-7501	99-7500	87-30-7912	N/A	N/A	70-7901	71-7901
323	1986	1989	99-7501	99-7500	87-30-7912	N/A	N/A	70-1781	71-1781
626	2001	2002	99-7505	88-00-9000	88-00-9000	99-7505	-	70-7903	71-7903
626	1998	2000	99-5700	99-5510	99-5512	N/A	N/A	70-7901	71-7901
626	1993	1997	99-5700	99-5510	99-5512	N/A	N/A	70-7901	71-7901
626	1990	1992	99-7501	99-7500	N/A	N/A	N/A	70-7901	71-7901
626	1988	1989	99-7501	99-7500	N/A	N/A	N/A	70-1781	71-1781
626	1986	1987	99-7501	99-7500	N/A	N/A	N/A	70-1781	71-1781
626	1978	1985	N/A	N/A	N/A	N/A	N/A	N/A	N/A
929	1992	1995	88-00-9000	88-00-9000	88-00-9000	N/A	N/A	70-7901	71-7901
929	1990	1991	99-7501	99-7500	N/A	N/A	N/A	70-7901	71-7901
929	1988	1989	99-7501	99-7500	N/A	N/A	N/A	70-1781	71-1781
B-Series Pickup	1998	2009	99-5802	99-5027	99-5600	95-5817	-	70-1771	71-1771
B-Series Pickup	1995	1997	99-5802	99-5027	99-5600	95-5817	-	70-1770	71-5600
B-Series Pickup	1994	1994	99-5700	99-5510	99-5512	N/A	N/A	70-1770	71-1770
B-Series Pickup	1990	1993	99-7501	99-7500	87-30-7907	N/A	N/A	70-1781	71-1781
B-Series Pickup	1986	1989	99-7501	99-7500	87-30-7907	N/A	N/A	70-1781	71-1781
CX-3	2016	2019	N/A	N/A	N/A	N/A	N/A	70-7903	71-7903
CX-5	2017	2017	N/A	N/A	N/A	N/A	N/A	N/A	N/A
CX-5 (all less Sport)	2016	2016	N/A	N/A	N/A	N/A	N/A	70-7903	71-7903
CX-5 (Sport)	2016	2016	99-7522B	99-7522B	99-7522B	95-7522B	-	70-7552	71-7552
CX-5	2013	2015	99-7522B	99-7522B	99-7522B	95-7522B	-	70-7903	71-7903
CX-7	2010	2012	99-7520B	99-7520B	99-7520B	99-7520B	-	70-7903T	71-7903
CX-7	2007	2009	99-7508	99-7508	99-7508	99-7508	-	70-7903T	71-7903
CX-9	2016	2016	N/A	N/A	N/A	N/A	N/A	N/A	N/A
CX-9	2013	2015	99-7516B	99-7516B	99-7516B	99-7516B	-	70-7903T	71-7903
CX-9	2011	2012	99-7516B	99-7516B	99-7516B	99-7516B	-	MZCC-01 (A)	71-7903
CX-9	2010	2010	99-7516B	99-7516B	99-7516B	99-7516B	-	70-7903T	71-7903
CX-9	2007	2009	99-7516B	99-7516B	99-7516B	99-7516B	-	70-7903T	71-7903
GLC	1985	1985	N/A	N/A	N/A	N/A	N/A	N/A	N/A

FOOTNOTES:

- (A) Please refer to the AXCESS application chart/catalog for other interfaces available.
- (B) To be used along with the factory brackets.
- (C) Use 98-9306 along with the kit if equipped with heated seats. (U.S. models only)
- (D) Along with part number AX-GMLAN09EXT.
- (E) AX-HYKIA1-SWC available for BlueLink equipped vehicles.

(F) Bose amp only.

(G) Along with part number AX-GMLAN010EXT

(P) Available in multiple colors. Please check with your Salesperson for the available color options.

~~XXXX~~ A cross-through denotes part no longer available through Metra

APPLICATIONS

INTO CAR	TURBO WIRE CONT.		ANTENNA ADAPTERS		ANTENNA WORKS®	
	AMPLIFIED INTO RADIO	BYPASS	OE ANTENNA TO AFRMKT. RADIO	OE RADIO TO AFRMKT. ANTENNA	FIXED ANTENNA	POWER ANTENNA
70-1776	N/A	N/A	N/R	N/R	IN GLASS	N/A
70-5521 & AFDI-5V	71-5520-1	N/A	N/R	N/R	IN GLASS	N/A
70-5521 & AFDI-5V	71-5520-1	N/A	N/R	N/R	IN GLASS	N/A
70-5519	71-5700	N/A	N/R	N/R	IN GLASS	N/A
70-5517	71-5700	N/A	N/R	N/R	IN GLASS	N/A
70-5603	71-5600	70-5605	N/R	N/R	?	N/A
N/A	N/A	N/A	N/R	N/R	IN GLASS	N/A
70-5521 & AFDI-5V	71-5520-1	N/A	N/R	N/R	IN GLASS	N/A
70-5516	71-5700	N/A	N/R	N/R	IN GLASS	44-PWZ2
N/A	N/A	N/A	N/R	N/R	IN GLASS	44-PWZ2
70-5510	N/A	70-5514	N/R	N/R	44-UL15	44-PWZ2
N/A	N/A	N/A	N/R	N/R	44-UL15	44-PWZ2
N/A	N/A	N/A	N/R	N/R	44-UL15	44-PWZ2
AX-ADBOX2 & AX-ADFD01	71-5520-1	N/A	40-CR10	40-CR20	IN GLASS	N/A
AX-ADBOX2 & AX-ADFD01	71-5520-1	N/A	40-CR10	40-CR20	IN GLASS	N/A
N/A	N/A	N/A	N/R	N/R	44-MZ62	N/A
N/A	N/A	N/A	N/R	N/R	44-MZ61	N/A
N/A	N/A	N/A	N/R	N/R	IN GLASS	44-PWZ2
N/A	N/A	N/A	N/R	N/R	44-CR88	44-PWZ2
N/A	N/A	N/A	N/R	N/R	44-GM935	44-PW530
N/A	N/A	N/A	N/R	N/R	44-MZ62	N/A
N/A	N/A	N/A	N/R	N/R	44-MZ62	N/A
N/A	N/A	N/A	N/R	N/R	44-MZ60	N/A
N/A	N/A	N/A	N/R	N/R	44-MZ60	N/A
N/A	N/A	N/A	N/R	N/R	44-GM935	44-PW530
N/A	N/A	N/A	N/R	N/R	44-GM935	44-PW530
N/A	N/A	N/A	N/R	N/R	44-GM935	44-PW530
N/A	N/A	N/A	N/R	N/R	44-FD81	N/A
70-5603	71-5600	N/A	N/R	N/R	44-FD81	N/A
N/A	N/A	N/A	N/R	N/R	44-FD81	N/A
N/A	N/A	N/A	N/R	N/R	44-GM93	44-PW530
N/A	N/A	N/A	N/R	N/R	44-GM93	44-PW530
N/A	N/A	N/A	40-HD10	40-HD20	N/A	N/A
N/A	N/A	N/A	N/A	N/A	N/A	N/A
N/A	N/A	N/A	40-HD10	40-HD20	44-UA46	N/A
N/A	N/A	N/A	40-HD10	40-HD20	44-UA46	N/A
N/A	71-7903	N/A	40-HD10	40-HD20	44-UA46	N/A
MZTO-01 (A)	71-7903	N/A	40-HD10	40-HD20	44-UA46	N/A
MZTO-01 (A)	71-7903	N/A	N/R	N/R	44-UA46	N/A
N/A	N/A	N/A	40-HD10	40-HD20	N/A	N/A
MZTO-01 (A)	71-7903	N/A	40-HD10	40-HD20	IN GLASS	N/A
MZTO-01 (A)	71-7903	N/A	40-HD10	40-HD20	IN GLASS	N/A
MZTO-01 (A)	71-7903	N/A	40-HD10	40-HD20	IN GLASS	N/A
MZTO-01 (A)	71-7903	N/A	N/R	N/R	IN GLASS	N/A
N/A	N/A	N/A	N/R	N/R	44-MZ60	N/A

OTHER ANTENNA OPTIONS AVAILABLE:

UNIVERSAL AMPLIFIED ANTENNA: UA20, UA30, UA40, UA50, UA60, UA200

UNIVERSAL PILLAR MOUNT: UP21, UP58

UNIVERSAL SIDE MOUNT: US401, US502, US71

UNIVERSAL FOR LARGE HOLE 1" (25mm): FD80, FD81, FD81B, FD810, GM935, GM935B, UL08, UL10, UL105, UL105B, US03R, US07R, US13, US13B, US14, US20, US30, US30B, UT03R, UT06R, UT10, UT10B, UT183, UT30, UT30B, UT31, UT391, UT391B

UNIVERSAL FOR SMALL HOLES 3/4" (19mm): UL09, UL105, UL105B, UL15, UL15B, UT91, UT91B, UT391, UT391B, UT925B - UI MODELS NORMALLY REQUIRE 9" (23cm) UNDER FENDER CLEARANCE.

@: Applicable only when replacing an existing power antenna (Use of existing antenna base and mounting hardware required or select power antenna base kit for new installation.)

#: Major modification may be required depending on vehicle (Examples: Removal of previous antenna mounting brackets; drilling or cutting to gain access to antenna mounting area or removal of sub fender)

APPLICATIONS

MAKE/MODEL	YEAR	SINGLE-DIN			TURBO KITS		DOUBLE-DIN		TURBO WIRE NON-AMPLIFIED	
		OPTION 1	OPTION 2	OPTION 3	OPTION 1	OPTION 2	OPTION 1 INTO CAR	OPTION 2 INTO RADIO		
MAZDA										
Mazda2	2011	2014	99-7518B	99-7518B	99-7518B	99-7518B	-	70-7903	71-7903	
Mazda3	2014	2018	99-7526B	99-7526B	99-7526B	95-7526B	-	70-7903L	71-7903	
Mazda3	2010	2013	99-7514B	99-7514B	99-7514B	99-7514B	-	70-7903	71-7903	
Mazda3	2004	2009	99-7504	99-7504	99-7504	95-7504	-	70-7903	71-7903	
Mazda5	2012	2015	99-7521B	99-7521B	99-7521B	95-7521B	-	70-7903	71-7903	
Mazda5 (with nav)	2008	2010	99-7525S	99-7525S	99-7525S	99-7525S	-	70-7903	71-7903	
Mazda5 (with nav)	2006	2007	N/A	N/A	N/A	N/A	N/A	70-7903	71-7903	
Mazda5 (without nav)	2006	2010	99-7509	99-7509	99-7509	99-7509	-	70-7903	71-7903	
Mazda6	2016	2016	N/A	N/A	N/A	N/A	N/A	N/A	N/A	
Mazda6	2014	2015	99-7522B	99-7522B	99-7522B	95-7522	-	70-7903	71-7903	
Mazda6	2009	2013	99-7511S	99-7511S	99-7511S	99-7511S	-	70-7903	71-7903	
Mazda6	2006	2008	99-7524B	99-7524B	99-7507	99-7524B	-	with kit	71-7903	
Mazda6	2003	2005	99-7523S	99-7523S	99-7503	99-7523S	-	with kit	71-7903	
Millenia	2002	2002	99-7505	88-00-9000	88-00-9000	99-7505	-	70-7903	71-7903	
Millenia	1994	2001	99-7505	88-00-9000	88-00-9000	99-7505	-	70-7901	71-7901	
MPV	2003	2006	99-7502	99-7502	99-7502	95-7502	-	70-7903	71-7903	
MPV	2000	2001	99-7502	99-7502	99-7502	N/A	N/A	70-7901	71-7901	
MPV	1996	1999	99-7505	88-00-9000	99-7505	99-7505	-	70-7901	71-7901	
MPV	1990	1995	99-7501	99-7500	N/A	N/A	N/A	70-7901	71-7901	
MX-3	1996	1996	99-5700	99-5510	99-5512	N/A	N/A	70-7901	71-7901	
MX-3	1992	1995	99-5700	99-5510	99-5512	N/A	N/A	70-7901	71-7901	
MX-5 Miata	2016	2016	N/A	N/A	N/A	N/A	N/A	N/A	N/A	
MX-5 Miata	2009	2015	99-7519B	99-7519B	99-7519B	99-7519B	-	70-7903	71-7903	
MX-5 Miata	2006	2008	99-7506	99-7506	99-7506	99-7506	-	70-7903	71-7903	
MX-5 Miata	2002	2005	99-7505	88-00-9000	99-7505	99-7505	-	70-7903	71-7903	
MX-5 Miata	2001	2001	99-7505	N/A	99-5512	99-7505	-	70-7901	71-7901	
MX-5 Miata	1998	2000	99-7505	N/A	99-5512	99-7505	-	70-7901	71-7901	
MX-5 Miata	1990	1997	99-7501	99-7500	N/A	N/A	N/A	70-7901	71-7901	
MX-6	1993	1997	99-5700	99-5510	99-5512	N/A	N/A	70-7901	71-7901	
MX-6	1990	1992	99-7501	99-7500	N/A	N/A	N/A	70-7901	71-7901	
MX-6	1988	1989	99-7501	99-7500	N/A	N/A	N/A	70-1781	71-1781	
MX-6	1986	1987	99-7501	99-7500	N/A	N/A	N/A	70-1781	71-1781	
Navajo	1994	1994	DIN opening	DIN opening	DIN opening	N/A	N/A	70-1770	71-1770	
Navajo	1991	1993	99-5700	99-5510	99-5512	N/A	N/A	70-1770	71-1770	
Protégé / Protégé5 / MP3	2001	2004	99-7505	88-00-9000	88-00-9000	99-7505	-	70-7903	71-7903	
Protégé	1995	2000	99-5700	99-5510	99-5512	N/A	N/A	70-7901	71-7901	
Protégé	1990	1994	99-7501	99-7500	87-30-7912	N/A	N/A	70-7901	71-7901	
Tribute	2008	2011	99-5814	99-5814	99-5814	99-5814	-	XSVI-5520-NAV (A)	71-5520-1	
Tribute	2002	2006	99-7505	88-00-9000	88-00-9000	99-7505	-	70-7903	71-7903	
Tribute	2001	2001	99-7505	88-00-9000	88-00-9000	99-7505	-	70-7901	71-7901	
RX-7	1992	1997	N/A	N/A	N/A	N/A	N/A	70-7901	71-7901	
RX-7	1990	1991	99-7501	99-7500	N/A	N/A	N/A	70-7901	71-7901	
RX-7	1986	1989	99-7501	99-7500	N/A	N/A	N/A	70-1781	71-1781	
RX-7	1984	1985	99-7501	N/A	N/A	N/A	N/A	N/A	N/A	
RX-8	2009	2011	99-7515HG	99-7515B	99-7515HG	99-7515HG	-	70-7903T	71-7903	
RX-8	2004	2008	99-7510HG	99-7510B	99-7510HG	95-7510HG	-	with kit	71-7903	

FOOTNOTES:

- (A) Please refer to the AXCESS application chart/catalog for other interfaces available.
- (B) To be used along with the factory brackets.
- (C) Use 98-9306 along with the kit if equipped with heated seats. (U.S. models only)
- (D) Along with part number AX-GMLAN09EXT.
- (E) AX-HYKIA1-SWC available for BlueLink equipped vehicles.

(F) Bose amp only.

(G) Along with part number AX-GMLAN010EXT

(P) Available in multiple colors. Please check with your Salesperson for the available color options.

~~XXXX~~ A cross-through denotes part no longer available through Metra

APPLICATIONS

INTO CAR	TURBO WIRE CONT.		ANTENNA ADAPTERS		ANTENNA WORKS®	
	AMPLIFIED INTO RADIO	BYPASS	OE ANTENNA TO AFRMKT. RADIO	OE RADIO TO AFRMKT. ANTENNA	FIXED ANTENNA	POWER ANTENNA
N/A	N/A	N/A	40-HD10	40-HD20	44-UA40	N/A
N/A	71-7903	N/A	40-HD10L	40-HD20	N/A	N/A
70-7903	71-7903	N/A	40-HD10	40-HD20	44-UA30	N/A
N/A	N/A	N/A	N/R	N/R	44-UA30	N/A
N/A	N/A	N/A	40-HD10	40-HD20	N/A	N/A
N/A	N/A	N/A	N/R	N/R	44-UA46	N/A
N/A	N/A	N/A	N/R	N/R	44-UA46	N/A
N/A	N/A	N/A	N/R	N/R	44-UA46	N/A
N/A	N/A	N/A	N/A	N/A	N/A	N/A
N/A	71-7903	N/A	40-HD10	40-HD20	N/A	N/A
70-7903	71-7903	N/A	40-HD10	40-HD20	IN GLASS	N/A
with kit	71-7903	N/A	N/R	N/R	44-UA46	N/A
with kit	71-7903	N/A	N/R	N/R	44-UA46	N/A
N/A	N/A	N/A	N/R	N/R	IN GLASS	44-PW530
N/A	N/A	N/A	N/R	N/R	IN GLASS	44-PW530
N/A	N/A	N/A	N/R	N/R	?	N/A
N/A	N/A	N/A	N/R	N/R	?	N/A
N/A	N/A	N/A	N/R	N/R	44-CR88	44-PW22
N/A	N/A	N/A	N/R	N/R	44-CR88	44-PW22
N/A	N/A	N/A	N/R	N/R	44-TY27	N/A
N/A	N/A	N/A	N/R	N/R	N/A	44-PW32
N/A	N/A	N/A	N/A	N/A	N/A	N/A
N/A	N/A	N/A	N/R	N/R	44-UA30	N/A
N/A	N/A	N/A	N/R	N/R	44-UA30	N/A
N/A	N/A	N/A	N/R	N/R	44-GM935	44-PW32
70-7903	71-7901	N/A	N/R	N/R	44-GM935	44-PW32
N/A	N/A	N/A	N/R	N/R	44-GM935	44-PW32
N/A	N/A	N/A	N/R	N/R	44-GM935	44-PW32B
N/A	N/A	N/A	N/R	N/R	44-UL10	44-PW530
N/A	N/A	N/A	N/R	N/R	44-MZ62	N/A
N/A	N/A	N/A	N/R	N/R	44-MZ62	N/A
N/A	N/A	N/A	N/R	N/R	44-MZ62	N/A
70-5510	N/A	70-5514	N/R	N/R	44-FD81	N/A
70-5510	N/A	70-5514	N/R	N/R	44-FD81	N/A
N/A	N/A	N/A	N/R	N/R	?	N/A
N/A	N/A	N/A	N/R	N/R	44-MZ62	N/A
N/A	N/A	N/A	N/R	N/R	44-MZ62	N/A
AX-ADBOX2 & AX-ADFD01	71-5520-1	N/A	40-CR10	40-CR20	?	N/A
N/A	N/A	N/A	N/R	N/R	?	N/A
N/A	N/A	N/A	N/R	N/R	?	N/A
N/A	N/A	N/A	N/R	N/R	44-UL10	44-PW22
N/A	N/A	N/A	N/R	N/R	44-UL10	44-PW530
N/A	N/A	N/A	N/R	N/R	44-UL10	44-PW530
N/A	N/A	N/A	N/R	N/R	44-UL10	44-PW530
N/A	N/A	N/A	N/R	N/R	IN GLASS	N/A
with kit	71-7903	N/A	N/R	N/R	IN GLASS	N/A

OTHER ANTENNA OPTIONS AVAILABLE:

UNIVERSAL AMPLIFIED ANTENNA: UA20, UA30, UA40, UA50, UA60, UA200

UNIVERSAL PILLAR MOUNT: UP21, UP58

UNIVERSAL SIDE MOUNT: US401, US502, US71

UNIVERSAL FOR LARGE HOLE 1" (25mm): FD80, FD81, FD81B, FD810, GM935, GM935B, UL08, UL10, UL105, UL105B, US03R, US07R, US13, US13B, US14, US20, US30, US30B, UT03R, UT06R, UT10, UT10B, UT183, UT30, UT30B, UT31, UT391, UT391B

UNIVERSAL FOR SMALL HOLES 3/4" (19mm): UL09, UL105, UL105B, UL15, UL15B, UT91, UT91B, UT391, UT391B, UT925B - UI MODELS NORMALLY REQUIRE 9" (23cm) UNDER FENDER CLEARANCE.

@: Applicable only when replacing an existing power antenna (Use of existing antenna base and mounting hardware required or select power antenna base kit for new installation.)

#: Major modification may be required depending on vehicle (Examples: Removal of previous antenna mounting brackets; drilling or cutting to gain access to antenna mounting area or removal of sub fender)

APPLICATIONS

MAKE/MODEL	YEAR	SINGLE-DIN			TURBO KITS		DOUBLE-DIN		TURBO WIRE NON-AMPLIFIED	
		OPTION 1	OPTION 2	OPTION 3	OPTION 1	OPTION 2	OPTION 1 INTO CAR	OPTION 2 INTO RADIO		
MERCEDES										
190 Series	1982	1993	DIN opening	DIN opening	DIN opening	N/A	N/A	N/A	N/A	N/A
240 Series	1974	1983	DIN opening	DIN opening	DIN opening	N/A	N/A	N/A	N/A	N/A
260 Series	1987	1989	DIN opening	DIN opening	DIN opening	N/A	N/A	N/A	N/A	N/A
280 Series	1973	1981	DIN opening	DIN opening	DIN opening	N/A	N/A	N/A	N/A	N/A
300 Series	1984	1993	DIN opening	DIN opening	DIN opening	N/A	N/A	N/A	N/A	N/A
350 Series	1990	1991	DIN opening	DIN opening	DIN opening	N/A	N/A	N/A	N/A	N/A
380 Series	1981	1985	DIN opening	DIN opening	DIN opening	N/A	N/A	N/A	N/A	N/A
400 Series	1991	1993	DIN opening	DIN opening	DIN opening	N/A	N/A	N/A	N/A	N/A
420 Series	1986	1991	DIN opening	DIN opening	DIN opening	N/A	N/A	N/A	N/A	N/A
450 Series	1973	1980	DIN opening	DIN opening	DIN opening	N/A	N/A	N/A	N/A	N/A
500 Series	1990	1993	DIN opening	DIN opening	DIN opening	N/A	N/A	N/A	N/A	N/A
500 Series	1984	1985	DIN opening	DIN opening	DIN opening	N/A	N/A	N/A	N/A	N/A
560 Series	1986	1991	DIN opening	DIN opening	DIN opening	N/A	N/A	N/A	N/A	N/A
AMG GT	2016	2017	N/A	N/A	N/A	N/A	N/A	N/A	N/A	N/A
B-Class	2017	2017	N/A	N/A	N/A	N/A	N/A	N/A	N/A	N/A
C-Class	2016	2018	N/A	N/A	N/A	N/A	N/A	N/A	N/A	N/A
C-Class	2012	2015	99-8725B	99-8725B	99-8725B	99-8725B	-	N/A	N/A	N/A
C-Class	2008	2011	N/A	N/A	N/A	95-8717	-	XSVI-9005-NAV (A)	N/A	N/A
C-Class	2005	2007	99-8721B	99-8721B	99-8721B	95-8721B	-	XSVI-9005-NAV (A)	N/A	N/A
C-Class	2001	2004	99-8722B	99-8722B	99-8722B	95-8722B	-	XSVI-1785-NAV	71-1784	N/A
C-Class	1994	2000	DIN opening	DIN opening	DIN opening	N/A	N/A	70-9401	71-9401-EU	N/A
CL-Class	2007	2013	N/A	N/A	N/A	N/A	N/A	N/A	N/A	N/A
CL-Class	2003	2006	N/A	N/A	N/A	95-8727W	95-8727B	N/A	N/A	N/A
CL-Class	2000	2002	N/A	N/A	N/A	N/A	N/A	70-9401	71-9401-EU	N/A
CL-Class	1998	1999	DIN opening	DIN opening	DIN opening	N/A	N/A	N/A	N/A	N/A
CLA-Class	2015	2018	N/A	N/A	N/A	N/A	N/A	N/A	N/A	N/A
CLK-Class	2005	2009	99-8724B	99-8724B	99-8724B	99-8724B	-	XSVI-9005-NAV (A)	N/A	N/A
CLK-Class	2004	2004	99-8722B	99-8722B	99-8722B	95-8722B	-	XSVI-1785-NAV	71-1784	N/A
CLK-Class (500 / 55 AMG)	2003	2003	99-8722B	99-8722B	99-8722B	95-8722B	-	XSVI-1785-NAV	71-1784	N/A
CLK-Class (320 / 430)	2003	2003	DIN opening	DIN opening	DIN opening	N/A	N/A	70-9401	71-9401-EU	N/A
CLK-Class	1998	2002	DIN opening	DIN opening	DIN opening	N/A	N/A	70-9401	71-9401-EU	N/A
CLS-Class	2015	2018	N/A	N/A	N/A	N/A	N/A	N/A	N/A	N/A
CLS-Class	2012	2014	N/A	N/A	N/A	N/A	N/A	N/A	N/A	N/A
CLS-Class	2006	2011	CT24MB03	CT24MB03	CT24MB03	95-8718	-	N/A	N/A	N/A
E-Class	2017	2018	N/A	N/A	N/A	N/A	N/A	N/A	N/A	N/A
E-Class	2014	2016	N/A	N/A	N/A	N/A	N/A	N/A	N/A	N/A
E-Class	2010	2013	N/A	N/A	N/A	N/A	N/A	XSVI-9005-NAV (A)	N/A	N/A
E-Class	2003	2009	CT24MB03	CT24MB03	CT24MB03	95-8718	-	N/A	N/A	N/A
E-Class	1994	2002	DIN opening	DIN opening	DIN opening	N/A	N/A	70-9401	71-9401-EU	N/A
G-Class	2013	2018	N/A	N/A	N/A	N/A	-	N/A	N/A	N/A
G-Class	2007	2012	N/A	N/A	N/A	95-8721B	-	XSVI-9005-NAV (A)	N/A	N/A
G-Class	2002	2006	99-8710	99-8710	99-8710	N/A	N/A	70-9401	71-9401-EU	N/A
GLK-Class	2010	2012	99-8716B	99-8716B	99-8716B	N/A	N/A	XSVI-9005-NAV (A)	N/A	N/A
GL-Class	2013	2015	N/A	N/A	N/A	N/A	N/A	N/A	N/A	N/A
GL-Class	2007	2012	N/A	N/A	N/A	N/A	N/A	N/A	N/A	N/A

FOOTNOTES:

- (A) Please refer to the AXCESS application chart/catalog for other interfaces available.
- (B) To be used along with the factory brackets.
- (C) Use 98-9306 along with the kit if equipped with heated seats. (U.S. models only)
- (D) Along with part number AX-GMLAN09EXT.
- (E) AX-HYKIA1-SWC available for BlueLink equipped vehicles.

(F) Bose amp only.

(G) Along with part number AX-GMLAN010EXT

(P) Available in multiple colors. Please check with your Salesperson for the available color options.

~~XXXX~~ A cross-through denotes part no longer available through Metra

APPLICATIONS

INTO CAR	TURBO WIRE CONT.		ANTENNA ADAPTERS		ANTENNA WORKS®	
	AMPLIFIED INTO RADIO	BYPASS	OE ANTENNA TO AFRMKT. RADIO	OE RADIO TO AFRMKT. ANTENNA	FIXED ANTENNA	POWER ANTENNA
N/A	N/A	N/A	40-VW12	40-VW20	44-UL15	44-PW530
N/A	N/A	N/A	N/R	N/R	44-UL15	44-PW530
N/A	N/A	N/A	N/R	N/R	44-UL15	44-PW530
N/A	N/A	N/A	N/R	N/R	44-UL15	44-PW530
N/A	N/A	N/A	40-VW12	40-VW20	44-UL15	44-PW530
N/A	N/A	N/A	40-VW12	40-VW20	44-UL15	44-PW530
N/A	N/A	N/A	40-VW12	40-VW20	44-UL15	44-PW530
N/A	N/A	N/A	40-VW12	40-VW20	44-UL15	44-PW530
N/A	N/A	N/A	40-VW12	40-VW20	44-UL15	44-PW530
N/A	N/A	N/A	N/R	N/R	44-UL15	44-PW530
N/A	N/A	N/A	40-VW12	40-VW20	44-UL15	44-PW530
N/A	N/A	N/A	N/R	N/R	44-UL15	44-PW530
N/A	N/A	N/A	40-VW12	40-VW20	44-UL15	44-PW530
N/A	N/A	N/A	N/A	N/A	N/A	N/A
N/A	N/A	N/A	40-EU10	40-EU20	N/A	N/A
N/A	N/A	N/A	40-EU56	TBA - 40-EU66	IN GLASS	N/A
N/A	N/A	N/A	40-EU56	TBA - 40-EU66	IN GLASS	N/A
N/A	N/A	N/A	40-EU10	40-EU20	IN GLASS	N/A
N/A	N/A	N/A	40-EU10	40-EU20	IN GLASS	N/A
N/A	N/A	N/A	40-VW12	40-VW20	IN GLASS	N/A
70-T786	71-9401-EU	N/A	40-VW12	40-VW20	IN GLASS	44-PW530
N/A	N/A	N/A	N/A	N/A	IN GLASS	N/A
N/A	N/A	N/A	40-VW12	40-VW20	IN GLASS	44-PW530
N/A	N/A	N/A	40-VW12	40-VW20	IN GLASS	44-PW530
70-T786	71-9401-EU	N/A	40-VW12	40-VW20	IN GLASS	44-PW530
N/A	N/A	N/A	N/A	N/A	N/A	N/A
N/A	N/A	N/A	40-EU10	40-EU20	IN GLASS	N/A
N/A	N/A	N/A	40-VW12	40-VW20	IN GLASS	N/A
N/A	N/A	N/A	40-VW12	40-VW20	IN GLASS	N/A
N/A	N/A	N/A	40-VW12	40-VW20	IN GLASS	44-PW530
70-T786	71-9401-EU	N/A	40-VW12	40-VW20	IN GLASS	44-PW530
N/A	N/A	N/A	N/A	N/A	N/A	N/A
N/A	N/A	N/A	N/A	N/A	N/A	N/A
N/A	N/A	N/A	40-EU10	40-EU20	N/A	N/A
N/A	N/A	N/A	N/A	N/A	N/A	N/A
N/A	N/A	N/A	N/A	N/A	N/A	N/A
N/A	N/A	N/A	40-EU10	40-EU20	N/A	N/A
N/A	N/A	N/A	40-EU10	40-EU20	IN GLASS	N/A
70-T786	71-9401-EU	N/A	40-VW12	40-VW20	IN GLASS	44-PW530
N/A	N/A	N/A	40-EU10	40-EU20	N/A	N/A
N/A	N/A	N/A	40-EU10	40-EU20	N/A	N/A
N/A	N/A	N/A	40-VW12	40-VW21	N/A	N/A
N/A	N/A	N/A	40-EU10	40-EU20	N/A	N/A
N/A	N/A	N/A	N/A	N/A	N/A	N/A
N/A	N/A	N/A	40-EU10	40-EU20	N/A	N/A

OTHER ANTENNA OPTIONS AVAILABLE:

UNIVERSAL AMPLIFIED ANTENNA: UA20, UA30, UA40, UA50, UA60, UA200

UNIVERSAL PILLAR MOUNT: UP21, UP58

UNIVERSAL SIDE MOUNT: US401, US502, US71

UNIVERSAL FOR LARGE HOLE 1" (25mm): FD80, FD81, FD81B, FD810, GM935, GM935B, UL08, UL10, UL105, UL105B, US03R, US07R, US13, US13B, US14, US20, US30, US30B, UT03R, UT06R, UT10, UT10B, UT183, UT30, UT30B, UT31, UT391, UT391B

UNIVERSAL FOR SMALL HOLES 3/4" (19mm): UL09, UL105, UL105B, UL15, UL15B, UT91, UT91B, UT391, UT391B, UT925B - UI MODELS NORMALLY REQUIRE 9" (23cm) UNDER FENDER CLEARANCE.

@: Applicable only when replacing an existing power antenna (Use of existing antenna base and mounting hardware required or select power antenna base kit for new installation.)

#: Major modification may be required depending on vehicle (Examples: Removal of previous antenna mounting brackets; drilling or cutting to gain access to antenna mounting area or removal of sub fender)

APPLICATIONS

MAKE/MODEL	YEAR	TURBO KITS			DOUBLE-DIN		TURBO WIRE NON-AMPLIFIED		
		OPTION 1	OPTION 2	OPTION 3	OPTION 1	OPTION 2	OPTION 1 INTO CAR	OPTION 2 INTO RADIO	
MERCEDES									
GLA-Class	2015	2018	N/A	N/A	N/A	N/A	N/A	N/A	N/A
GLC-Class	2016	2018	N/A	N/A	N/A	N/A	N/A	N/A	N/A
GLE-Class	2016	2018	N/A	N/A	N/A	N/A	N/A	N/A	N/A
GLK-Class	2013	2015	N/A	N/A	N/A	N/A	N/A	N/A	N/A
GLK-Class	2010	2012	99-8716B	99-8716B	99-8716B	N/A	N/A	XSVI-9005-NAV (A)	N/A
GLS-Class	2017	2018	N/A	N/A	N/A	N/A	N/A	N/A	N/A
ML-Class	2012	2015	N/A	N/A	N/A	N/A	N/A	N/A	N/A
ML-Class	2006	2011	99-8723B	99-8723B	99-8723B	99-8723B	-	N/A	N/A
ML-Class (with double DIN radio)	2000	2005	88-00-9000	88-00-9000	88-00-9000	N/A	N/A	N/A	N/A
ML-Class (with single DIN radio)	2000	2005	DIN opening	DIN opening	DIN opening	N/A	N/A	70-9401	71-9401-EU
ML-Class	1998	1999	DIN opening	DIN opening	DIN opening	N/A	N/A	70-9401	71-9401-EU
Metris	2016	2016	99-6512	99-6512	99-6512	99-6512	-	N/A	N/A
R-Class	2006	2011	CT24MB15	CT24MB15	CT24MB15	CT23MB07A	-	XSVI-9005-NAV (A)	N/A
S-Class	2014	2018	N/A	N/A	N/A	N/A	N/A	N/A	N/A
S-Class	2007	2013	N/A	N/A	N/A	N/A	N/A	N/A	N/A
S-Class	2003	2006	N/A	N/A	N/A	95-8726	-	N/A	N/A
S-Class	2000	2002	N/A	N/A	N/A	N/A	N/A	N/A	N/A
S-Class	1994	1999	DIN opening	DIN opening	DIN opening	N/A	N/A	N/A	N/A
SL-Class	2013	2018	N/A	N/A	N/A	N/A	N/A	N/A	N/A
SL-Class	2005	2012	N/A	N/A	N/A	CT23MB11	-	N/A	N/A
SL-Class	2003	2004	N/A	N/A	N/A	N/A	N/A	70-9401	71-9401-EU
SL-Class	1994	2002	DIN opening	DIN opening	DIN opening	N/A	N/A	70-9401	71-9401-EU
SLC-Class	2017	2018	N/A	N/A	N/A	N/A	N/A	N/A	N/A
SLK-Class	2012	2015	N/A	N/A	N/A	N/A	N/A	N/A	N/A
SLK-Class	2005	2011	99-8713	99-8713	99-8713	99-8713	-	XSVI-9005-NAV (A)	N/A
SLK-Class	1998	2004	DIN opening	DIN opening	DIN opening	N/A	N/A	70-9401	71-9401-EU
SLR-Class (McLaren)	2005	2008	DIN opening	DIN opening	DIN opening	N/A	N/A	70-9401	71-9401-EU
SLS-Class	2011	2015	N/A	N/A	N/A	N/A	N/A	N/A	N/A
Sprinter	2014	2017	99-6512	99-6512	99-6512	99-6512	-	XSVI-9005-NAV (A)	N/A
Sprinter (with Sound 20/50 radio)	2010	2013	99-6512	99-6512	99-6512	99-6512	-	XSVI-9005-NAV (A)	71-9003-1
Sprinter (with Sound 5 radio)	2010	2013	99-6512	99-6512	99-6512	99-6512	-	XSVI-1784-NAV	71-1784
Sprinter (radio delete)	2010	2016	99-6512	99-6512	99-6512	99-6512	-	70-9401	71-9401-EU
MERCURY									
Capri	1991	1994	99-5700	99-5510	99-5512	N/A	N/A	70-1770	71-1770
Capri	1986	1986	99-5700	99-5700	99-5700	N/A	N/A	70-1770	71-1770
Capri	1985	1985	99-5700	99-5700	99-5700	N/A	N/A	70-1772	71-1772
Cougar (with dual media or six disc in dash)	2000	2002	99-5806	99-5803	99-5802	95-5817	-	70-1771	71-1771
Cougar (without dual media or six disc in dash)	2000	2002	99-5200	99-5803	99-5806	95-5806	-	70-1777	71-1777
Cougar	1999	1999	99-5200	99-5803	99-5806	95-5806	-	70-1777	71-1777
Cougar	1997	1997	99-5700	99-5510	99-5512	N/A	N/A	70-1770	71-1770
Cougar	1989	1996	99-5700	99-5510	99-5512	N/A	N/A	70-1770	71-1770
Cougar	1986	1988	99-5700	99-6500	99-5510	N/A	N/A	70-1770	71-1770
Cougar	1983	1985	99-5700	99-6500	99-5510	N/A	N/A	70-1772	71-1772
Grand Marquis	2003	2010	99-5802	99-5027	99-5600	95-5817	-	70-5520	71-5520-1
Grand Marquis	1998	2002	99-5802	99-5027	99-5600	95-5817	-	70-1771	71-1771
Grand Marquis	1995	1997	99-5802	99-5027	99-5600	95-5817	-	70-5600	71-5600
Grand Marquis	1990	1994	99-5700	99-5510	99-5512	N/A	N/A	70-1770	71-1770

FOOTNOTES:

- (A) Please refer to the AXCESS application chart/catalog for other interfaces available.
- (B) To be used along with the factory brackets.
- (C) Use 98-9306 along with the kit if equipped with heated seats. (U.S. models only)
- (D) Along with part number AX-GMLAN09EXT.
- (E) AX-HYKIA1-SWC available for BlueLink equipped vehicles.

- (F) Bose amp only.
- (G) Along with part number AX-GMLAN010EXT
- (P) Available in multiple colors. Please check with your Salesperson for the available color options.
- (@) Requires modifications and re-use to factory power antenna base

~~XXXX~~ A cross-through denotes part no longer available through Metra



APPLICATIONS

INTO CAR	TURBO WIRE CONT.		ANTENNA ADAPTERS		ANTENNA WORKS®	
	AMPLIFIED INTO RADIO	BYPASS	OE ANTENNA TO AFRMKT. RADIO	OE RADIO TO AFRMKT. ANTENNA	FIXED ANTENNA	POWER ANTENNA
N/A	N/A	N/A	N/A	N/A	N/A	N/A
N/A	N/A	N/A	N/A	N/A	N/A	N/A
N/A	N/A	N/A	N/A	N/A	N/A	N/A
N/A	N/A	N/A	N/A	N/A	N/A	N/A
N/A	N/A	N/A	40-EU10	40-EU20	N/A	N/A
N/A	N/A	N/A	N/A	N/A	N/A	N/A
N/A	N/A	N/A	N/A	N/A	N/A	N/A
N/A	N/A	N/A	40-EU10	40-EU20	IN GLASS	N/A
N/A	N/A	N/A	40-VW12	40-VW20	IN GLASS	N/A
N/A	N/A	N/A	40-VW12	40-VW20	IN GLASS	N/A
70-1786	71-9401-EU	N/A	40-VW12	40-VW20	IN GLASS	44-PW530
N/A	N/A	N/A	40-EU10	40-EU20	N/A	N/A
N/A	N/A	N/A	40-EU10	40-EU20	N/A	N/A
N/A	N/A	N/A	N/A	N/A	N/A	N/A
N/A	N/A	N/A	N/A	N/A	N/A	N/A
N/A	N/A	N/A	40-VW12	40-VW21	N/A	N/A
N/A	N/A	N/A	40-VW12	40-VW21	N/A	N/A
70-1786	71-9401-EU	N/A	40-VW12	40-VW20	IN GLASS	44-PW530
N/A	N/A	N/A	N/A	N/A	N/A	N/A
N/A	N/A	N/A	40-EU10	40-EU20	N/A	N/A
N/A	N/A	N/A	40-VW12	40-VW20	N/A	N/A
70-1786	71-9401-EU	N/A	40-VW12	40-VW20	44-GM935	44-PW530
N/A	N/A	N/A	N/A	N/A	N/A	N/A
N/A	N/A	N/A	N/A	N/A	N/A	N/A
N/A	N/A	N/A	40-EU10	40-EU20	?	N/A
70-1786	71-9401-EU	N/A	40-VW12	40-VW20	44-RMUA40	N/A
N/A	N/A	N/A	40-VW54	40-VW20	44-RMUA40	N/A
N/A	N/A	N/A	N/A	N/A	N/A	N/A
N/A	N/A	N/A	40-EU10	40-EU20	N/A	N/A
N/A	N/A	N/A	40-EU10	40-EU20	N/A	N/A
N/A	N/A	N/A	40-VW10	40-VW20	N/A	N/A
N/A	N/A	N/A	40-VW10	40-VW20	N/A	N/A
N/A	N/A	N/A	N/R	N/R	?	44-PW22@
N/A	N/A	N/A	N/R	N/R	44-FD80	N/A
N/A	N/A	N/A	N/R	N/R	44-FD80	N/A
N/A	N/A	N/A	40-VW10	40-VW20	44-UA30	N/A
N/A	N/A	N/A	40-VW10	40-VW20	44-UA30	N/A
N/A	N/A	N/A	40-VW10	40-VW20	44-UA30	N/A
70-5510	N/A	70-5602	N/R	N/R	44-FD77	44-PW22@
70-5510	N/A	70-5514	N/R	N/R	44-FD77	44-PW22@
N/A	N/A	N/A	N/R	N/R	44-FD81	44-PW22
N/A	N/A	N/A	N/R	N/R	44-FD81	N/A
70-5521 & AFDI-5V	71-5520-1	N/A	N/R	N/R	IN GLASS	44-PW20
70-5516	71-5700	N/A	N/R	N/R	IN GLASS	44-PW20
70-5603	71-5600	70-5602	N/R	N/R	IN GLASS	44-PW20
70-5510	N/A	70-5514	N/R	N/R	44-FD81?	44-PW20

OTHER ANTENNA OPTIONS AVAILABLE:

UNIVERSAL AMPLIFIED ANTENNA: UA20, UA30, UA40, UA50, UA60, UA200

UNIVERSAL PILLAR MOUNT: UP21, UP58

UNIVERSAL SIDE MOUNT: US401, US502, US71

UNIVERSAL FOR LARGE HOLE 1" (25mm): FD80, FD81, FD81B, FD810, GM935, GM935B, UL08, UL10, UL105, UL105B, US03R, US07R, US13, US13B, US14, US20, US30, US30B, UT03R, UT06R, UT10, UT10B, UT183, UT30, UT30B, UT31, UT391, UT391B

UNIVERSAL FOR SMALL HOLES 3/4" (19mm): UL09, UL105, UL105B, UL15, UL15B, UT91, UT91B, UT391, UT391B, UT925B - UI MODELS NORMALLY REQUIRE 9" (23cm) UNDER FENDER CLEARANCE.

@: Applicable only when replacing an existing power antenna (Use of existing antenna base and mounting hardware required or select power antenna base kit for new installation.)

#: Major modification may be required depending on vehicle (Examples: Removal of previous antenna mounting brackets; drilling or cutting to gain access to antenna mounting area or removal of sub fender)



APPLICATIONS

MAKE/MODEL	YEAR		TURBO KITS			DOUBLE-DIN		TURBO WIRE NON-AMPLIFIED	
			OPTION 1	OPTION 2	OPTION 3	OPTION 1	OPTION 2	OPTION 1 INTO CAR	OPTION 2 INTO RADIO
MERCURY									
Grand Marquis	1986	1989	99-5700	99-6500	99-5510	N/A	N/A	70-1770	71-1770
Grand Marquis	1982	1985	99-5700	99-6500	99-5510	N/A	N/A	70-1772	71-1772
Grand Marquis	1979	1981	99-5700	99-6500	99-5510	N/A	N/A	N/A	N/A
Lynx	1987	1987	99-5700	99-5700	99-5510	N/A	N/A	70-1770	71-1770
Lynx	1986	1986	99-5700	99-5700	99-5510	N/A	N/A	70-1770	71-1770
Lynx	1985	1985	99-5700	99-5700	99-5510	N/A	N/A	70-1772	71-1772
Lynx	1981	1984	N/A	N/A	N/A	N/A	N/A	N/A	N/A
Marauder	2003	2004	99-5802	99-5027	99-5600	95-5817	-	70-5520	71-5520-1
Mariner	2008	2011	99-5814	99-5814	99-5814	99-5814	-	XSVI-5520-NAV (A)	71-5520-1
Mariner	2005	2007	99-5802	99-5027	99-5802	95-5817	-	70-5520	71-5520-1
Marquis	1979	1981	99-5700	99-5700	99-5510	N/A	N/A	N/A	N/A
Milan	2010	2011	99-5821B	99-5821B	99-5821B	99-5821B	-	XSVI-5520-NAV (A)	71-5520-1
Milan	2006	2008	99-5812	99-5812	99-5812	95-5812	-	70-5520	71-5520-1
Montego	2005	2007	99-5812	99-5807	99-5807	95-5812	-	70-5520	71-5520-1
Monterey	2004	2007	99-5812	99-5808	99-5808	95-5812	-	70-5520	71-5520-1
Mountaineer	2006	2010	99-5812	99-5812	99-5812	95-5812	-	70-5520	71-5520-1
Mountaineer (with Audiophile sound)	2004	2005	99-5029	99-5027	99-5026	95-5026	99-5029	70-5521	71-5520-1
Mountaineer (without Audiophile sound)	2004	2005	99-5029	99-5027	99-5026	95-5026	99-5029	70-1771	71-1771
Mountaineer	2002	2003	99-5029	99-5027	99-5026	95-5026	99-5029	70-1771	71-1771
Mountaineer	1998	2001	99-5802	99-5027	99-5600	95-5817	-	70-1771	71-1771
Mountaineer	1997	1997	99-5802	99-5027	99-5600	95-5817	-	70-5600	71-5600
Mystique	1995	2000	DIN opening	DIN opening	DIN opening	N/A	N/A	70-1770	71-1770
Sable	2008	2009	99-5812	99-5807	99-5807	95-5812	-	70-5520	71-5520-1
Sable (no electronic controls)	2004	2006	99-5717	99-5717	99-5717	N/A	N/A	with kit	N/A
Sable (no electronic controls)	2000	2003	99-5716	99-5716	99-5716	N/A	N/A	with kit	N/A
Sable (electronic controls)	2004	2007	99-5719	99-5719	99-5719	99-5719	-	with kit	N/A
Sable (electronic controls)	2000	2003	99-5718	99-5718	99-5718	99-5718	-	with kit	N/A
Sable (no electronic controls)	1998	1999	99-5715LDS			N/A	N/A	with kit	N/A
Sable (no electronic controls)	1996	1997	99-5715LD			N/A	N/A	with kit	N/A
Sable	1990	1995	99-5700	99-5510	99-5512	N/A	N/A	70-1770	71-1770
Sable	1986	1989	99-5700	99-5700	99-5510	N/A	N/A	70-1770	71-1770
Topaz	1989	1994	99-5700	99-5510	99-5512	N/A	N/A	70-1770	71-1770
Topaz	1986	1988	99-5700	99-5700	99-5700	N/A	N/A	70-1770	71-1770
Topaz	1985	1985	99-5700	99-5700	99-5700	N/A	N/A	70-1772	71-1772
Tracer	1997	1999	N/A	N/A	99-5720	N/A	N/A	with kit	N/A
Tracer	1991	1996	99-5700	99-5510	99-5512	N/A	N/A	70-1770	71-1770
Tracer	1988	1990	99-5700	99-5510	N/A	N/A	N/A	70-1781	N/A
Villager	1999	2002	99-7417	N/A	99-7415	95-7417	-	70-1771	71-1771
Villager	1996	1998	99-7417	N/A	99-7412	95-7417	-	70-1770	71-1770
Villager	1993	1995	99-7417	99-5510	99-5700	95-7417	-	70-1770	71-1770
MERKUR									
Merkur XR4 Ti	1985	1989	DIN opening	DIN opening	DIN opening	N/A	N/A	N/A	N/A
Merkur Scorpio	1988	1989	DIN opening	DIN opening	DIN opening	N/A	N/A	N/A	N/A
MINI									
Cooper (Countryman)	2017	2017	N/A	N/A	N/A	N/A	N/A	N/A	N/A
Cooper (w/o high def display) (Clubman / Hardtop)	2015	2017	N/A	N/A	N/A	N/A	N/A	N/A	N/A

FOOTNOTES:

- (A) Please refer to the AXCESS application chart/catalog for other interfaces available.
- (B) To be used along with the factory brackets.
- (C) Use 98-9306 along with the kit if equipped with heated seats. (U.S. models only)
- (D) Along with part number AX-GMLAN09EXT.
- (E) AX-HYKIA1-SWC available for BlueLink equipped vehicles.

(F) Bose amp only.

(G) Along with part number AX-GMLAN010EXT

(P) Available in multiple colors. Please check with your Salesperson for the available color options.

~~XXXX~~ A cross-through denotes part no longer available through Metra



APPLICATIONS

INTO CAR	TURBO WIRE CONT.		ANTENNA ADAPTERS		ANTENNA WORKS®	
	AMPLIFIED INTO RADIO	BYPASS	OE ANTENNA TO AFTRMKT. RADIO	OE RADIO TO AFTRMKT. ANTENNA	FIXED ANTENNA	POWER ANTENNA
N/A	N/A	N/A	N/R	N/R	44-FD81	44-PW22
N/A	N/A	N/A	N/R	N/R	44-FD81	44-PW22
N/A	N/A	N/A	N/R	N/R	44-FD81	44-PW22
N/A	N/A	N/A	N/R	N/R	44-FD79	44-PW22@
N/A	N/A	N/A	N/R	N/R	44-FD79	44-PW22@
N/A	N/A	N/A	N/R	N/R	44-FD79	44-PW22@
N/A	N/A	N/A	N/R	N/R	44-FD81	N/A
70-5521 & AFDI-5V	71-5520-1	N/A	N/R	N/R	IN GLASS	44-PW20
AX-ADBOX2 & AX-ADFD01	71-5520-1	N/A	40-CR10	40-CR20	44-CR190B	N/A
70-5521 & AFDI-5V	71-5520-1	N/A	N/R	N/R	44-CR190B	N/A
N/A	N/A	N/A	N/R	N/R	44-FD80	N/A
AX-ADBOX2 & AX-ADFD01	71-5520-1	N/A	40-CR10	40-CR20	IN GLASS	N/A
70-5521 & AFDI-5V	71-5520-1	N/A	40-CR10	40-CR20	IN GLASS	N/A
70-5521 & AFDI-5V	71-5520-1	N/A	N/R	N/R	?	N/A
70-5521 & AFDI-5V	71-5520-1	N/A	N/R	N/R	IN GLASS	N/A
70-5521 & AFDI-5V	71-5520-1	N/A	40-CR10	40-CR20	44-GM935	N/A
70-5521 & AFDI-5V	71-5520-1	N/A	N/R	N/R	44-GM935	N/A
70-5517	71-5700	N/A	N/R	N/R	44-GM935	N/A
70-5517	71-5700	N/A	N/R	N/R	44-GM935	N/A
70-5517	71-5700	N/A	N/R	N/R	?	N/A
70-5603	71-5600	70-5602	N/R	N/R	?	N/A
70-5510	N/A	70-5605	N/R	N/R	44-GM935	44-PW20
70-5521 & AFDI-5V	71-5520-1	N/A	40-CR10	40-CR20	IN GLASS	N/A
N/A	N/A	N/A	40-FD10	40-FD20	?	N/A
N/A	N/A	N/A	40-FD10	40-FD20	?	N/A
N/A	N/A	N/A	with kit	40-FD20	?	N/A
N/A	N/A	N/A	with kit	40-FD20	?	N/A
N/A	N/A	N/A	40-FD10	40-FD20	?	N/A
N/A	N/A	N/A	40-FD10	40-FD20	?	N/A
70-5510	N/A	70-5605	N/R	N/R	44-FD77	44-PW22@
N/A	N/A	N/A	N/R	N/R	44-FD77	44-PW22@
N/A	N/A	N/A	N/R	N/R	44-FD81	N/A
N/A	N/A	N/A	N/R	N/R	44-FD81	N/A
N/A	N/A	N/A	N/R	N/R	44-FD81	N/A
N/A	N/A	N/A	N/R	N/R	44-MZ62	N/A
N/A	N/A	N/A	N/R	N/R	44-MZ62	N/A
N/A	N/A	N/A	N/R	N/R	44-MZ62	N/A
N/A	N/A	N/A	N/R	N/R	44-CR190B	N/A
70-5510	N/A	70-5605	N/R	N/R	44-CR88	44-PW22@
70-5510	N/A	70-5514	N/R	N/R	44-CR88	44-PW22@
N/A	N/A	N/A	N/R	N/R	44-UL15	44-PW530
N/A	N/A	N/A	N/R	N/R	44-UL15	44-PW530
N/A	N/A	N/A	N/A	N/A	N/A	N/A
N/A	N/A	N/A	N/A	N/A	N/A	N/A

OTHER ANTENNA OPTIONS AVAILABLE:

UNIVERSAL AMPLIFIED ANTENNA: UA20, UA30, UA40, UA50, UA60, UA200

UNIVERSAL PILLAR MOUNT: UP21, UP58

UNIVERSAL SIDE MOUNT: US401, US502, US71

UNIVERSAL FOR LARGE HOLE 1" (25mm): FD80, FD81, FD81B, FD810, GM935, GM935B, UL08, UL10, UL105, UL105B, US03R, US07R, US13, US13B, US14, US20, US30, US30B, UT03R, UT06R, UT10, UT10B, UT183, UT30, UT30B, UT31, UT391, UT391B

UNIVERSAL FOR SMALL HOLES 3/4" (19mm): UL09, UL105, UL105B, UL15, UL15B, UT91, UT91B, UT391, UT391B, UT925B - UI MODELS NORMALLY REQUIRE 9" (23cm) UNDER FENDER CLEARANCE.

@: Applicable only when replacing an existing power antenna (Use of existing antenna base and mounting hardware required or select power antenna base kit for new installation.)

#: Major modification may be required depending on vehicle (Examples: Removal of previous antenna mounting brackets; drilling or cutting to gain access to antenna mounting area or removal of sub fender)



APPLICATIONS

MAKE/MODEL	YEAR	TURBO KITS			DOUBLE-DIN		TURBO WIRE NON-AMPLIFIED		
		OPTION 1	OPTION 2	OPTION 3	OPTION 1	OPTION 2	OPTION 1 INTO CAR	OPTION 2 INTO RADIO	
MINI									
Cooper (w/o high def display) (Countryman / Paceman)	2011	2016	N/A	N/A	N/A	N/A	N/A	N/A	N/A
Cooper (w/o high def display) (Convertible / Coupe / Roadster)	2013	2015	99-9309	99-9309	99-9309	99-9309	-	LC-BMRC-01	71-9003-1
Cooper (w/o high def display) (Convertible / Coupe / Clubman)	2009	2012	99-9309	99-9309	99-9309	99-9309	-	LC-BMRC-01	71-9003-1
Cooper (all but convertible)	2007	2008	99-9309	99-9309	99-9309	99-9309	-	LC-BMRC-01	71-9003-1
Cooper (convertible only)	2007	2008	99-9302	99-9302	99-9302	N/A	N/A	70-9003	71-9003-1
COOPER	2002	2006	99-9302	99-9302	99-9302	N/A	N/A	70-9003	71-9003-1
MITSUBISHI									
3000GT	1995	1999	99-7001	N/A	N/A	N/A	N/A	70-7001	71-7001
3000GT	1994	1994	99-7001	N/A	N/A	N/A	N/A	70-7001	71-7001
3000GT	1991	1993	99-7001	N/A	N/A	N/A	N/A	70-1743	71-1743
Diamante	1997	2004	98-8999	98-8999	98-8999	99-9999 (B)	-	70-7001	71-7001
Diamante	1992	1996	99-7001	99-7001	99-7001	99-9999 (B)	-	70-7001	71-7001
Diamante Wagon	1993	1995	N/A	N/A	N/A	99-9999 (B)	-	70-7001	71-7001
Eclipse	2006	2012	99-7010	99-7010	99-7010	99-7010	-	70-7001	71-7001
Eclipse	2000	2005	99-7001	N/A	99-7007	99-9999 (B)	-	70-7001	71-7001
Eclipse	1995	1999	99-7001	N/A	99-7006	99-9999 (B)	-	70-7001	71-7001
Eclipse	1989	1994	99-7001	99-7000	N/A	N/A	N/A	70-1743	71-1743
Eclipse Cross (LE, SE, SEL)	2018	2018	N/A	N/A	N/A	N/A	N/A	N/A	N/A
Eclipse Cross (ES)	2018	2018	N/A	N/A	N/A	N/A	N/A	N/A	N/A
Endeavor	2007	2011	99-7009	99-7009	99-7009	N/A	N/A	70-7001	N/A
Endeavor	2004	2006	99-7009	99-7009	99-7009	N/A	N/A	70-7001	N/A
Expo	1992	1994	99-7001	99-7000	N/A	N/A	N/A	70-1743	71-1743
Galant (with manual climate controls)	2007	2012	98-8999	98-8999	98-8999	99-9999 (B)	-	70-7001	71-7001
Galant (with automatic climate controls)	2007	2012	99-7012	99-7012	99-7012	99-7012	-	70-7001	71-7001
Galant (with manual climate controls)	2004	2006	98-8999	98-8999	98-8999	99-9999 (B)	-	70-7001	71-7001
Galant (with automatic climate controls)	2004	2006	99-7012	99-7012	99-7012	99-7012	-	70-7001	71-7001
Galant	1999	2003	DIN opening	DIN opening	DIN opening	N/A	N/A	70-7001	71-7001
Galant	1994	1998	99-7001	N/A	N/A	N/A	N/A	70-7001	71-7001
Galant	1989	1993	99-7000	N/A	N/A	N/A	N/A	70-1743	71-1743
Galant Sigma	1987	1991	99-7000	N/A	N/A	N/A	N/A	70-1743	71-1743
Lancer, Lancer Sportback	2014	2017	99-7011	99-7011	99-7011	99-7011	-	70-7005	71-7005
Lancer	2008	2013	99-7011	99-7011	99-7011	99-7011	-	70-7005	71-7005
Lancer	2002	2007	DIN opening	DIN opening	DIN opening	95-7017B	-	70-7001	71-7001
i-MiEV	2012	2017	N/A	N/A	N/A	N/A	N/A	N/A	N/A
Mighty Max	1993	1996	99-7000	N/A	N/A	N/A	N/A	70-1743	71-1743
Mighty Max	1987	1992	99-7000	N/A	N/A	N/A	N/A	70-1743	71-1743
Mirage / Mirage G4	2018	2018	N/A	N/A	N/A	N/A	N/A	N/A	N/A
Mirage / Mirage G4 (with 7-inch touchscreen)	2017	2017	N/A	N/A	N/A	N/A	N/A	N/A	N/A
Mirage / Mirage G4 (without 7-inch touchscreen)	2017	2017	99-7016GHG	99-7016GHG	99-7016GHG	95-7016GHG	-	70-7005	71-7005
Mirage / Mirage G4 (with NAV)	2014	2015	N/A	N/A	N/A	N/A	N/A	70-7005	71-7005
Mirage / Mirage G4 (without NAV)	2014	2015	99-7016GHG	99-7016GHG	99-7016GHG	95-7016GHG	-	70-7005	71-7005
Mirage	1997	2002	99-7001	N/A	N/A	N/A	N/A	70-7001	71-7001
Mirage	1993	1996	99-7001	N/A	N/A	N/A	N/A	70-1743	71-1743
Mirage	1987	1992	99-7000	N/A	N/A	N/A	N/A	70-1743	71-1743
Mirage	1985	1986	99-7000	N/A	N/A	N/A	N/A	N/A	N/A
Montero	1997	2005	ISO	ISO	ISO	N/A	N/A	70-7001	71-7001

FOOTNOTES:

- (A) Please refer to the AXCESS application chart/catalog for other interfaces available.
- (B) To be used along with the factory brackets.
- (C) Use 98-9306 along with the kit if equipped with heated seats. (U.S. models only)
- (D) Along with part number AX-GMLAN09EXT.
- (E) AX-HYKIA1-SWC available for BlueLink equipped vehicles.

(F) Bose amp only.

(G) Along with part number AX-GMLAN010EXT

(P) Available in multiple colors. Please check with your Salesperson for the available color options.

~~XXXX~~ A cross-through denotes part no longer available through Metra

APPLICATIONS

INTO CAR	TURBO WIRE CONT.		ANTENNA ADAPTERS		ANTENNA WORKS®	
	AMPLIFIED INTO RADIO	BYPASS	OE ANTENNA TO AFRMKT. RADIO	OE RADIO TO AFRMKT. ANTENNA	FIXED ANTENNA	POWER ANTENNA
N/A	N/A	N/A	N/A	N/A	N/A	N/A
N/A	71-9003-1	N/A	40-EU10	40-EU20	44-UA46	N/A
N/A	71-9003-1	N/A	40-EU10	40-EU20	44-UA46	N/A
N/A	71-9003-1	N/A	40-EU10	40-EU20	44-UA46	N/A
N/A	71-9003	N/A	40-EU10	40-EU20	44-UA46	N/A
N/A	71-9003	N/A	40-EU10	40-EU20	44-UA46	N/A
70-7003	N/A	70-7002	N/R	N/R	44-GM935	44-PW22
70-7003	N/A	70-7002	N/R	N/R	44-UL15	44-PW530
N/A	N/A	N/A	N/R	N/R	44-UL15	44-PW530
70-7003	N/A	70-7002	N/R	N/R	44-GM935	44-PW530
70-7003	N/A	70-7002	N/R	N/R	44-CR88	44-PW530
N/A	N/A	N/A	N/R	N/R	44-CR88	44-PW22@
MITO-01	N/A	N/A	N/R	N/R	44-GM935	N/A
70-7003	N/A	70-7002	N/R	N/R	44-GM935	N/A
70-7003	N/A	70-7002	N/R	N/R	44-GM935	44-PW22
N/A	N/A	N/A	N/R	N/R	44-GM93	44-PW22
N/A	N/A	N/A	N/A	N/A	N/A	N/A
N/A	N/A	N/A	N/A	N/A	N/A	N/A
MITO-01	N/A	N/A	N/R	N/R	44-GM935	N/A
N/A	N/A	N/A	N/R	N/R	44-GM935	N/A
N/A	N/A	N/A	N/R	N/R	44-TY21	N/A
MITO-01	N/A	N/A	N/R	N/R	IN GLASS	N/A
MITO-01	N/A	N/A	N/R	N/R	IN GLASS	N/A
N/A	N/A	N/A	N/R	N/R	IN GLASS	N/A
N/A	N/A	N/A	N/R	N/R	IN GLASS	N/A
70-7003	N/A	70-7002	N/R	N/R	44-UL15	44-PW530
70-7003	N/A	70-7002	N/R	N/R	44-UL15	44-PW530
N/A	N/A	N/A	N/R	N/R	44-UL15	44-PW530
N/A	N/A	N/A	N/R	N/R	44-UL15	44-PW530
MITO-03	N/A	N/A	N/R	N/R	44-UA42	N/A
MITO-02	N/A	N/A	N/R	N/R	44-UA42	N/A
70-7003	N/A	N/A	N/R	N/R	44-UA30	N/A
N/A	N/A	N/A	N/A	N/A	N/A	N/A
N/A	N/A	N/A	N/R	N/R	44-CR16	44-PW530
N/A	N/A	N/A	N/R	N/R	44-UT30	44-PW530
no amp option	no amp option	no amp option	N/R	N/R	N/A	N/A
no amp option	no amp option	no amp option	N/R	N/R	N/A	N/A
no amp option	no amp option	no amp option	N/R	N/R	N/A	N/A
no amp option	no amp option	no amp option	N/R	N/R	N/A	N/A
no amp option	no amp option	no amp option	N/R	N/R	N/A	N/A
70-7003	N/A	N/A	N/R	N/R	?	N/A
N/A	N/A	N/A	N/R	N/R	44-CR17	N/A
N/A	N/A	N/A	N/R	N/R	44-CR88	44-PW22
N/A	N/A	N/A	N/R	N/R	44-HD96	N/A
70-7003	N/A	N/A	N/R	N/R	?	N/A

OTHER ANTENNA OPTIONS AVAILABLE:

UNIVERSAL AMPLIFIED ANTENNA: UA20, UA30, UA40, UA50, UA60, UA200

UNIVERSAL PILLAR MOUNT: UP21, UP58

UNIVERSAL SIDE MOUNT: US401, US502, US71

UNIVERSAL FOR LARGE HOLE 1" (25mm): FD80, FD81, FD81B, FD810, GM935, GM935B, UL08, UL10, UL105, UL105B, US03R, US07R, US13, US13B, US14, US20, US30, US30B, UT03R, UT06R, UT10, UT10B, UT183, UT30, UT30B, UT31, UT391, UT391B

UNIVERSAL FOR SMALL HOLES 3/4" (19mm): UL09, UL105, UL105B, UL15, UL15B, UT91, UT91B, UT391, UT391B, UT925B - UI MODELS NORMALLY REQUIRE 9" (23cm) UNDER FENDER CLEARANCE.

@: Applicable only when replacing an existing power antenna (Use of existing antenna base and mounting hardware required or select power antenna base kit for new installation.)

#: Major modification may be required depending on vehicle (Examples: Removal of previous antenna mounting brackets; drilling or cutting to gain access to antenna mounting area or removal of sub fender)

APPLICATIONS

MAKE/MODEL	YEAR		TURBO KITS			TURBO WIRE NON-AMPLIFIED			
			OPTION 1	OPTION 2	OPTION 3	OPTION 1	OPTION 2	OPTION 1 INTO CAR	OPTION 2 INTO RADIO
MITSUBISHI									
Montero	1992	1996	99-7001	N/A	N/A	N/A	N/A	70-7001	71-7001
Montero	1987	1991	99-7000	N/A	N/A	N/A	N/A	70-1743	71-1743
Montero Sport	2000	2004	99-7001	N/A	99-7007	99-9999 (B)	-	70-7001	71-7001
Montero Sport	1997	1999	N/A	N/A	N/A	N/A	N/A	70-7001	71-7001
Outlander Sport	2018	2018	N/A	N/A	N/A	N/A	N/A	N/A	N/A
Outlander Sport	2015	2016	99-7018 (P)	99-7018 (P)	99-7018 (P)	95-7018 (P)	-	70-7005	71-7005
Outlander Sport	2011	2014	99-7014B	99-7014B	99-7014B	99-7014B	-	70-7005	71-7005
Outlander	2014	2016	99-7015CHG	99-7015CHG	99-7015CHG	95-7015CHG	-	70-7005	71-7005
Outlander	2007	2013	99-7013TB	99-7013TB	99-7013TB	99-7013TB	-	70-7005	71-7005
Outlander	2003	2006	99-7008	N/A	N/A	99-9999 (B)	-	70-7001	71-7001
Precis	1990	1994	99-7301	99-7306	99-7306	N/A	N/A	70-1736	71-1736
Precis	1987	1989	99-7301	N/A	99-7303	N/A	N/A	70-1736	71-1736
Raider	2008	2009	99-6511	99-6511	99-6511	95-6511	95-6511-17	XSVI-6522-NAV (A)	71-6522
Raider	2006	2007	99-6507	99-6507	99-6507	N/A	N/A	XSVI-6502-NAV (A)	71-6502
Sigma	1989	1989	99-7000	N/A	N/A	N/A	N/A	70-1743	71-1743
NISSAN									
200SX	1995	1998	99-7417	N/A	99-7410	95-7417	-	70-7550	71-7550
200SX	1984	1988	99-7401	99-7400	N/A	N/A	N/A	70-1763	71-1763
200SX	1980	1983	99-7400	N/A	N/A	N/A	N/A	N/A	N/A
240SX	1995	1998	99-7417	N/A	99-7409	95-7417	-	70-7550	71-7550
240SX	1989	1994	99-7407	99-7400	N/A	N/A	N/A	70-1763	71-1763
280ZX	1979	1983	99-7471	N/A	N/A	N/A	N/A	N/A	N/A
300ZX	1990	1996	N/A	N/A	N/A	N/A	N/A	70-1763	71-1763
300ZX	1984	1989	99-7411	99-7411	99-7411	N/A	N/A	N/A	N/A
370Z (without nav)	2009	2016	99-7607B	99-7607B	99-7607B	99-7607B	-	70-7552	71-7552
350Z	2006	2009	99-7602	99-7602	99-7602	99-7602	-	70-7550	71-7550
350Z	2003	2005	99-7402	99-7402	99-7402	99-7402	-	70-7550	71-7550
Altima Sedan	2013	2016	99-7617GHG	99-7617GHG	99-7617GHG	95-7617GHG	-	70-7552	71-7552
Altima Coupe	2013	2013	99-7423	99-7423	99-7423	99-7423	-	70-7552	71-7552
Altima/ Altima Coupe	2010	2012	99-7423	99-7423	99-7423	99-7423	-	70-7552	71-7552
Altima/ Altima Coupe	2007	2009	99-7423	99-7423	99-7423	99-7423	-	70-7552	71-7552
Altima	2005	2006	99-7419	99-7419	99-7419	95-7419	-	70-7550	71-7550
Altima	2002	2004	99-7418	N/A	N/A	95-7418	-	70-7550	71-7550
Altima	1998	2001	99-7417	N/A	99-7413	95-7417	-	70-7550	71-7550
Altima	1995	1997	99-7401	N/A	99-7413	N/A	N/A	70-7550	71-7550
Altima	1993	1994	99-7401	N/A	99-7413	N/A	N/A	70-1763	71-1763
Armada (without nav)	2013	2015	99-7620B	99-7620B	99-7620B	99-7620B	-	with kit	71-7552
Armada	2008	2012	99-7620B	99-7620B	99-7620B	99-7620B	-	with kit	71-7552
Armada	2007	2007	99-7606	99-7606	99-7606	99-7606	-	70-7550	71-7550
Armada (with dual zone climate controls) (without nav)	2006	2006	99-7606	99-7606	99-7606	99-7606	-	70-7550	71-7550
Armada (without dual zone climate) (without nav)	2004	2005	99-7406	99-7406	99-7406	95-7406	-	70-7550	71-7550
Armada (Pathfinder Armada) (without nav)	2004	2005	99-7406	99-7406	99-7406	95-7406	-	70-7550	71-7550
Armada (a.k.a. Pathfinder Armada) (with nav)	2004	2007	99-7629S	99-7629S	99-7629S	99-7629S	-	70-7550	71-7550
Cube	2009	2014	99-7608	99-7608	99-7608	99-7608	-	70-7552	71-7552
Frontier	2016	2018	N/A	99-7624	99-7619	95-7619	95-7624	70-7552	71-7552
Frontier (all but S trim with King Cab)	2013	2015	N/A	99-7624	99-7619	95-7619	95-7624	70-7552	71-7552

FOOTNOTES:

- (A) Please refer to the AXCESS application chart/catalog for other interfaces available.
- (B) To be used along with the factory brackets.
- (C) Use 98-9306 along with the kit if equipped with heated seats. (U.S. models only)
- (D) Along with part number AX-GMLAN09EXT.
- (E) AX-HYK1A1-SWC available for BlueLink equipped vehicles.

(F) Bose amp only.

(G) Along with part number AX-GMLAN010EXT

(P) Available in multiple colors. Please check with your Salesperson for the available color options.

~~XXXX~~ A cross-through denotes part no longer available through Metra

APPLICATIONS

INTO CAR	TURBO WIRE CONT.		ANTENNA ADAPTERS		ANTENNA WORKS®	
	AMPLIFIED INTO RADIO	BYPASS	OE ANTENNA TO AFRMKT. RADIO	OE RADIO TO AFRMKT. ANTENNA	FIXED ANTENNA	POWER ANTENNA
N/A	N/A	N/A	N/R	N/R	44-CR88	44-PW22@
N/A	N/A	N/A	N/R	N/R	44-GM935	N/A
70-7003	N/A	N/A	N/R	N/R	44-CR88	44-PW530
70-7003	N/A	N/A	N/R	N/R	44-CR88	44-PW530
N/A	N/A	N/A	N/A	N/A	N/A	N/A
MITO-03	N/A	N/A	N/R	N/R	?	N/A
MITO-02	N/A	N/A	N/R	N/R	?	N/A
MITO-03	N/A	N/A	N/R	N/R	N/A	N/A
MITO-02	N/A	N/A	N/R	N/R	?	N/A
70-7003	N/A	N/A	N/R	N/R	44-CR190B	N/A
N/A	N/A	N/A	N/R	N/R	44-GM935	N/A
N/A	N/A	N/A	N/R	N/R	44-GM935	N/A
CHTO-03 (A)	71-6522	N/A	40-EU10	40-EU20	44-GM935	N/A
CHTO-01 (A)	71-6502-1	70-6514	40-CR10	40-CR20	44-GM935	N/A
N/A	N/A	N/A	N/R	N/R	44-UL15	44-PW530
N/A	N/A	N/A	40-N110	40-N120	44-CR88	44-PW22@
N/A	N/A	N/A	N/R	N/R	44-GM935	N/A
N/A	N/A	N/A	N/R	N/R	44-CR88	44-PW22@
N/A	N/A	N/A	40-N110	40-N120	44-GM935	44-PW22
70-1764	71-1763	N/A	40-N110	40-N120	44-GM935	44-PW22
N/A	N/A	N/A	N/R	N/R	44-GM935	44-PW22
70-1764	71-1763	N/A	40-N110	40-N120	44-GM935	44-PW22@
N/A	N/A	N/A	N/R	N/R	44-GM935	44-PW22@
70-7553	71-7552	N/A	40-N112	40-N122	IN GLASS	N/A
70-7551	71-7550	N/A	N/R	N/R	44-UA40	N/A
70-7551	71-7550	N/A	N/R	N/R	44-UA40	N/A
70-7553	71-7552	N/A	40-N112	40-N122	IN GLASS	N/A
70-7554	N/A	N/A	40-N112	40-N122	IN GLASS	N/A
70-7554	N/A	N/A	40-N112	40-N122	IN GLASS	N/A
70-7552	71-7552	N/A	40-N112	40-N122	IN GLASS	N/A
70-7551	71-7550	N/A	N/R	N/R	IN GLASS	N/A
70-7551	71-7550	N/A	N/R	N/R	IN GLASS	N/A
70-7551	71-7550	N/A	40-N110	40-N120	44-CR88	44-PW22
70-7551	71-7550	N/A	40-N110	40-N120	44-GM935	44-PW22
70-1764	71-1763	N/A	40-N110	40-N120	44-GM935	44-PW22
with kit	N/A	N/A	40-N112	40-N122	IN GLASS	N/A
with kit	N/A	N/A	40-N112	40-N122	IN GLASS	N/A
70-7551	71-7550	N/A	N/R	N/R	IN GLASS	N/A
70-7551	71-7550	N/A	N/R	N/R	IN GLASS	N/A
70-7551	71-7550	N/A	N/R	N/R	IN GLASS	N/A
70-7551	71-7550	N/A	N/R	N/R	IN GLASS	N/A
70-7551	71-7550	N/A	40-N111	40-N121	IN GLASS	N/A
N/A	N/A	N/A	40-N112	40-N122	44-UA46 OR 40	N/A
70-7552	71-7552	N/A	40-N112	40-N122	N/A	N/A
70-7552	71-7552	N/A	40-N112	40-N122	N/A	N/A

OTHER ANTENNA OPTIONS AVAILABLE:

UNIVERSAL AMPLIFIED ANTENNA: UA20, UA30, UA40, UA50, UA60, UA200

UNIVERSAL PILLAR MOUNT: UP21, UP58

UNIVERSAL SIDE MOUNT: US401, US502, US71

UNIVERSAL FOR LARGE HOLE 1" (25mm): FD80, FD81, FD81B, FD810, GM935, GM935B, UL08, UL10, UL105, UL105B, US03R, US07R, US13, US13B, US14, US20, US30, US30B, UT03R, UT06R, UT10, UT10B, UT183, UT30, UT30B, UT31, UT391, UT391B

UNIVERSAL FOR SMALL HOLES 3/4" (19mm): UL09, UL105, UL105B, UL15, UL15B, UT91, UT91B, UT391, UT391B, UT925B - UI MODELS NORMALLY REQUIRE 9" (23cm) UNDER FENDER CLEARANCE.

@: Applicable only when replacing an existing power antenna (Use of existing antenna base and mounting hardware required or select power antenna base kit for new installation.)

#: Major modification may be required depending on vehicle (Examples: Removal of previous antenna mounting brackets; drilling or cutting to gain access to antenna mounting area or removal of sub fender)

APPLICATIONS

MAKE/MODEL	YEAR	TURBO KITS					TURBO WIRE NON-AMPLIFIED		
		OPTION 1	SINGLE-DIN OPTION 2	OPTION 3	DOUBLE-DIN OPTION 1	DOUBLE-DIN OPTION 2	OPTION 1 INTO CAR	OPTION 2 INTO RADIO	
NISSAN									
Frontier (S with King Cab)	2013	2015	99-7581	99-7581	99-7635	99-7635	99-7581	70-7552	71-7552
Frontier (all but S) (black dash)	2012	2012	99-7428B	99-7428B	99-7428B	99-7428B	-	70-7550	71-7550
Frontier (all but S) (gray dash)	2012	2012	99-7428G	99-7428G	99-7428G	99-7428G	-	70-7550	71-7550
Frontier (S)	2012	2012	99-7581	99-7581	99-7635	99-7635	99-7581	70-7552	71-7552
Frontier (LE, Pro-4X, SE w/ 6 cyl.) (black dash)	2009	2011	99-7428B	99-7428B	99-7428B	99-7428B	-	70-7552	71-7552
Frontier (LE, Pro-4X, SE w/ 6 cyl.) (gray dash)	2009	2011	99-7428G	99-7428G	99-7428G	99-7428G	-	70-7552	71-7552
Frontier (S, SE w/ 4 cyl., XE)	2009	2011	99-7581	99-7581	99-7635	99-7635	99-7581	70-7552	71-7552
Frontier (all but Base model)	2008	2008	99-7581	99-7581	99-7635	99-7635	99-7581	70-7550	71-7550
Frontier (Base model)	2008	2008	99-7581	99-7581	99-7635	99-7635	99-7581	70-7552	71-7552
Frontier	2005	2007	99-7581	99-7581	99-7635	99-7635	99-7581	70-7550	71-7550
Frontier	2002	2004	99-7417	99-7417	99-7417	99-7417	-	70-7550	71-7550
Frontier	1998	2001	N/A	99-7417	99-7580	95-7417	-	70-7550	71-7550
GTR	2009	2015	N/A	N/A	N/A	N/A	N/A	N/A	N/A
Hardbody Pickup	1995	1997	99-7401	N/A	99-7578	N/A	N/A	70-7550	71-7550
Hardbody Pickup	1994	1994	99-7401	N/A	99-7578	N/A	N/A	70-1763	71-1763
Hardbody Pickup	1986	1993	99-7401	99-7400	99-7477	N/A	N/A	70-1763	71-1763
Juke	2015	2016	99-7624	99-7624	99-7624	95-7624	-	70-7552	71-7552
Juke	2011	2014	99-7610(P)	99-7610(P)	99-7610(P)	99-7610(P)	-	70-7552	71-7552
Leaf	2012	2015	N/A	N/A	N/A	N/A	N/A	70-7552	71-7552
Maxima	2016	2018	99-7630	99-7630	99-7630	99-7630	-	70-7552	71-7552
Maxima (with nav)	2010	2014	N/A	N/A	N/A	N/A	-	N/A	N/A
Maxima (with nav)	2009	2009	99-7633	99-7633	99-7633	99-7633	-	N/A	N/A
Maxima (with tech package)	2009	2014	99-7633	99-7633	99-7633	99-7633	-	N/A	N/A
Maxima (without nav or tech) (black dash)	2009	2014	99-7427B	99-7427B	99-7427B	95-7427B	-	70-7552	71-7552
Maxima (without nav or tech) (gray dash)	2009	2014	99-7427G	99-7427G	99-7427G	95-7427G	-	70-7552	71-7552
Maxima (with nav)	2007	2008	N/A	N/A	N/A	99-7421	-	70-7552	71-7552
Maxima (without nav)	2007	2008	99-7421	99-7421	99-7421	99-7421	-	70-7552	71-7552
Maxima	2004	2006	99-7404	99-7404	99-7404	95-7404S	-	70-7550	71-7550
Maxima (with wrap around radio)	2000	2003	99-7416	99-7416	99-7416	95-7416	-	70-7550	71-7550
Maxima (without wrap around radio)	2000	2003	99-7417	N/A	N/A	95-7417	-	70-7550	71-7550
Maxima	1995	1999	99-7417	N/A	99-7409	95-7417	-	70-7550	71-7550
Maxima	1989	1994	99-7401	N/A	99-7407	N/A	N/A	70-1763	71-1763
Maxima	1987	1988	99-7401	99-7400	99-7408	N/A	N/A	70-1763	71-1763
Maxima	1985	1986	N/A	N/A	N/A	N/A	N/A	N/A	N/A
Maxima	1982	1984	99-7400	N/A	N/A	N/A	N/A	N/A	N/A
Murano	2015	2016	99-7628BHG	99-7628BHG	99-7628BHG	95-7628BHG	-	70-7552	71-7552
Murano (with nav)	2009	2014	N/A	N/A	N/A	N/A	N/A	70-7552	71-7552
Murano (with tech pkg.)	2009	2014	N/A	N/A	N/A	N/A	N/A	70-7552	71-7552
Murano (without nav or tech pkg.)	2009	2014	99-7426	99-7426	99-7426	99-7426	-	70-7552	71-7552
Murano	2003	2007	99-7612B	99-7612B	99-7612B	99-7612B	-	70-7550	71-7550
Murano (with brushed aluminium dash)	2003	2007	99-7612A	99-7612A	99-7612A	99-7612A	-	70-7550	71-7550
NV	2015	2018	99-7624	99-7624	99-7624	95-7624	-	70-7552	71-7552
NV	2012	2014	-	99-7614	99-7624	95-7624	99-7614	70-7552	71-7552
NV200	2013	2018	-	99-7623	99-7624	95-7624	95-7623	70-7552	71-7552
NX	1991	1993	99-7401	N/A	99-7615	N/A	N/A	70-1763	71-1763
Pathfinder (without nav) (with climate below radio)	2013	2016	99-7627HG	99-7627HG	99-7627HG	99-7627HG	-	with kit	71-7552

FOOTNOTES:

- (A) Please refer to the AXCESS application chart/catalog for other interfaces available.
- (B) To be used along with the factory brackets.
- (C) Use 98-9306 along with the kit if equipped with heated seats. (U.S. models only)
- (D) Along with part number AX-GMLAN09EXT.
- (E) AX-HYK1A1-SWC available for BlueLink equipped vehicles.

(F) Bose amp only.

(G) Along with part number AX-GMLAN010EXT

(P) Available in multiple colors. Please check with your Salesperson for the available color options.

~~XXXX~~ A cross-through denotes part no longer available through Metra

APPLICATIONS

INTO CAR	TURBO WIRE CONT.		ANTENNA ADAPTERS		ANTENNA WORKS®	
	AMPLIFIED INTO RADIO	BYPASS	OE ANTENNA TO AFTRMKT. RADIO	OE RADIO TO AFTRMKT. ANTENNA	FIXED ANTENNA	POWER ANTENNA
N/A	N/A	N/A	40-N12	40-N122	N/A	N/A
70-7550	71-7550	N/A	N/R	N/R	44-GM94B	N/A
70-7550	71-7550	N/A	N/R	N/R	44-GM94B	N/A
N/A	N/A	N/A	40-N12	40-N122	44-GM94B	N/A
70-7550	71-7550	N/A	40-N12	40-N122	44-GM94B	N/A
70-7550	71-7550	N/A	40-N12	40-N122	44-GM94B	N/A
N/A	N/A	N/A	40-N12	40-N122	44-GM94B	N/A
70-7550	71-7550	N/A	N/R	N/R	44-GM94B	N/A
N/A	N/A	N/A	40-N12	40-N122	44-GM94B	N/A
70-7550	71-7550	N/A	N/R	N/R	44-GM94B	N/A
70-7550	71-7550	N/A	N/R	N/R	44-UT91	N/A
70-7550	71-7550	N/A	40-N11	40-N121	44-UT91	N/A
N/A	N/A	N/A	N/A	N/A	N/A	N/A
N/A	N/A	N/A	N/R	N/R	44-N124	N/A
70-1764	71-1763	N/A	N/R	N/R	44-N124	N/A
70-1764	71-1763	N/A	N/R	N/R	44-N124	N/A
N/A	N/A	N/A	40-N12	40-N122	N/A	N/A
N/A	N/A	N/A	40-N12	40-N122	N/A	N/A
70-7553	71-7552	N/A	40-N12	40-N122	N/A	N/A
N10-01	71-7552	N/A	40-N12	40-N122	Roof no mast	N/A
N/A	N/A	N/A	40-N12	40-N122	IN GLASS	N/A
N/A	N/A	N/A	40-N12	40-N122	IN GLASS	N/A
N/A	N/A	N/A	40-N12	40-N122	IN GLASS	N/A
N/A	N/A	N/A	40-N12	40-N122	IN GLASS	N/A
N/A	N/A	N/A	40-N12	40-N122	IN GLASS	N/A
70-7552	71-7552	N/A	40-N12	40-N122	IN GLASS	N/A
70-7552	71-7552	N/A	40-N12	40-N122	IN GLASS	N/A
70-7551	71-7550	N/A	40-N110	40-N120	IN GLASS	N/A
70-7551	71-7550	N/A	40-N110	40-N120	IN GLASS	N/A
N/A	N/A	N/A	40-N110	40-N120	IN GLASS	N/A
70-7551	71-7550	N/A	40-N110	40-N120	44-CR88	44-PW22
70-1764	71-1763	N/A	40-N110	40-N120	44-UL15	44-PW530
70-1764	71-1763	N/A	40-N110	40-N120	44-UL15	N/A
N/A	N/A	N/A	N/R	N/R	44-GM935	44-PW22
N/A	N/A	N/A	N/R	N/R	44-GM935	44-PW22
N/A	N/A	N/A	40-N12	40-N122	N/A	N/A
70-7552	71-7552	N/A	40-N12	40-N122	?	N/A
70-7554	N/A	N/A	40-N12	40-N122	?	N/A
70-7552	71-7552	N/A	40-N12	40-N122	?	N/A
70-7551	71-7550	N/A	40-N110	40-N120	?	N/A
70-7551	71-7550	N/A	40-N110	40-N120	?	N/A
70-7552	71-7552	N/A	40-N12	40-N122	N/A	N/A
70-7552	71-7552	N/A	40-N12	40-N122	N/A	N/A
N/A	N/A	N/A	40-N12	40-N122	N/A	N/A
N/A	N/A	N/A	N/R	N/R	44-TY19B	44-PW22
with kit	N/A	N/A	40-N12	40-N122	FIN	N/A

OTHER ANTENNA OPTIONS AVAILABLE:

UNIVERSAL AMPLIFIED ANTENNA: UA20, UA30, UA40, UA50, UA60, UA200

UNIVERSAL PILLAR MOUNT: UP21, UP58

UNIVERSAL SIDE MOUNT: US401, US502, US71

UNIVERSAL FOR LARGE HOLE 1" (25mm): FD80, FD81, FD81B, FD810, GM935, GM935B, UL08, UL10, UL105, UL105B, US03R, US07R, US13, US13B, US14, US20, US30, US30B, UT03R, UT06R, UT10, UT10B, UT183, UT30, UT30B, UT31, UT391, UT391B

UNIVERSAL FOR SMALL HOLES 3/4" (19mm): UL09, UL105, UL105B, UL15, UL15B, UT91, UT91B, UT391, UT391B, UT925B - UI MODELS NORMALLY REQUIRE 9" (23cm) UNDER FENDER CLEARANCE.

@: Applicable only when replacing an existing power antenna (Use of existing antenna base and mounting hardware required or select power antenna base kit for new installation.)

#: Major modification may be required depending on vehicle (Examples: Removal of previous antenna mounting brackets; drilling or cutting to gain access to antenna mounting area or removal of sub fender)

APPLICATIONS

MAKE/MODEL	YEAR	TURBO KITS			DOUBLE-DIN		TURBO WIRE NON-AMPLIFIED		
		OPTION 1	OPTION 2	OPTION 3	OPTION 1	OPTION 2	OPTION 1 INTO CAR	OPTION 2 INTO RADIO	
NISSAN									
Pathfinder (without nav) (with climate above radio)	2013	2016	99-7626HG	99-7626HG	99-7626HG	99-7626HG	-	70-7552	71-7552
Pathfinder SV, LE and SE	2008	2012	99-7620B	99-7620B	99-7620B	99-7620B	-	with kit	71-7552
Pathfinder S	2008	2012	99-7581	99-7581	99-7635	99-7635	99-7581	70-7550	71-7550
Pathfinder (without NAV)	2005	2007	99-7581	99-7581	99-7635	99-7635	99-7581	70-7550	71-7550
Pathfinder LE	2003	2004	99-7403	N/A	N/A	N/A	N/A	70-7550	71-7550
Pathfinder SE	2003	2004	99-7417	N/A	N/A	95-7417	-	70-7550	71-7550
Pathfinder	2001	2002	99-7417	N/A	N/A	95-7417	-	70-7550	71-7550
Pathfinder	1996	2000	99-7417	N/A	99-7579	95-7417	-	70-7550	71-7550
Pathfinder	1995	1995	99-7401	N/A	99-7578	N/A	N/A	70-7550	71-7550
Pathfinder	1994	1994	99-7401	N/A	99-7578	N/A	N/A	70-1763	71-1763
Pathfinder	1990	1993	99-7401	99-7400	99-7477	N/A	N/A	70-1763	71-1763
Pathfinder	1987	1989	99-7401	99-7400	99-7477	N/A	N/A	70-1763	71-1763
Pathfinder Armada	2004	2005	99-7406	99-7406	99-7406	95-7406	-	70-7550	71-7550
Pulsar	1990	1990	99-7401	99-7400	99-7408	N/A	N/A	70-1763	71-1763
Pulsar	1987	1989	99-7401	99-7400	99-7408	N/A	N/A	70-1763	71-1763
Pulsar	1983	1986	99-7400	N/A	N/A	N/A	N/A	N/A	N/A
Quest (without nav, without RSE)	2011	2016	99-7614	99-7614	99-7614	99-7614	-	70-7552	71-7552
Quest	2007	2009	N/A	N/A	N/A	N/A	N/A	70-7550	71-7550
Quest	2004	2006	N/A	N/A	N/A	N/A	N/A	70-7550	71-7550
Quest	1999	2003	99-7417	N/A	99-7415	95-7417	-	70-1771	71-1771
Quest	1996	1998	99-7417	N/A	99-7412	95-7417	-	70-1770	71-1770
Quest	1993	1995	99-7417	N/A	99-5512	95-7417	-	70-1770	71-1770
Rogue (excluding Rogue Select)	2014	2018	99-7622HG	99-7622HG	99-7622HG	95-7622HG	-	70-7552	71-7552
Rogue S with Special Edition Pkg	2012	2013	99-7616	99-7616	99-7616	99-7616	95-7624	70-7552	71-7552
Rogue SV	2012	2013	99-7616	99-7616	99-7616	99-7616	95-7624	70-7552	71-7552
Rogue S and SV with SL Pkg	2012	2013	99-7611	99-7611	99-7611	99-7611	-	70-7552	71-7552
Rogue	2011	2011	99-7611	99-7611	99-7611	99-7611	-	70-7552	71-7552
Rogue	2008	2010	99-7425	99-7425	99-7425	95-7425	-	70-7552	71-7552
Rogue Select (with 4.3" display)	2014	2015	N/A	99-7624	99-7616	99-7616	95-7624	70-7552	71-7552
Rogue Select (without 4.3" display)	2014	2015	99-7611	99-7611	99-7611	99-7611	-	70-7552	71-7552
Rogue Sport	2017	2018	99-7622HG	99-7622HG	99-7622HG	95-7622HG	-	70-7552	71-7552
Sentra	2013	2018	99-7618G	99-7618G	99-7618G	95-7618G	-	70-7552	71-7552
Sentra (with pocket door above radio)	2007	2012	N/A	N/A	N/A	N/A	N/A	70-7552	71-7552
Sentra (without pocket door above radio)	2010	2012	99-7422	99-7422	99-7422	99-7422	-	70-7552	71-7552
Sentra (without pocket door above radio, with Rockford Fosgate)	2010	2011	99-7422	99-7422	99-7422	99-7422	-	70-7552	71-7552
Sentra (without pocket door above radio)	2007	2009	99-7422	99-7422	99-7422	99-7422	-	70-7552	71-7552
Sentra	2000	2006	99-7414	99-7414	99-7414	N/A	N/A	70-7550	71-7550
Sentra	1995	1999	99-7417	N/A	99-7410	95-7417	-	70-7550	71-7550
Sentra	1991	1994	99-7401	N/A	99-7615	N/A	N/A	70-1763	71-1763
Sentra	1987	1990	99-7401	99-7400	99-7615	N/A	N/A	70-1763	71-1763
Sentra	1982	1986	99-7400	N/A	N/A	N/A	N/A	N/A	N/A
Stanza	1990	1992	99-7401	N/A	99-7408	N/A	N/A	70-1763	71-1763
Stanza	1987	1989	99-7401	99-7400	99-7407	N/A	N/A	70-1763	71-1763
Stanza	1982	1986	99-7400	N/A	N/A	N/A	N/A	N/A	N/A
Titan	2017	2018	99-7631B	99-7631B	99-7631B	95-7631B	-	70-7552	71-7552
Titan (with 4.3" screen)	2013	2015	99-7619	99-7619	99-7619	95-7619	95-7624	70-7552	71-7552

FOOTNOTES:

- (A) Please refer to the AXCESS application chart/catalog for other interfaces available.
- (B) To be used along with the factory brackets.
- (C) Use 98-9306 along with the kit if equipped with heated seats. (U.S. models only)
- (D) Along with part number AX-GMLAN09EXT.
- (E) AX-HYK1A1-SWC available for BlueLink equipped vehicles.

(F) Bose amp only.

(G) Along with part number AX-GMLAN010EXT

(P) Available in multiple colors. Please check with your Salesperson for the available color options.

~~XXXX~~ A cross-through denotes part no longer available through Metra

APPLICATIONS

INTO CAR	TURBO WIRE CONT.		ANTENNA ADAPTERS		ANTENNA WORKS®	
	AMPLIFIED INTO RADIO	BYPASS	OE ANTENNA TO AFRMKT. RADIO	OE RADIO TO AFRMKT. ANTENNA	FIXED ANTENNA	POWER ANTENNA
N/A	N/A	N/A	40-N12	40-N122	FIN	N/A
with kit	N/A	N/A	40-N12	40-N122	IN GLASS	N/A
70-7551	71-7550	N/A	40-N110	40-N120	IN GLASS	N/A
70-7551	71-7550	N/A	40-N110	40-N120	IN GLASS	N/A
70-7551	71-7550	N/A	40-N110	40-N120	44-CR88	N/A
70-7551	71-7550	N/A	40-N110	40-N120	44-CR88	N/A
70-7551	71-7550	N/A	40-N110	40-N120	44-CR88	N/A
70-7551	71-7550	N/A	40-N110	40-N120	44-CR88	N/A
70-7551	71-7550	N/A	40-N110	40-N120	44-N124	N/A
70-1764	71-1763	N/A	40-N110	40-N120	44-N124	N/A
70-1764	71-1763	N/A	40-N110	40-N120	44-N124	N/A
70-1764	71-1763	N/A	40-N110	40-N120	44-TY19B	44-PW22
70-7551	71-7550	N/A	N/R	N/R	IN GLASS	N/A
70-1764	71-1763	N/A	N/R	N/R	44-TY19B	44-PW22
70-1764	71-1763	N/A	N/R	N/R	44-TY18	N/A
N/A	N/A	N/A	N/R	N/R	?	N/A
no amp option	no amp option	N/A	40-N12	40-N122	N/A	N/A
N/A	N/A	N/A	40-N111	40-N121	N/A	N/A
N/A	N/A	N/A	40-N110	40-N120	IN GLASS	N/A
N/A	N/A	N/A	40-N110	40-N120	44-CR190B	N/A
N/A	N/A	N/A	N/R	N/R	44-CR88	44-PW22@
70-5510	N/A	70-5514	40-N110	40-N120	44-TY19B	44-PW22@
N/A	N/A	N/A	40-N12	40-N122	N/A	N/A
N/A	N/A	N/A	40-N12	40-N122	44-UA46	N/A
N/A	N/A	N/A	40-N12	40-N122	44-UA46	N/A
N/A	N/A	N/A	40-N12	40-N122	44-UA46	N/A
N/A	N/A	N/A	40-N12	40-N122	44-UA46	N/A
N/A	N/A	N/A	40-N12	40-N122	44-UA46	N/A
70-7552	71-7552	N/A	40-N12	40-N122	44-UA46	N/A
N/A	N/A	N/A	40-N12	40-N122	44-UA46	N/A
N/A	N/A	N/A	40-N12	40-N122	N/A	N/A
70-7552	71-7552	N/A	40-N12	40-N122	44-UA46	N/A
70-7552	71-7552	N/A	40-N12	40-N122	44-UA46	N/A
70-7552	71-7552	N/A	40-N12	40-N122	44-UA46	N/A
70-7554	N/A	N/A	40-N12	40-N122	44-UA46	N/A
70-7552	71-7552	N/A	40-N12	40-N122	44-UA46	N/A
70-7551	71-7550	N/A	N/R	N/R	N/A	N/A
70-7551	71-7550	N/A	N/R	N/R	44-CR88	44-PW22
70-1764	71-1763	N/A	N/R	N/R	44-GM935	44-PW22@
70-1764	71-1763	N/A	N/R	N/R	44-GM93	44-PW22@
N/A	N/A	N/A	N/R	N/R	?	N/A
70-1764	71-1763	N/A	N/R	N/R	44-UL15	44-PW22@
70-1764	71-1763	N/A	N/R	N/R	44-UL15	44-PW22@
N/A	N/A	N/A	N/R	N/R	N/A	N/A
N/A	N/A	N/A	40-N12	40-N122	N/A	N/A
70-7552	71-7552	N/A	40-N12	40-N122	N/A	N/A

OTHER ANTENNA OPTIONS AVAILABLE:

UNIVERSAL AMPLIFIED ANTENNA: UA20, UA30, UA40, UA50, UA60, UA200

UNIVERSAL PILLAR MOUNT: UP21, UP58

UNIVERSAL SIDE MOUNT: US401, US502, US71

UNIVERSAL FOR LARGE HOLE 1" (25mm): FD80, FD81, FD81B, FD810, GM935, GM935B, UL08, UL10, UL105, UL105B, US03R, US07R, US13, US13B, US14, US20, US30, US30B, UT03R, UT06R, UT10, UT10B, UT183, UT30, UT30B, UT31, UT391, UT391B

UNIVERSAL FOR SMALL HOLES 3/4" (19mm): UL09, UL105, UL105B, UL15, UL15B, UT91, UT91B, UT391, UT391B, UT925B - UI MODELS NORMALLY REQUIRE 9" (23cm) UNDER FENDER CLEARANCE.

@: Applicable only when replacing an existing power antenna (Use of existing antenna base and mounting hardware required or select power antenna base kit for new installation.)

#: Major modification may be required depending on vehicle (Examples: Removal of previous antenna mounting brackets; drilling or cutting to gain access to antenna mounting area or removal of sub fender)

APPLICATIONS

MAKE/MODEL	YEAR		TURBO KITS			DOUBLE-DIN		TURBO WIRE NON-AMPLIFIED	
			OPTION 1	OPTION 2	OPTION 3	OPTION 1	OPTION 2	OPTION 1 INTO CAR	OPTION 2 INTO RADIO
NISSAN									
Titan	2008	2012	99-7424	99-7424	99-7424	95-7424	-	70-7550	71-7550
Titan (S trim, a.k.a. base model)	2008	2015	99-7405	99-7405	99-7405	95-7405	-	70-7550	71-7550
Titan (with dual zone climate controls) no nav	2006	2007	99-7606	99-7606	99-7606	99-7606	-	70-7550	71-7550
Titan (without dual zone climate) no nav	2006	2007	99-7406	99-7406	99-7406	95-7406	-	70-7550	71-7550
Titan (base model only) no nav	2004	2005	99-7405	99-7405	99-7405	95-7406	-	70-7550	71-7550
Titan (with nav)	2004	2007	99-7629S	99-7629S	99-7629S	99-7629S	-	70-7550	71-7550
Titan	2004	2005	99-7406	99-7406	99-7406	95-7406	-	70-7550	71-7550
Titan XD	2016	2018	99-7631B	99-7631B	99-7631B	95-7631B	-	70-7552	71-7552
Versa	2015	2018	-	99-7621	99-7624	95-7624	95-7621	70-7552	71-7552
Versa (SL, SV with Convenience Package)	2014	2014	-	99-7621	99-7624	95-7624	95-7621	70-7552	71-7552
Versa (S, S+, SV with no options)	2014	2014	-	99-7613	99-7624	95-7624	99-7613	70-7552	71-7552
Versa	2012	2013	-	99-7613	99-7624	95-7624	99-7613	70-7552	71-7552
Versa	2007	2011	99-7613	99-7610HG	99-7624	95-7624	99-7610HG	70-7552	71-7552
Versa Note	2014	2018	-	99-7621	99-7624	95-7624	95-7621	70-7552	71-7552
Axxess Van	1989	1990	99-7400	N/A	N/A	N/A	N/A	70-1763	71-1763
Xterra	2014	2015	99-7619	99-7619	99-7619	95-7619	95-7624	70-7552	71-7552
Xterra (with 4.3-inch screen)	2013	2013	99-7619	99-7619	99-7619	95-7619	95-7624	70-7552	71-7552
Xterra (without 4.3-inch screen)	2013	2013	99-7581	99-7581	99-7635	99-7635	99-7581	70-7550	71-7550
Xterra (All but X models) (with black dash)	2009	2012	99-7428B	99-7428B	99-7428B	99-7428B	-	70-7552	71-7552
Xterra (All but X trim 4WD) (with gray dash)	2009	2012	99-7428G	99-7428G	99-7428G	99-7428G	-	70-7552	71-7552
Xterra (X trim 4WD)	2009	2012	99-7581	99-7581	99-7635	99-7635	99-7581	70-7550	71-7550
Xterra (late production) (with amp)	2008.5	2008.5	99-7581	99-7581	99-7635	99-7635	99-7581	N/A	N/A
Xterra (late production) (without amp)	2008.5	2008.5	99-7581	99-7581	99-7635	99-7635	99-7581	70-7552	71-7552
Xterra (early production)	2008	2008	99-7581	99-7581	99-7635	99-7635	99-7581	70-7550	71-7550
Xterra	2005	2007	99-7581	99-7581	99-7635	99-7635	99-7581	70-7550	71-7550
Xterra	2002	2004	99-7417	N/A	N/A	95-7417	-	70-7550	71-7550
Xterra	2000	2001	99-7417	N/A	99-7580	95-7417	-	70-7550	71-7550
OLDSMOBILE									
Achieva	1996	1998	99-2009	99-2001	99-3301	99-2011	-	70-2001	71-2001
Achieva	1993	1995	99-4544	99-4500	99-4700	N/A	N/A	70-1858	71-1858
Achieva	1992	1992	99-4544	99-4500	99-4700	N/A	N/A	70-1858	71-1858
Alero	2001	2004	99-2009	99-2001	99-2011	99-2011	-	GM05-01 (A)	71-2003-1
Alero	1999	2000	99-2009	N/A	99-2011	99-2011	-	70-2001	71-2001
Aurora	2001	2003	99-2009	99-2001	99-2011	99-2011	-	GM05-05 (A)	N/A
Aurora	1995	2000	99-2009	N/A	99-2011	99-2011	-	70-2001	71-2001
Bravada	2002	2004	99-2009	99-3301	99-2011	99-2011	-	GM05-01 (A)	71-2003-1
Bravada	1998	2001	99-2009	N/A	99-2011	99-2011	-	70-2001	71-2001
Bravada	1995	1997	99-3044	99-3045	99-3043	99-3045	-	70-1858	71-1858
Bravada	1991	1994	99-4544	99-4500	99-3042	N/A	N/A	70-1858	71-1858
Cutlass	1997	1999	99-2009	99-2001	99-3301	99-2011	-	70-2001	71-2001
Cutlass Calais	1990	1991	99-4544	99-4500	99-4700	N/A	N/A	70-1858	71-1858
Cutlass Calais	1988	1989	99-4544	99-4500	99-4700	N/A	N/A	70-1677-1	71-1677-1
Cutlass Calais	1985	1987	99-4544	99-4500	99-4700	N/A	N/A	70-1677-1	71-1677-1
Cutlass Ciera	1995	1996	99-4544	99-4500	99-4700	N/A	N/A	70-1858	71-1858
Cutlass Ciera	1990	1994	99-4544	99-4500	99-4700	N/A	N/A	70-1858	71-1858
Cutlass Ciera	1988	1989	99-4544	99-4500	99-4700	N/A	N/A	70-1858	71-1858

FOOTNOTES:

- (A) Please refer to the AXCESS application chart/catalog for other interfaces available.
- (B) To be used along with the factory brackets.
- (C) Use 98-9306 along with the kit if equipped with heated seats. (U.S. models only)
- (D) Along with part number AX-GMLAN09EXT.
- (E) AX-HYK1A1-SWC available for BlueLink equipped vehicles.

(F) Bose amp only.

(G) Along with part number AX-GMLAN010EXT

(P) Available in multiple colors. Please check with your Salesperson for the available color options.

~~XXXX~~ A cross-through denotes part no longer available through Metra

APPLICATIONS

INTO CAR	TURBO WIRE CONT.		ANTENNA ADAPTERS		ANTENNA WORKS®	
	AMPLIFIED INTO RADIO	BYPASS	OE ANTENNA TO AFRMKT. RADIO	OE RADIO TO AFRMKT. ANTENNA	FIXED ANTENNA	POWER ANTENNA
N/A	N/A	N/A	40-N12	40-N122	44-GM935	N/A
no amp option	no amp option	no amp option	40-N12	40-N122	44-GM935	N/A
70-7551	71-7550	N/A	N/R	N/R	44-GM935	N/A
70-7551	71-7550	N/A	N/R	N/R	44-GM935	N/A
70-7551	71-7550	N/A	N/R	N/R	44-GM935	N/A
70-7551	71-7550	N/A	N/R	N/R	44-GM935	N/A
70-7551	71-7550	N/A	N/R	N/R	44-GM935	N/A
N/A	N/A	N/A	40-N12	40-N122	N/A	N/A
no amp option	no amp option	no amp option	40-N12	40-N122	44-UA42	N/A
no amp option	no amp option	no amp option	40-N12	40-N122	44-UA42	N/A
no amp option	no amp option	no amp option	40-N12	40-N122	44-UA42	N/A
no amp option	no amp option	no amp option	40-N12	40-N122	44-UA42	N/A
no amp option	no amp option	no amp option	40-N12	40-N122	44-UA42	N/A
no amp option	no amp option	no amp option	40-N12	40-N122	44-UA42	N/A
N/A	N/A	N/A	N/R	N/R	44-TY21	N/A
N/A	N/A	N/A	40-N12	40-N122	N/A	N/A
N/A	N/A	N/A	40-N12	40-N122	N/A	N/A
N/A	N/A	N/A	N/R	N/R	44-GM94B	N/A
70-7550	71-7550	N/A	40-N12	40-N122	44-GM94B	N/A
70-7550	71-7550	N/A	40-N12	40-N122	44-GM94B	N/A
N/A	N/A	N/A	N/R	N/R	44-GM94B	N/A
70-7551	71-7550	N/A	N/R	N/R	44-GM94B	N/A
N/A	N/A	N/A	40-N12	40-N122	44-GM94B	N/A
70-7551	71-7550	N/A	N/R	N/R	44-GM94B	N/A
70-7551	71-7550	N/A	N/R	N/R	44-GM94B	N/A
70-7551	71-7550	N/A	N/R	N/R	44-GM94B	N/A
70-7551	71-7550	N/A	N/R	N/R	44-UT91	N/A
70-7551	71-7550	N/A	N/R	N/R	44-GM94B	N/A
N/A	N/A	N/A	40-GM10	40-GM21	44-GM935	44-PW22
N/A	N/A	N/A	40-GM10	40-GM21	44-GM935	44-PW22
N/A	N/A	N/A	40-GM10	40-GM20	44-GM935	44-PW22
GMOS-04 (A)	71-2003-1	N/A	40-GM10	40-GM20	IN GLASS	44-PW22
N/A	N/A	N/A	40-GM10	40-GM21	IN GLASS	44-PW22
GMOS-09	N/A	N/A	40-VW10	40-VW20	IN GLASS	44-PW22
70-2016	71-2001	70-2008	40-GM10	40-GM21	44-GM935	44-PW22
GMOS-04 (A)	71-2003-1	70-2054	40-GM10	40-GM21	44-GM94B	N/A
70-2019	71-2001	70-2054	40-GM10	40-GM21	44-GM935	N/A
N/A	N/A	N/A	40-GM10	40-GM21	44-GM935	N/A
N/A	N/A	N/A	40-GM10	40-GM20	44-GM935	N/A
N/A	N/A	N/A	40-GM10	40-GM21	44-GM935	44-PW22#
N/A	N/A	N/A	40-GM10	40-GM20	44-GM935	44-PW22#
N/A	N/A	N/A	40-GM10	40-GM20	44-GM935	44-PW22#
N/A	N/A	N/A	N/R	N/R	44-GM93	44-PW22#
N/A	N/A	N/A	40-GM10	40-GM21	44-CR70	N/A
N/A	N/A	N/A	40-GM10	40-GM20	44-CR70	N/A
N/A	N/A	N/A	40-GM10	40-GM20	44-CR70	N/A

OTHER ANTENNA OPTIONS AVAILABLE:

UNIVERSAL AMPLIFIED ANTENNA: UA20, UA30, UA40, UA50, UA60, UA200

UNIVERSAL PILLAR MOUNT: UP21, UP58

UNIVERSAL SIDE MOUNT: US401, US502, US71

UNIVERSAL FOR LARGE HOLE 1" (25mm): FD80, FD81, FD81B, FD810, GM935, GM935B, UL08, UL10, UL105, UL105B, US03R, US07R, US13, US13B, US14, US20, US30, US30B, UT03R, UT06R, UT10, UT10B, UT183, UT30, UT30B, UT31, UT391, UT391B

UNIVERSAL FOR SMALL HOLES 3/4" (19mm): UL09, UL105, UL105B, UL15, UL15B, UT91, UT91B, UT391, UT391B, UT925B - UI MODELS NORMALLY REQUIRE 9" (23cm) UNDER FENDER CLEARANCE.

@: Applicable only when replacing an existing power antenna (Use of existing antenna base and mounting hardware required or select power antenna base kit for new installation.)

#: Major modification may be required depending on vehicle (Examples: Removal of previous antenna mounting brackets; drilling or cutting to gain access to antenna mounting area or removal of sub fender)



APPLICATIONS

MAKE/MODEL	YEAR	SINGLE-DIN			TURBO KITS		DOUBLE-DIN		TURBO WIRE NON-AMPLIFIED	
		OPTION 1	OPTION 2	OPTION 3	OPTION 1	OPTION 2	OPTION 1 INTO CAR	OPTION 2 INTO RADIO		
OLDSMOBILE										
Cutlass Ciera	1984	1987	99-4544	99-4500	99-4700	N/A	N/A	70-1677-1	71-1677-1	
Cutlass Supreme	1995	1997	99-2009	99-2001	99-3301	99-2011	-	70-2001	71-2001	
Cutlass Supreme	1992	1994	99-4544	99-4500	99-4700	N/A	N/A	70-1858	71-1858	
Cutlass Supreme	1990	1991	99-4544	99-4500	99-4700	N/A	N/A	70-1858	71-1858	
Cutlass Supreme	1988	1989	99-4544	99-4500	99-4700	N/A	N/A	70-1677-1	71-1677-1	
Cutlass Supreme	1984	1987	99-4544	99-4500	99-4700	N/A	N/A	70-1677-1	71-1677-1	
Eighty-Eight	1994	1999	99-2009	99-2001	99-3301	99-2011	-	70-2001	71-2001	
Eighty-Eight	1992	1993	99-4544	99-4500	99-4700	N/A	N/A	70-1858	71-1858	
Eighty-Eight	1989	1991	99-4544	99-4500	99-4700	N/A	N/A	70-1858	71-1858	
Eighty-Eight	1988	1988	99-4544	99-4500	99-4700	N/A	N/A	70-1677-1	71-1677-1	
Eighty-Eight	1986	1987	99-4544	99-4500	99-4700	N/A	N/A	70-1677-1	71-1677-1	
Eighty-Eight	1985	1985	N/A	N/A	N/A	N/A	N/A	70-1677-1	71-1677-1	
Firenza	1982	1988	99-4544	99-4500	99-4700	N/A	N/A	70-1677-1	71-1677-1	
Intrigue	2002	2002	99-2001	N/A	99-2011	99-2011	-	GM05-01 (A)	71-2003-1	
Intrigue	1998	2001	99-2009	99-2001	99-3301	99-2011	-	70-2001	71-2001	
LSS	1996	1999	99-2009	99-2001	99-3301	99-2011	-	70-2001	71-2001	
Ninety-Eight	1994	1996	99-2009	99-2001	99-3301	99-2011	-	70-2001	71-2001	
Ninety-Eight	1989	1993	99-4544	99-4500	99-4700	N/A	N/A	70-1858	71-1677-1	
Ninety-Eight	1988	1988	99-4544	99-4500	99-4700	N/A	N/A	70-1677-1	71-1677-1	
Ninety-Eight	1986	1987	99-4544	99-4500	99-4700	N/A	N/A	70-1677-1	71-1677-1	
Ninety-Eight	1985	1985	N/A	N/A	N/A	N/A	N/A	70-1677-1	71-1677-1	
Omega	1983	1984	99-4544	99-4500	99-4700	N/A	N/A	70-1677-1	71-1677-1	
Omega	1980	1982	N/A	N/A	N/A	N/A	N/A	70-1677-1	71-1677-1	
Regency	1997	1998	99-2009	99-2001	99-3301	99-2011	-	70-2001	71-2001	
Silhouette	2000	2004	99-2009	99-3301	99-2011	99-2011	-	GM05-01 (A)	71-2003-1	
Silhouette	1997	1999	99-4000	99-4544	99-3300	N/A	N/A	70-1858	71-1858	
Silhouette APV	1993	1996	99-4544	99-4500	99-4700	N/A	N/A	70-1858	71-1858	
Silhouette APV	1990	1992	99-4544	99-4500	99-4700	N/A	N/A	70-1858	71-1858	
Touring Sedan	1988	1990	99-4544	99-4500	99-4700	N/A	N/A	70-1677-1	71-1677-1	
Toronado	1988	1993	99-4544	99-4500	99-4700	N/A	N/A	70-1858	71-1858	
Toronado	1983	1987	99-4544	99-4500	99-4700	N/A	N/A	70-1677-1	71-1677-1	
PEUGEOT										
505	1984	1991	N/A	N/A	N/A	N/A	N/A	N/A	N/A	
405	1989	1991	N/A	N/A	N/A	N/A	N/A	N/A	N/A	
PLYMOUTH										
400	1982	1983	99-6501	99-6500	99-6700	N/A	N/A	N/A	N/A	
600E Class	1984	1987	99-6501	99-6500	99-6700	N/A	N/A	70-1817	71-1817	
600E Class	1983	1983	99-6501	99-6500	99-6700	N/A	N/A	N/A	N/A	
Acclaim	1989	1995	99-6501	99-6500	99-6700	N/A	N/A	70-1817	71-1817	
Breeze	1996	1999	99-6000	99-6700	99-6502	N/A	N/A	70-1817	71-1817	
Caravelle	1988	1988	99-6501	99-6500	99-6700	N/A	N/A	70-1817	71-1817	
Caravelle	1985	1987	99-6501	99-6500	99-6700	N/A	N/A	70-1817	71-1817	
Gran Fury	1984	1989	99-6501	99-6500	99-6700	N/A	N/A	70-1817	71-1817	
Gran Fury	1978	1983	99-6501	99-6500	99-6700	N/A	N/A	N/A	N/A	
Horizon	1984	1990	99-6501	99-6500	99-6700	N/A	N/A	70-1817	71-1817	
Laser	1990	1994	99-7001	99-7000	N/A	N/A	N/A	70-1743	71-1743	

FOOTNOTES:

- (A) Please refer to the AXCESS application chart/catalog for other interfaces available.
- (B) To be used along with the factory brackets.
- (C) Use 98-9306 along with the kit if equipped with heated seats. (U.S. models only)
- (D) Along with part number AX-GMLAN09EXT.
- (E) AX-HYKIA1-SWC available for BlueLink equipped vehicles.

(F) Bose amp only.

(G) Along with part number AX-GMLAN010EXT

(P) Available in multiple colors. Please check with your Salesperson for the available color options.

~~XXXX~~ A cross-through denotes part no longer available through Metra

APPLICATIONS

INTO CAR	TURBO WIRE CONT.		ANTENNA ADAPTERS		ANTENNA WORKS®	
	AMPLIFIED INTO RADIO	BYPASS	OE ANTENNA TO AFTRMKT. RADIO	OE RADIO TO AFTRMKT. ANTENNA	FIXED ANTENNA	POWER ANTENNA
N/A	N/A	N/A	N/R	N/R	44-CR70	N/A
N/A	N/A	N/A	40-GM10	40-GM21	44-GM935	44-PW22
N/A	N/A	N/A	40-GM10	40-GM20	44-GM935	44-PW22
N/A	N/A	N/A	40-GM10	40-GM20	44-GM935	44-PW22
N/A	N/A	N/A	40-GM10	40-GM20	44-GM935	44-PW22
N/A	N/A	N/A	N/R	N/R	44-GM93	44-PW22#
N/A	N/A	N/A	40-GM10	40-GM21	44-GM935	44-PW22
N/A	N/A	N/A	40-GM10	40-GM20	44-GM935	44-PW22
N/A	N/A	N/A	40-GM10	40-GM20	44-GM935	44-PW22
N/A	N/A	N/A	40-GM10	40-GM20	44-GM935	44-PW22
N/A	N/A	N/A	N/R	N/R	44-GM93	44-PW22#
N/A	N/A	N/A	N/R	N/R	44-GM93	44-PW22#
N/A	N/A	N/A	N/R	N/R	44-GM93	N/A
GMOS-04 (A)	71-2003-1	N/A	40-GM10	40-GM20	IN GLASS	44-PW22
70-2016	71-2001	N/A	40-GM10	40-GM20	44-GM935	44-PW22#
N/A	N/A	N/A	40-GM10	40-GM21	44-GM935	44-PW22#
N/A	N/A	N/A	40-GM10	40-GM21	44-GM935	44-PW22
N/A	N/A	N/A	40-GM10	40-GM20	44-GM935	44-PW22
N/A	N/A	N/A	40-GM10	40-GM20	44-GM935	44-PW22
N/A	N/A	N/A	N/R	N/R	44-GM93	44-PW22#
N/A	N/A	N/A	N/R	N/R	44-GM93	44-PW22#
N/A	N/A	N/A	N/R	N/R	44-GM93	N/A
N/A	N/A	N/A	N/R	N/R	44-GM93	N/A
N/A	N/A	70-2010	40-GM10	40-GM20	44-GM935	44-PW22#
GMOS-04 (A)	71-2003-1	N/A	N/R	N/R	IN GLASS	N/A
N/A	N/A	N/A	40-GM10	40-GM21	IN GLASS	N/A
N/A	N/A	N/A	40-GM10	40-GM21	N/A	N/A
N/A	N/A	N/A	40-GM10	40-GM20	44-GM94B	N/A
N/A	N/A	N/A	40-GM10	40-GM20	44-GM935	44-PW22
N/A	N/A	N/A	40-GM10	40-GM20	44-GM935	44-PW22
N/A	N/A	N/A	40-GM10	40-GM20	44-GM93	44-PW22#
N/A	N/A	N/A	N/R	N/R	UT-L	44-PW530
N/A	N/A	N/A	N/R	N/R	UT-L	44-PW530
N/A	N/A	N/A	N/R	N/R	44-UT30	N/A
70-1818	71-1817	N/A	N/R	N/R	44-CR87	44-PW22
N/A	N/A	N/A	N/R	N/R	44-UT30	N/A
70-1818	71-1817	N/A	N/R	N/R	44-GM93	44-PW22
70-1818	71-1817	N/A	N/R	N/R	44-GM935	44-PW22
N/A	N/A	N/A	N/R	N/R	44-CR87	N/A
N/A	N/A	N/A	N/R	N/R	44-CR87	44-PW22#
N/A	N/A	N/A	N/R	N/R	44-CR87	44-PW22#
N/A	N/A	N/A	N/R	N/R	44-UT30	44-PW22
N/A	N/A	N/A	N/R	N/R	44-CR87	44-PW22
N/A	N/A	N/A	N/R	N/R	44-GM93	44-PW22#

OTHER ANTENNA OPTIONS AVAILABLE:

UNIVERSAL AMPLIFIED ANTENNA: UA20, UA30, UA40, UA50, UA60, UA200

UNIVERSAL PILLAR MOUNT: UP21, UP58

UNIVERSAL SIDE MOUNT: US401, US502, US71

UNIVERSAL FOR LARGE HOLE 1" (25mm): FD80, FD81, FD81B, FD810, GM935, GM935B, UL08, UL10, UL105, UL105B, US03R, US07R, US13, US13B, US14, US20, US30, US30B, UT03R, UT06R, UT10, UT10B, UT183, UT30, UT30B, UT31, UT391, UT391B

UNIVERSAL FOR SMALL HOLES 3/4" (19mm): UL09, UL105, UL105B, UL15, UL15B, UT91, UT91B, UT391, UT391B, UT925B - UI MODELS NORMALLY REQUIRE 9" (23cm) UNDER FENDER CLEARANCE.

@: Applicable only when replacing an existing power antenna (Use of existing antenna base and mounting hardware required or select power antenna base kit for new installation.)

#: Major modification may be required depending on vehicle (Examples: Removal of previous antenna mounting brackets; drilling or cutting to gain access to antenna mounting area or removal of sub fender)



APPLICATIONS

MAKE/MODEL	YEAR		TURBO KITS			DOUBLE-DIN		TURBO WIRE NON-AMPLIFIED	
			OPTION 1	OPTION 2	OPTION 3	OPTION 1	OPTION 2	OPTION 1 INTO CAR	OPTION 2 INTO RADIO
PLYMOUTH									
Neon	2000	2001	99-6504	99-6505	99-6503	N/A	N/A	70-1817	71-1817
Neon	1995	1999	99-6501	99-6500	99-6700	N/A	N/A	70-1817	71-1817
Prowler	1997	2002	99-6000	N/A	99-6700	N/A	N/A	70-1817	71-1817
Reliant	1981	1989	99-6501	99-6500	99-6700	N/A	N/A	N/A	N/A
Sundance	1987	1994	99-6501	99-6500	99-6700	N/A	N/A	70-1817	71-1817
TCS	1981	1982	99-6501	99-6500	99-6700	N/A	N/A	N/A	N/A
Trail Duster	1975	1981	99-6501	99-6500	99-6700	N/A	N/A	N/A	N/A
Turismo	1984	1987	99-6501	99-6500	99-6700	N/A	N/A	70-1817	71-1817
Turismo	1983	1983	99-6501	99-6500	99-6700	N/A	N/A	N/A	N/A
Volare	1976	1980	99-6501	99-6500	99-6700	N/A	N/A	N/A	N/A
Voyager	1996	2000	99-6501	99-6500	99-6700	N/A	N/A	70-1817	71-1817
Voyager	1984	1995	99-6501	99-6500	99-6700	N/A	N/A	70-1817	71-1817
POLARIS									
Slingshot	2015	2017	99-9721	99-9721	99-9721	99-9721	N/A	70-9701	N/A
PONTIAC									
6000	1990	1991	99-4544	99-4500	99-4700	N/A	N/A	70-1858	71-1858
6000	1988	1989	99-4544	99-4500	99-4700	N/A	N/A	70-1677-1	71-1677-1
6000	1986	1987	99-4544	99-4500	99-4700	N/A	N/A	70-1677-1	71-1677-1
6000	1982	1985	99-4544	99-4500	99-4700	N/A	N/A	70-1677-1	71-1677-1
Aztec	2001	2005	99-2009	99-3301	99-2011	99-2011	-	GM05-01 (A)	71-2003-1
Bonneville	2000	2005	99-2009	99-3301	99-2011	99-2011	-	GM05-05 (A)	N/A
Bonneville	1994	1999	99-4000	99-4544	99-3320	N/A	N/A	70-1858	71-1858
Bonneville	1992	1993	99-4544	99-4500	99-4700	N/A	N/A	70-1858	71-1858
Bonneville	1988	1991	99-4544	99-4500	99-4700	N/A	N/A	70-1677-1	71-1677-1
Bonneville	1985	1987	99-4544	99-4500	99-4700	N/A	N/A	70-1677-1	71-1677-1
Bonneville Safari Wagon	1987	1989	99-4544	99-4500	99-4700	N/A	N/A	70-1677-1	71-1677-1
Fiero	1984	1988	99-4544	99-4500	99-4700	N/A	N/A	70-1677-1	71-1677-1
Firebird/Trans AM	1993	2002	99-4000	99-3009	99-3320	95-3312G	-	70-1858	71-1858
Firebird/Trans AM	1990	1992	99-4544	99-4500	99-3042	N/A	N/A	70-1858	71-1858
Firebird/Trans AM	1988	1989	99-4544	99-4500	99-3042	N/A	N/A	70-1677-1	71-1677-1
Firebird/Trans AM	1982	1987	99-4544	99-4500	99-4700	N/A	N/A	70-1677-1	71-1677-1
G3 (sedan)	2007	2009	99-3306	99-3306	99-3306	99-3306	-	70-2105	71-2105
G3 (hatchback)	2007	2007	99-7951	99-7951	99-7951	95-7951	-	70-8405	71-8405
G5	2007	2010	99-3302(P)	99-3302(P)	99-3302(P)	95-3302 (P)	-	GM05-LAN-03 (A)	71-2104
G5	2005	2006	99-3302(P)	99-3302(P)	99-3302(P)	95-3302 (P)	-	GM05-LAN-03 (A)	71-2104
G6	2009	2009	99-3302(P)	99-3302(P)	99-3302(P)	95-3302 (P)	-	GM05-LAN-03 (A)	71-2104
G6	2005	2008	99-3303	99-3303	99-3303	95-3303B	-	with kit	71-2103-1
G8	2008	2009	N/A	N/A	N/A	N/A	N/A	70-9003	71-9003-1
Grand Am	2001	2005	99-2009	99-3301	99-2011	99-2011	-	GM05-01 (A)	71-2003-1
Grand AM	1996	2000	99-4000	99-4544	99-3320	N/A	N/A	70-1858	71-1858
Grand AM	1992	1995	99-4544	99-4500	99-4700	N/A	N/A	70-1858	71-1858
Grand AM	1990	1991	99-4544	99-4500	99-4700	N/A	N/A	70-1858	71-1858
Grand AM	1988	1989	99-4544	99-4500	99-4700	N/A	N/A	70-1677-1	71-1677-1
Grand AM	1985	1987	99-4544	99-4500	99-4700	N/A	N/A	70-1677-1	71-1677-1
Grand Prix	2004	2008	99-3527	99-3527	99-3527	95-3527	-	GM05-01 (A)	71-2003-1
Grand Prix	1997	2003	99-4000	99-4544	99-3320	N/A	N/A	70-1858	71-1858

FOOTNOTES:

- (A) Please refer to the AXCESS application chart/catalog for other interfaces available.
- (B) To be used along with the factory brackets.
- (C) Use 98-9306 along with the kit if equipped with heated seats. (U.S. models only)
- (D) Along with part number AX-GMLAN09EXT.
- (E) AX-HYKIA1-SWC available for BlueLink equipped vehicles.

(F) Bose amp only.

(G) Along with part number AX-GMLAN010EXT

(P) Available in multiple colors. Please check with your Salesperson for the available color options.

~~XXXX~~ A cross-through denotes part no longer available through Metra

APPLICATIONS

INTO CAR	TURBO WIRE CONT.		ANTENNA ADAPTERS		ANTENNA WORKS®	
	AMPLIFIED INTO RADIO	BYPASS	OE ANTENNA TO AFTRMKT. RADIO	OE RADIO TO AFTRMKT. ANTENNA	FIXED ANTENNA	POWER ANTENNA
70-1818	71-1817	N/A	N/R	N/R	44-GM935	N/A
70-1818	71-1817	N/A	N/R	N/R	44-GM935	N/A
70-1818	71-1817	N/A	N/R	N/R	44-GM935	44-PWZ2
N/A	N/A	N/A	N/R	N/R	44-UT30	44-PWZ2
N/A	N/A	N/A	N/R	N/R	44-GM93	44-PWZ2#
N/A	N/A	N/A	N/R	N/R	44-UT30	44-PWZ2
N/A	N/A	N/A	N/R	N/R	44-UT30	44-PWZ2
N/A	N/A	N/A	N/R	N/R	44-CR87	44-PWZ2#
N/A	N/A	N/A	N/R	N/R	44-UT30	44-PWZ2
N/A	N/A	N/A	N/R	N/R	44-UT30	44-PWZ2
70-1818	71-1817	N/A	N/R	N/R	44-CR88	44-PWZ2
70-1818	71-1817	N/A	N/R	N/R	44-GM93	N/A
N/A	N/A	N/A	N/A	N/A	N/A	N/A
N/A	N/A	N/A	40-GM10	40-GM20	44-CR70	N/A
N/A	N/A	N/A	40-GM10	40-GM20	44-CR70	N/A
N/A	N/A	N/A	40-GM10	40-GM20	44-CR70	N/A
N/A	N/A	N/A	N/R	N/R	44-CR70	N/A
GMOS-04 (A)	71-2003-1	70-2013	40-GM10	40-GM20	IN GLASS	N/A
GMOS-09	N/A	N/A	40-VW10	40-VW20	IN GLASS	N/A
N/A	N/A	N/A	40-GM10	40-GM21	44-CR88	44-PWZ2@
N/A	N/A	70-2009	40-GM10	40-GM20	44-CR88	44-PWZ2@
N/A	N/A	N/A	N/R	N/R	44-GM935	44-PWZ2
N/A	N/A	N/A	N/R	N/R	44-GM935	44-PWZ2
N/A	N/A	N/A	40-GM10	40-GM20	44-UT91	44-PWZ2
N/A	N/A	N/A	N/R	N/R	44-RM22B	N/A
N/A	N/A	N/A	40-GM10	40-GM21	44-GM935	44-PWZ2
N/A	N/A	N/A	40-GM10	40-GM20	44-GM935	44-PWZ2#
N/A	N/A	N/A	40-GM10	40-GM20	44-GM935	44-PWZ2#
N/A	N/A	N/A	N/R	N/R	44-GM93	44-PWZ2#
N/A	N/A	N/A	40-CR10	40-CR20	IN GLASS	N/A
N/A	N/A	N/A	N/R	N/R	?	N/A
GMOS-LAN-04 (A)	71-2104	N/A	40-CR10	40-CR20	44-GM935	44-PWZ2
GMOS-LAN-04 (A)	71-2104	70-2056	40-CR10	40-CR20	IN GLASS	N/A
GMOS-LAN-04 (A)	71-2104	70-2056	40-CR10	40-CR20	IN GLASS	N/A
with kit	71-2103-1	70-2056	40-GM10	40-GM20	IN GLASS	N/A
N/A	N/A	N/A	40-EU10	40-EU20	IN GLASS	N/A
GMOS-04 (A)	71-2003-1	70-2028	40-GM10	40-GM21	44-GM935	44-PWZ2
N/A	N/A	N/A	40-GM10	40-GM21	44-GM935	44-PWZ2
N/A	N/A	N/A	40-GM10	40-GM20	44-GM935	44-PWZ2
N/A	N/A	N/A	40-GM10	40-GM20	44-GM935	44-PWZ2#
N/A	N/A	N/A	40-GM10	40-GM20	44-GM935	44-PWZ2#
N/A	N/A	N/A	N/R	N/R	44-GM93	44-PWZ2#
GMOS-04 (A)	71-2003-1	70-2056	40-GM10	40-GM20	IN GLASS	N/A
70-1859	71-1858-1	N/A	40-GM10	40-GM21	IN GLASS	44-PWZ2

OTHER ANTENNA OPTIONS AVAILABLE:

UNIVERSAL AMPLIFIED ANTENNA: UA20, UA30, UA40, UA50, UA60, UA200

UNIVERSAL PILLAR MOUNT: UP21, UP58

UNIVERSAL SIDE MOUNT: US401, US502, US71

UNIVERSAL FOR LARGE HOLE 1" (25mm): FD80, FD81, FD81B, FD810, GM935, GM935B, UL08, UL10, UL105, UL105B, US03R, US07R, US13, US13B, US14, US20, US30, US30B, UT03R, UT06R, UT10, UT10B, UT183, UT30, UT30B, UT31, UT391, UT391B

UNIVERSAL FOR SMALL HOLES 3/4" (19mm): UL09, UL105, UL105B, UL15, UL15B, UT91, UT91B, UT391, UT391B, UT925B - UI MODELS NORMALLY REQUIRE 9" (23cm) UNDER FENDER CLEARANCE.

@: Applicable only when replacing an existing power antenna (Use of existing antenna base and mounting hardware required or select power antenna base kit for new installation.)

#: Major modification may be required depending on vehicle (Examples: Removal of previous antenna mounting brackets; drilling or cutting to gain access to antenna mounting area or removal of sub fender)

APPLICATIONS

MAKE/MODEL	YEAR	SINGLE-DIN			TURBO KITS		DOUBLE-DIN		TURBO WIRE NON-AMPLIFIED	
		OPTION 1	OPTION 2	OPTION 3	OPTION 1	OPTION 2	OPTION 1 INTO CAR	OPTION 2 INTO RADIO		
PONTIAC										
Grand Prix	1994	1996	99-4000	99-4544	99-3320	N/A	N/A	70-1858	71-1858	
Grand Prix	1992	1993	99-4544	99-4500	99-4700	N/A	N/A	70-1858	71-1858	
Grand Prix	1990	1991	99-4544	99-4500	99-4700	N/A	N/A	70-1858	71-1858	
Grand Prix	1988	1989	N/A	N/A	N/A	N/A	N/A	70-1858	71-1858	
Grand Prix	1985	1987	99-4544	99-4500	99-4700	N/A	N/A	70-1677-1	71-1677-1	
GTO (black dash)	2004	2006	N/A	N/A	N/A	95-3528B	-	70-1784	71-1784	
GTO (gray dash)	2004	2006	99-3528	99-3528	99-3528	95-3528G	-	70-1784	71-1784	
J-2000	1982	1988	99-4544	99-4500	99-4700	N/A	N/A	70-1677-1	71-1677-1	
Lemans	1988	1993	DIN opening	DIN opening	DIN opening	N/A	N/A	70-1782	71-1782	
Montana SV6 (Canada)	2006	2007	99-3304	99-3304	99-3304	95-3304	-	GM05-01 (A)	71-2003-1	
Montana SV6	2005	2005	99-3304	99-3304	99-3304	95-3304	-	GM05-01 (A)	71-2003-1	
Montana (non SV6)	2005	2005	99-2009	99-3301	99-2011	99-2011	-	GM05-01 (A)	71-2003-1	
Montana	2000	2004	99-2009	99-3301	99-2011	99-2011	-	GM05-01 (A)	71-2003-1	
Montana Mini Van	1999	1999	99-4000	99-4544	99-3300	N/A	N/A	70-1858	71-1858	
Parisienne	1984	1986	99-4544	99-4500	99-4700	N/A	N/A	70-1677-1	71-1677-1	
Parisienne	1983	1983	N/A	N/A	N/A	N/A	N/A	70-1677-1	71-1677-1	
Solstice	2006	2009	99-3302(P)	99-3302(P)	99-3302(P)	95-3302 (P)	-	GM05-LAN-03 (A)	71-2104	
Sunbird	1989	1994	89-30-3310	89-30-3310	89-30-3310	N/A	N/A	70-1858	71-1858	
Sunbird	1988	1988	99-4544	99-4500	99-4700	N/A	N/A	70-1677-1	71-1677-1	
Sunbird	1982	1987	99-4544	99-4500	99-4700	N/A	N/A	70-1677-1	71-1677-1	
Sunfire	2000	2005	99-2009	99-3301	99-2011	99-2011	-	GM05-01 (A)	71-2003-1	
Sunfire	1995	1999	99-4000	99-4544	99-3320	N/A	N/A	70-1858	71-1858	
Torrent	2007	2009	99-3305	99-3305	99-3305	95-3305	-	GM05-LAN-01 (A)	71-2105	
Torrent	2006	2006	99-3302(P)	99-3302(P)	99-3302(P)	95-3302 (P)	-	GM05-07 (A)	71-2103-1	
TransSport	1997	1999	99-4000	99-4544	99-3300	N/A	N/A	70-1858	71-1858	
TransSport APV	1993	1996	99-4544	99-4500	99-4700	N/A	N/A	70-1858	71-1858	
TransSport APV	1990	1992	99-4544	99-4500	99-4700	N/A	N/A	70-1858	71-1858	
T-1000	1982	1987	N/A	N/A	N/A	N/A	N/A	N/A	N/A	
Vibe	2009	2010	99-8224	99-8224	99-8224	95-8224	-	70-2105	71-2105	
Vibe	2003	2008	99-8205	99-8205	99-8205	99-8205	-	70-2003	71-2003-1	
PORSCHE										
911 (991)	2017	2018	N/A	N/A	N/A	N/A	N/A	N/A	N/A	
911 (991)	2012	2016	N/A	N/A	N/A	95-9607B	-	N/A	N/A	
911 (997)	2005	2012	99-9606B	99-9606B	99-9606B	99-9606B	-	N/A	N/A	
911 (996) (with nav)	2002	2005	N/A	N/A	N/A	N/A	-	N/A	N/A	
911 (996) (without nav)	2002	2005	DIN opening	DIN opening	DIN opening	N/A	-	N/A	N/A	
911 (996) (with nav)	1999	2001	99-9605B	99-9605B	99-9605B	99-9605B	-	N/A	N/A	
911 (996) (without nav)	1999	2001	-	99-9605B	DIN opening	99-9605B	-	70-9401	71-9401-EU	
911 (993)	1994.5	1998	N/A	N/A	N/A	N/A	N/A	70-9401	71-9401-EU	
911	1973	1994	N/A	N/A	N/A	N/A	N/A	N/A	N/A	
924	1987	1989	N/A	N/A	N/A	N/A	N/A	N/A	N/A	
944	1983	1993	N/A	N/A	N/A	N/A	N/A	N/A	N/A	
928	1994	1996	N/A	N/A	N/A	N/A	N/A	N/A	N/A	
968	1992	1996	N/A	N/A	N/A	N/A	N/A	N/A	N/A	
Boxster 718, Cayman 718 (982)	2017	2018	N/A	N/A	N/A	N/A	N/A	N/A	N/A	
Boxster, Cayman (981) (with nav)	2013	2016	N/A	N/A	N/A	95-9607B	-	N/A	N/A	

FOOTNOTES:

- (A) Please refer to the AXCESS application chart/catalog for other interfaces available.
- (B) To be used along with the factory brackets.
- (C) Use 98-9306 along with the kit if equipped with heated seats. (U.S. models only)
- (D) Along with part number AX-GMLAN09EXT.
- (E) AX-HYKIA1-SWC available for BlueLink equipped vehicles.

(F) Bose amp only.

(G) Along with part number AX-GMLAN010EXT

(P) Available in multiple colors. Please check with your Salesperson for the available color options.

~~XXXX~~ A cross-through denotes part no longer available through Metra



APPLICATIONS

INTO CAR	TURBO WIRE CONT.		ANTENNA ADAPTERS		ANTENNA WORKS®	
	AMPLIFIED INTO RADIO	BYPASS	OE ANTENNA TO AFRMKT. RADIO	OE RADIO TO AFRMKT. ANTENNA	FIXED ANTENNA	POWER ANTENNA
N/A	N/A	N/A	40-GM10	40-GM21	IN GLASS	44-PW22
N/A	N/A	N/A	40-GM10	40-GM20	44-GM935	44-PW22
N/A	N/A	N/A	40-GM10	40-GM20	44-GM935	44-PW22
N/A	N/A	N/A	40-GM10	40-GM20	44-GM935	44-PW22
N/A	N/A	N/A	N/R	N/R	44-GM935	N/A
N/A	N/A	N/A	40-VW10	40-VW20	IN GLASS	N/A
N/A	N/A	N/A	40-VW10	40-VW20	IN GLASS	N/A
N/A	N/A	N/A	N/R	N/R	44-GM93	N/A
N/A	N/A	N/A	40-GM10	40-GM20	44-GM935	N/A
GMOS-04 (A)	71-2003-1	N/A	40-GM10	40-GM20	44-CR190B?	N/A
GMOS-04 (A)	71-2003-1	N/A	40-GM10	40-GM20	44-CR190B?	N/A
GMOS-04 (A)	71-2003-1	N/A	40-GM10	40-GM21	44-GM935?	N/A
GMOS-04 (A)	71-2003-1	N/A	40-GM10	40-GM21	44-GM935?	N/A
N/A	N/A	N/A	40-GM10	40-GM21	IN GLASS	N/A
N/A	N/A	N/A	N/R	N/R	44-UT91	N/A
N/A	N/A	N/A	N/R	N/R	44-UT91	N/A
GMOS-LAN-04 (A)	71-2104	N/A	40-CR10	40-CR20	44-GM935	N/A
N/A	N/A	N/A	40-GM10	40-GM20	44-GM935	44-PW22#
N/A	N/A	N/A	40-GM10	40-GM20	44-GM935	44-PW22#
N/A	N/A	N/A	N/R	N/R	44-GM93	N/A
GMOS-04 (A)	71-2003-1	N/A	40-GM10	40-GM21	44-GM95	44-PWGM95
N/A	N/A	N/A	40-GM10	40-GM21	44-GM95	44-PWGM95
GMOS-LAN-02 (A)	71-2105	N/A	40-CR10	40-CR20	44-UA42	N/A
GMOS-08	71-2103-1	N/A	40-GM10	40-GM20	SEE UPLANDER	N/A
N/A	N/A	N/A	40-GM10	40-GM21	IN GLASS	N/A
N/A	N/A	N/A	40-GM10	40-GM21	IN GLASS	N/A
N/A	N/A	N/A	40-GM10	40-GM20	44-GM94B	N/A
N/A	N/A	N/A	N/R	N/R	44-FD80	44-PW22#
70-2105	71-2105	N/A	40-CR10	40-CR20	44-UA30	N/A
N/A	N/A	70-2056	40-GM10	40-GM20	44-UA30	N/A
N/A	N/A	N/A	N/A	N/A	N/A	N/A
N/A	N/A	N/A	40-EU10	40-EU20	N/A	N/A
N/A	N/A	N/A	40-EU10	40-EU20	N/A	44-PW530
N/A	N/A	N/A	40-EU10	40-EU20	N/A	44-PW530
N/A	N/A	N/A	40-EU10	40-EU20	N/A	44-PW530
Bose 70-T786 / HK 70-T787	N/A	N/A	40-VW10	40-VW20	N/A	44-PW530
Bose 70-T786 / HK 70-T787	N/A	N/A	40-VW10	40-VW20	N/A	44-PW530
N/A	N/A	N/A	40-VW10	40-VW20	N/A	44-PW530
N/A	N/A	N/A	40-VW10	40-VW20	N/A	44-PW530
N/A	N/A	N/A	N/R	N/R	N/A	44-PW530
N/A	N/A	N/A	N/R	N/R	N/A	44-PW530
N/A	N/A	N/A	40-VW10	40-VW20	N/A	44-PW530
N/A	N/A	N/A	40-VW10	40-VW20	N/A	44-PW530
N/A	N/A	N/A	N/A	N/A	N/A	N/A
N/A	N/A	N/A	40-EU10	40-EU20	N/A	N/A

OTHER ANTENNA OPTIONS AVAILABLE:

UNIVERSAL AMPLIFIED ANTENNA: UA20, UA30, UA40, UA50, UA60, UA200

UNIVERSAL PILLAR MOUNT: UP21, UP58

UNIVERSAL SIDE MOUNT: US401, US502, US71

UNIVERSAL FOR LARGE HOLE 1" (25mm): FD80, FD81, FD81B, FD810, GM935, GM935B, UL08, UL10, UL105, UL105B, US03R, US07R, US13, US13B, US14, US20, US30, US30B, UT03R, UT06R, UT10, UT10B, UT183, UT30, UT30B, UT31, UT391, UT391B

UNIVERSAL FOR SMALL HOLES 3/4" (19mm): UL09, UL105, UL105B, UL15, UL15B, UT91, UT91B, UT391, UT391B, UT925B - UI MODELS NORMALLY REQUIRE 9" (23cm) UNDER FENDER CLEARANCE.

@: Applicable only when replacing an existing power antenna (Use of existing antenna base and mounting hardware required or select power antenna base kit for new installation.)

#: Major modification may be required depending on vehicle (Examples: Removal of previous antenna mounting brackets; drilling or cutting to gain access to antenna mounting area or removal of sub fender)

APPLICATIONS

MAKE/MODEL	YEAR		TURBO KITS			DOUBLE-DIN		TURBO WIRE NON-AMPLIFIED		
			OPTION 1	OPTION 2	OPTION 3	OPTION 1	OPTION 2	OPTION 1 INTO CAR	OPTION 2 INTO RADIO	
PORSCHE										
Boxster, Cayman (981) (without nav)	2013	2016	N/A	N/A	N/A	95-9607B	-	N/A	N/A	
Boxster, Cayman (987)	2005	2012	N/A	N/A	N/A	N/A	N/A	N/A	N/A	
Boxter (986) (with nav)	2003	2004	N/A	N/A	N/A	N/A	-	70-9401	71-9401-EU	
Boxter (986) (without nav)	2003	2004	DIN opening	DIN opening	DIN opening	N/A	-	70-9401	71-9401-EU	
Boxter (986) (with nav)	1997	2002	99-9605B	99-9605B	99-9605B	99-9605B	-	70-9401	71-9401-EU	
Boxter (986) (without nav)	1997	2002	-	99-9605B	DIN opening	99-9605B	-	70-9401	71-9401-EU	
Cayenne (958)	2011	2016	N/A	N/A	N/A	N/A	N/A	N/A	N/A	
Cayenne (957)	2008	2010	99-9604B	99-9604B	99-9604B	99-9604B	-	N/A	N/A	
Cayenne (955)	2003	2006	99-9604B	99-9604B	99-9604B	99-9604B	-	N/A	N/A	
Macan	2015	2018	N/A	N/A	N/A	N/A	N/A	N/A	N/A	
Panamera (970)	2010	2016	N/A	N/A	N/A	N/A	N/A	N/A	N/A	
RAM										
1500, 2500, 3500 (with 8" screen)	2019	2019	N/A	N/A	N/A	N/A	N/A	N/A	N/A	
1500, 2500, 3500 (with 8" screen)	2018	2018	N/A	N/A	N/A	N/A	N/A	N/A	N/A	
1500, 2500, 3500 (with 8" screen)	2013	2017	99-6527B	99-6527B	99-6527B	99-6527B	-	with kit	71-6523	
1500, 2500, 3500 (without 8" screen)	2019	2019	99-6518B	99-6518B	99-6518B	95-6518B	-	XSVI-6523-NAV (A)	71-6523	
1500, 2500, 3500 (without 8" screen)	2018	2018	99-6518B	99-6518B	99-6518B	95-6518B	-	N/A	71-6523	
1500, 2500, 3500 (without 8" screen)	2013	2017	99-6518B	99-6518B	99-6518B	95-6518B	-	LC-CHRC-01 (A)	71-6523	
1500 / 2500 / 3500	2012	2012	99-6511	99-6511	99-6511	95-6511	95-6511-17	XSVI-6522-NAV (A)	71-6522	
Chassis Cab 3500, 4500, 5500 (with 8" screen)	2013	2017	99-6527B	99-6527B	99-6527B	99-6527B	-	with kit	71-6523	
Chassis Cab 3500, 4500, 5500 (without 8" screen)	2013	2017	99-6518B	99-6518B	99-6518B	99-6518B	-	LC-CHRC-01 (A)	71-6523	
Chassis Cab: 3500 / 4500 / 5500	2012	2012	99-6511	99-6511	99-6511	95-6511	95-6511-17	XSVI-6522-NAV (A)	71-6522	
C/V Tradesman	2012	2015	99-6511	99-6511	99-6511	95-6511	95-6511-17	XSVI-6522-NAV (A)	71-6522	
Promaster (with nav, or 5" screen)	2014	2018	99-6523	99-6523	99-6523	95-6523	-	N/A	71-6523	
Promaster (radio delete, or AM/FM only)	2014	2016	N/A	DIN opening	99-6523	95-6523	-	70-1784	71-1784	
Promaster City	2015	2018	99-6531HG	99-6531HG	99-6531HG	99-6531HG	-	N/A	71-6523	
SAAB										
9-2x	2005	2005	N/A	N/A	N/A	N/A	N/A	N/A	N/A	
9-3	1999	2006	N/A	N/A	N/A	N/A	N/A	N/A	N/A	
9-5	1998	2005	N/A	N/A	N/A	N/A	N/A	N/A	N/A	
9-7x	2005	2009	99-3304	99-3304	99-3304	95-3304	-	GM05-01 (A)	71-2003-1	
900 Series	1979	1998	N/A	N/A	N/A	N/A	N/A	N/A	N/A	
9000 Series	1986	1998	N/A	N/A	N/A	N/A	N/A	N/A	N/A	
SATURN										
Astra (silver dash)	2008	2009	99-3107S	99-3107S	99-3107S	95-3107S	-	N/A	N/A	
Astra (gray dash)	2008	2009	99-3107G	99-3107G	99-3107G	95-3107G	-	N/A	N/A	
Aura	2007	2009	99-3302(P)	99-3302(P)	99-3302(P)	95-3302 (P)	-	GM05-LAN-03 (A)	71-2104	
ION	2006	2007	99-3302(P)	99-3302(P)	99-3302(P)	95-3302 (P)	-	70-2202 (A)	71-2202	
ION	2005	2005	99-3108	99-3108	99-3108	95-3106	-	70-2102	71-2102	
ION	2004	2004	99-3108	99-3108	99-3108	95-3106	-	70-2102	71-2102	
ION	2003	2003	99-3108	99-3108	99-3108	95-3106	-	70-2002	71-2002	
L Series	2004	2005	99-3108	99-3108	99-3108	95-3106	-	70-2002	71-2002	
L Series	2000	2003	99-3108	99-3108	99-3108	95-3106	-	70-2002	71-2002	
Outlook	2007	2010	99-3305	99-3305	99-3305	95-3305	-	GM05-LAN-01 (A)	71-2105	
Relay	2005	2007	99-3304	99-3304	99-3304	95-3304	-	GM05-01 (A)	71-2003-1	
S Series	2000	2002	99-3108	99-3108	99-3108	95-3106	-	70-2002	71-2002	

FOOTNOTES:

- (A) Please refer to the AXCESS application chart/catalog for other interfaces available.
- (B) To be used along with the factory brackets.
- (C) Use 98-9306 along with the kit if equipped with heated seats. (U.S. models only)
- (D) Along with part number AX-GMLAN09EXT.
- (E) AX-HYKIA1-SWC available for BlueLink equipped vehicles.

(F) Bose amp only.

(G) Along with part number AX-GMLAN010EXT

(P) Available in multiple colors. Please check with your Salesperson for the available color options.

~~XXXX~~ A cross-through denotes part no longer available through Metra

APPLICATIONS

INTO CAR	TURBO WIRE CONT.		ANTENNA ADAPTERS		ANTENNA WORKS®	
	AMPLIFIED INTO RADIO	BYPASS	OE ANTENNA TO AFRMKT. RADIO	OE RADIO TO AFRMKT. ANTENNA	FIXED ANTENNA	POWER ANTENNA
N/A	N/A	N/A	40-EU56	TBA - 40-EU66	N/A	N/A
N/A	N/A	N/A	40-EU10	40-EU20	N/A	N/A
70-T787	N/A	N/A	40-VW10	40-VW20	N/A	N/A
70-T787	N/A	N/A	40-VW10	40-VW20	N/A	44-PW530
70-T787	N/A	N/A	40-VW10	40-VW20	N/A	N/A
70-T787	N/A	N/A	40-VW10	40-VW20	N/A	44-PW530
N/A	N/A	N/A	40-EU10	40-EU20	IN GLASS	N/A
N/A	N/A	N/A	40-EU10	40-EU20	IN GLASS	N/A
N/A	N/A	N/A	40-EU10	40-EU20	IN GLASS	N/A
N/A	N/A	N/A	N/A	N/A	IN GLASS	N/A
N/A	N/A	N/A	40-EU10	40-EU20	IN GLASS	N/A
N/A	N/A	N/A	40-EU55	40-EU20	N/A	N/A
N/A	N/A	N/A	40-EU55	40-EU20	N/A	N/A
with kit	71-6523	N/A	40-EU55	40-EU20	N/A	N/A
XSVI-6523-NAV (A)	71-6523	N/A	40-EU55	40-EU20	N/A	N/A
N/A	N/A	N/A	40-EU55	40-EU20	N/A	N/A
N/A	N/A	N/A	40-EU55	40-EU20	N/A	N/A
CHTO-03 (A)	71-6522	N/A	40-EU10	40-EU20	44-CR190B	N/A
with kit	71-6523	N/A	40-EU55	40-EU20	N/A	N/A
no amp option	no amp option	no amp option	40-EU55	40-EU20	N/A	N/A
N/A	N/A	N/A	40-EU10	40-EU20	N/A	N/A
N/A	N/A	N/A	40-EU10	40-EU20	44-CR190B	N/A
no amp option	no amp option	no amp option	40-EU55	40-EU20	N/A	N/A
N/A	N/A	N/A	40-VW10	40-VW20	N/A	N/A
no amp option	no amp option	no amp option	40-EU55	40-EU20	N/A	N/A
N/A	N/A	N/A	40-VW10	40-VW20	44-UT925B	N/A
N/A	N/A	N/A	40-VW10	40-VW20	44-UT925B	N/A
N/A	N/A	N/A	40-VW10	40-VW20	IN GLASS	N/A
GMOS-04 (A)	71-2003-1	N/A	40-GM10	40-GM10	SEE TRAILBLAZER	N/A
N/A	N/A	N/A	N/R	N/R	44-UT925B	N/A
N/A	N/A	N/A	N/R	N/R	44-UT925B	N/A
no amp option	no amp option	no amp option	40-EU10	40-EU20	44-UA46	N/A
no amp option	no amp option	no amp option	40-EU10	40-EU20	44-UA46	N/A
GMOS-LAN-04 (A)	71-2104	N/A	40-CR10	40-CR20	IN GLASS	N/A
N/A	N/A	N/A	40-CR10	40-CR20	?	N/A
70-2102	71-2102	70-2044	N/R	N/R	?	N/A
70-2002	71-2102	70-2044	N/R	N/R	?	N/A
70-2002	71-2002	70-2044	N/R	N/R	?	N/A
70-2002	71-2002	N/A	N/R	N/R	44-UA40	N/A
N/A	N/A	N/A	N/R	N/R	44-GM935	N/A
GMOS-LAN-02 (A)	71-2105	N/A	40-CR10	40-CR20	SIMILAR TO EQUINOX	N/A
GMOS-04 (A)	71-2003-1	N/A	40-GM10	40-GM20	44-CR190B? OR 88	N/A
N/A	N/A	N/A	N/R	N/R	44-GM935	N/A

OTHER ANTENNA OPTIONS AVAILABLE:

UNIVERSAL AMPLIFIED ANTENNA: UA20, UA30, UA40, UA50, UA60, UA200

UNIVERSAL PILLAR MOUNT: UP21, UP58

UNIVERSAL SIDE MOUNT: US401, US502, US71

UNIVERSAL FOR LARGE HOLE 1" (25mm): FD80, FD81, FD81B, FD810, GM935, GM935B, UL08, UL10, UL105, UL105B, US03R, US07R, US13, US13B, US14, US20, US30, US30B, UT03R, UT06R, UT10, UT10B, UT183, UT30, UT30B, UT31, UT391, UT391B

UNIVERSAL FOR SMALL HOLES 3/4" (19mm): UL09, UL105, UL105B, UL15, UL15B, UT91, UT91B, UT391, UT391B, UT925B - UI MODELS NORMALLY REQUIRE 9" (23cm) UNDER FENDER CLEARANCE.

@: Applicable only when replacing an existing power antenna (Use of existing antenna base and mounting hardware required or select power antenna base kit for new installation.)

#: Major modification may be required depending on vehicle (Examples: Removal of previous antenna mounting brackets; drilling or cutting to gain access to antenna mounting area or removal of sub fender)

APPLICATIONS

MAKE/MODEL	YEAR		TURBO KITS			DOUBLE-DIN		TURBO WIRE NON-AMPLIFIED	
			OPTION 1	OPTION 2	OPTION 3	OPTION 1	OPTION 2	OPTION 1 INTO CAR	OPTION 2 INTO RADIO
SATURN									
S Series	1995	1999	99-3105	99-3100	99-3105	99-5806	-	70-1858	71-1858
S Series	1991	1994	99-4544	99-4700	99-3042	N/A	N/A	70-1858	71-1858
Sky	2007	2009	99-3302(P)	99-3302(P)	99-3302(P)	95-3302 (P)	-	GMOS-LAN-03 (A)	71-2104
VUE	2008	2010	99-3305	99-3305	99-3305	95-3305	-	GMOS-LAN-01 (A)	71-2105
VUE	2006	2007	99-3302(P)	99-3302(P)	99-3302(P)	95-3302 (P)	-	70-2202 (A)	71-2202
VUE	2005	2005	99-3108	99-3108	99-3108	95-3106	-	70-2102	71-2102
VUE	2004	2004	99-3108	99-3108	99-3108	95-3106	-	70-2102	71-2102
VUE	2002	2003	99-3108	99-3108	99-3108	95-3106	-	70-2002	71-2002
SCION									
FRS	2013	2016	99-8236	99-8236	99-8236	95-8202	-	70-1761	71-1761
iM	2016	2016	N/A	N/A	N/A	95-8202	-	70-1761	71-1761
iQ	2012	2015	99-8234	99-8234	99-8234	95-8202	-	70-1761	71-1761
tC	2014	2015	99-8230	99-8230	99-8230	95-8202	-	70-1761	71-1761
tC	2011	2013	99-8230	99-8230	99-8230	95-8202	-	70-1761	71-1761
tC	2005	2010	99-8209	99-8230	99-8230	95-8202	-	70-1761	71-1761
xA	2004	2006	99-8209	99-8230	99-8230	95-8202	-	70-1761	71-1761
xB	2004	2015	99-8209	99-8230	99-8230	95-8202	-	70-1761	71-1761
xD	2008	2014	99-8209	99-8230	99-8230	95-8202	-	70-1761	71-1761
SMART									
ForTwo	2016	2016	N/A	N/A	N/A	N/A	N/A	N/A	N/A
ForTwo	2011	2015	99-8720B	99-8720B	99-8720B	99-8720B	-	70-1783	N/A
ForTwo	2008	2010	99-8715	99-8715	99-8715	99-8715	-	70-1783	N/A
STERLING									
825	1988	1992	DIN opening	DIN opening	DIN opening	N/A	N/A	N/A	N/A
827	1988	1992	DIN opening	DIN opening	DIN opening	N/A	N/A	N/A	N/A
SUBARU									
Ascent	2019	2019	N/A	N/A	N/A	N/A	N/A	N/A	N/A
BAJA	2003	2006	98-8999	98-8999	98-8999	99-9999 (B)	-	70-8901	71-8901
Brat Pickup	1985	1987	99-8900	N/A	N/A	N/A	N/A	70-1692	71-1692
Brat Pickup	1982	1984	99-8900	N/A	N/A	N/A	N/A	70-1692	71-1692
Brat Pickup	1975	1981	N/A	N/A	N/A	N/A	N/A	N/A	N/A
BRZ	2016	2018	N/A	N/A	N/A	N/A	-	70-1761	71-1761
BRZ	2013	2015	99-8236	99-8236	99-8236	95-8202	-	70-1761	71-1761
Crosstrek	2018	2018	99-8908HG	99-8908HG	99-8908HG	95-8908HG	-	70-1761	71-1761
Crosstrek	2016	2017	99-8907HG	99-8907HG	99-8907HG	95-8907HG	-	70-1761	71-1761
Forester	2016	2018	99-8907HG	99-8907HG	99-8907HG	95-8907HG	-	70-1761	71-1761
Forester (with nav)	2014	2015	N/A	N/A	N/A	95-8202	-	70-1761	71-1761
Forester (without nav)	2014	2015	99-8905	99-8905	99-8905	95-8905	-	70-7552	71-7552
Forester equipped with SD card based OE nav	2009	2013	N/A	N/A	N/A	95-8202	-	70-1761	71-1761
Forester (with DVD based nav)	2009	2013	99-8902	99-8902	99-8902	95-8902	-	70-8901	71-8901
Forester without OE nav	2009	2013	99-8902	99-8902	99-8902	95-8902	-	70-7552	71-7552
Forester	2005	2008	98-8999	98-8999	98-8999	99-9999 (B)	-	70-8901	71-8901
Forester	1998	2004	98-8999	98-8999	98-8999	99-9999 (B)	-	70-8901	71-8901
GL, DL Hatchback	1981	1985	99-8900	N/A	N/A	N/A	N/A	70-1692	71-1692
GL, DL Hatchback	1986	1989	99-8900	N/A	N/A	N/A	N/A	70-8900	N/A
GL, DL, RX	1985	1989	99-8900	N/A	N/A	N/A	N/A	70-8900	N/A

FOOTNOTES:

- (A) Please refer to the AXESS application chart/catalog for other interfaces available.
- (B) To be used along with the factory brackets.
- (C) Use 98-9306 along with the kit if equipped with heated seats. (U.S. models only)
- (D) Along with part number AX-GMLAN09EXT.
- (E) AX-HYKIA1-SWC available for BlueLink equipped vehicles.

(F) Bose amp only.

(G) Along with part number AX-GMLAN010EXT

(P) Available in multiple colors. Please check with your Salesperson for the available color options.

~~XXXX~~ A cross-through denotes part no longer available through Metra

APPLICATIONS

INTO CAR	TURBO WIRE CONT.		ANTENNA ADAPTERS		ANTENNA WORKS®	
	AMPLIFIED INTO RADIO	BYPASS	OE ANTENNA TO AFRMKT. RADIO	OE RADIO TO AFRMKT. ANTENNA	FIXED ANTENNA	POWER ANTENNA
N/A	N/A	N/A	40-GM10	40-GM21	44-RM22B	N/A
N/A	N/A	N/A	40-GM10	40-GM20	44-RM22B	N/A
GMOS-LAN-04 (A)	71-2104	N/A	40-CR10	40-CR20	44-GM935?	N/A
GMOS-LAN-02 (A)	71-2105	N/A	40-CR10	40-CR20	?	N/A
N/A	N/A	N/A	40-CR10	40-CR20	44-CR88?	N/A
70-2102	71-2102	70-2052	N/R	N/R	44-CR88?	N/A
70-2002	71-2102	70-2052	N/R	N/R	44-CR88?	N/A
N/A	N/A	70-2052	N/R	N/R	44-CR88	N/A
N/A	N/A	N/A	40-LX11	40-LX21	44-UA46	N/A
N/A	N/A	N/A	40-LX11	40-LX21	N/A	N/A
N/A	N/A	N/A	N/R	N/R	44-UA46	N/A
N/A	N/A	N/A	40-LX11	40-LX21	44-UA46	N/A
N/A	N/A	N/A	N/R	N/R	44-UA46	N/A
N/A	N/A	N/A	N/R	N/R	44-UA46	N/A
N/A	N/A	N/A	N/R	N/R	44-UA30	N/A
N/A	N/A	N/A	N/R	N/R	44-UA30	N/A
N/A	N/A	N/A	N/R	N/R	44-UA30	N/A
N/A	N/A	N/A	N/A	N/A	N/A	N/A
N/A	N/A	N/A	40-VW10	40-VW20	N/A	N/A
no amp option	no amp option	no amp option	40-VW10	40-VW20	N/A	N/A
N/A	N/A	N/A	N/R	N/R	44-GM935	44-PWZZ
N/A	N/A	N/A	N/R	N/R	44-GM935	44-PWZZ
N/A	N/A	N/A	N/A	N/A	N/A	N/A
no amp option	no amp option	no amp option	N/R	N/R	STD IMPREZA TYPE	N/A
N/A	N/A	N/A	N/R	N/R	44-TY19B	N/A
N/A	N/A	N/A	N/R	N/R	44-UP21	N/A
N/A	N/A	N/A	N/R	N/R	44-UP21	N/A
70-1761	71-1761	N/A	40-LX11	40-LX21	N/A	N/A
70-1761	71-1761	N/A	40-LX11	40-LX21	44-UA46	N/A
N/A	N/A	N/A	40-LX11	40-LX21	IN GLASS	N/A
N/A	N/A	N/A	40-LX11	40-LX21	IN GLASS	N/A
N/A	N/A	N/A	40-LX11	40-LX21	IN GLASS	N/A
N/A	N/A	N/A	40-LX11	40-LX21	N/A	N/A
N/A	N/A	N/A	N/R	N/R	N/A	N/A
N/A	N/A	N/A	N/R	N/R	STD IMPREZA TYPE	N/A
no amp option	no amp option	no amp option	40-SB10	40-SB20	STD IMPREZA TYPE	N/A
N/A	N/A	N/A	N/R	N/R	STD IMPREZA TYPE	N/A
no amp option	no amp option	no amp option	N/R	N/R	IN GLASS	N/A
no amp option	no amp option	no amp option	N/R	N/R	44-CR88	N/A
N/A	N/A	N/A	N/R	N/R	44-TY18	N/A
N/A	N/A	N/A	N/R	N/R	44-GM93	N/A
N/A	N/A	N/A	N/R	N/R	44-TY18	N/A

OTHER ANTENNA OPTIONS AVAILABLE:

UNIVERSAL AMPLIFIED ANTENNA: UA20, UA30, UA40, UA50, UA60, UA200

UNIVERSAL PILLAR MOUNT: UP21, UP58

UNIVERSAL SIDE MOUNT: US401, US502, US71

UNIVERSAL FOR LARGE HOLE 1" (25mm): FD80, FD81, FD81B, FD810, GM935, GM935B, UL08, UL10, UL105, UL105B, US03R, US07R, US13, US13B, US14, US20, US30, US30B, UT03R, UT06R, UT10, UT10B, UT183, UT30, UT30B, UT31, UT391, UT391B

UNIVERSAL FOR SMALL HOLES 3/4" (19mm): UL09, UL105, UL105B, UL15, UL15B, UT91, UT91B, UT391, UT391B, UT925B - UI MODELS NORMALLY REQUIRE 9" (23cm) UNDER FENDER CLEARANCE.

@: Applicable only when replacing an existing power antenna (Use of existing antenna base and mounting hardware required or select power antenna base kit for new installation.)

#: Major modification may be required depending on vehicle (Examples: Removal of previous antenna mounting brackets; drilling or cutting to gain access to antenna mounting area or removal of sub fender)

APPLICATIONS

MAKE/MODEL	YEAR		TURBO KITS			DOUBLE-DIN		TURBO WIRE NON-AMPLIFIED	
			OPTION 1	OPTION 2	OPTION 3	OPTION 1	OPTION 2	OPTION 1 INTO CAR	OPTION 2 INTO RADIO
SATURN									
GL, DL	1981	1984	99-8900	N/A	N/A	N/A	N/A	N/A	N/A
Impreza	2017	2019	99-8908HG	99-8908HG	99-8908HG	95-8908HG	95-8908HG	70-1761	71-1761
Impreza	2015	2016	99-8907HG	99-8907HG	99-8907HG	95-8907HG	-	70-1761	71-1761
Impreza (with nav)	2012	2014	N/A	N/A	N/A	95-8202	-	70-1761	71-1761
Impreza (without nav)	2012	2014	99-8905B	99-8905B	99-8905B	95-8905B	-	70-7552	71-7552
Impreza (with nav)	2008	2011	99-8902	99-8902	99-8902	95-8902	-	70-8901	71-8901
Impreza (without nav)	2008	2011	99-8902	99-8902	99-8902	95-8902	-	70-7552	71-7552
Impreza	1993	2007	98-8999	98-8999	98-8999	99-9999 (B)	-	70-8901	71-8901
Impreza Outback Sport (with nav)	2011	2011	99-8902	99-8902	99-8902	95-8902	-	70-8901	71-8901
Impreza Outback Sport (without nav)	2011	2011	99-8902	99-8902	99-8902	95-8902	-	70-7552	71-7552
Impreza WRX (with nav)	2013	2014	N/A	N/A	N/A	95-8202	-	70-1761	71-1761
Impreza WRX (without nav)	2013	2014	99-8902	99-8902	99-8902	95-8902	-	70-7552	71-7552
Impreza WRX STI (with nav)	2008	2012	99-8902	99-8902	99-8902	95-8902	-	70-8901	71-8901
Impreza WRX STI (without nav)	2008	2012	99-8902	99-8902	99-8902	95-8902	-	70-7552	71-7552
Justy	1987	1994	99-8900	N/A	N/A	N/A	N/A	70-1780	N/A
Legacy (all except 2.5i)	2018	2018	99-8909	99-8909	99-8909	95-8909	-	70-1761	71-1761
Legacy (2.5i)	2018	2018	99-8906HG	99-8906HG	99-8906HG	95-8906HG	-	70-1761	71-1761
Legacy	2015	2017	99-8906HG	99-8906HG	99-8906HG	95-8906HG	-	70-1761	71-1761
Legacy (w/ nav)	2013	2014	N/A	N/A	N/A	N/A	N/A	N/A	N/A
Legacy (w/o nav) (w/ factory amp)	2012	2014	99-8903B	99-8903B	99-8903B	95-8903B	-	N/A	N/A
Legacy (w/o nav) (w/o factory amp) (display radio)	2012	2014	99-8903B	99-8903B	99-8903B	95-8903B	-	70-1761	71-1761
Legacy (w/o nav) (w/o factory amp) (base radio)	2012	2014	99-8903B	99-8903B	99-8903B	95-8903B	-	70-7552	71-7552
Legacy (w/ nav)	2010	2012	N/A	N/A	N/A	N/A	N/A	N/A	N/A
Legacy (w/o nav)	2010	2011	99-8903B	99-8903B	99-8903B	95-8903B	-	70-7552	71-7552
Legacy 2.5 GT / 2.5 Limited (w/ auto climate controls)	2005	2009	N/A	N/A	N/A	N/A	N/A	N/A	N/A
Legacy 2.5i (w/o auto climate controls)	2005	2009	99-8901	99-8901	99-8901	95-8901	-	70-8901	71-8901
Legacy	1995	2004	98-8999	98-8999	98-8999	99-9999 (B)	-	70-8901	71-8901
Legacy	1990	1994	99-8900	99-8900	99-8900	99-9999 (B)	N/A	70-1780	N/A
Legacy Outback	1995	1999	98-8999	98-8999	98-8999	99-9999 (B)	-	70-8901	71-8901
Legacy Wagon	1990	1999	N/A	N/A	N/A	N/A	N/A	70-8901	71-8901
Loyale	1990	1994	99-8900	N/A	N/A	N/A	N/A	70-1780	N/A
Outback (all except 2.5i)	2018	2018	99-8909	99-8909	99-8909	95-8909	-	70-1761	71-1761
Outback (2.5i)	2018	2018	99-8906HG	99-8906HG	99-8906HG	95-8906HG	-	70-1761	71-1761
Outback	2015	2017	99-8906HG	99-8906HG	99-8906HG	95-8906HG	-	70-1761	71-1761
Outback (w/ nav)	2013	2014	N/A	N/A	N/A	N/A	N/A	N/A	N/A
Outback (w/o nav) (w/ factory amp)	2012	2014	99-8903B	99-8903B	99-8903B	95-8903B	-	N/A	N/A
Outback (w/o nav) (w/o factory amp) (display radio)	2012	2014	99-8903B	99-8903B	99-8903B	95-8903B	-	70-1761	71-1761
Outback (w/o nav) (w/o factory amp) (base radio)	2012	2014	99-8903B	99-8903B	99-8903B	95-8903B	-	70-7552	71-7552
Outback (w/ nav)	2010	2012	N/A	N/A	N/A	N/A	N/A	N/A	N/A
Outback (w/o nav)	2010	2011	99-8903B	99-8903B	99-8903B	95-8903B	-	70-7552	71-7552
Outback 2.5 GT / 2.5 Limited (w/ auto climate controls)	2005	2009	N/A	N/A	N/A	N/A	N/A	N/A	N/A
Outback 2.5i (w/o auto climate controls)	2005	2009	99-8901	99-8901	99-8901	95-8901	N/A	70-8901	71-8901
Outback	2000	2004	98-8999	98-8999	98-8999	99-9999 (B)	-	70-8901	71-8901
Outback	1998	1999	98-8999	98-8999	98-8999	99-9999 (B)	-	70-8901	71-8901
Outback Sport	2005	2006	98-8999	98-8999	98-8999	99-9999 (B)	-	70-8901	71-8901
SVX	1992	1997	N/A	N/A	N/A	N/A	N/A	N/A	N/A

FOOTNOTES:

- (A) Please refer to the AXCESS application chart/catalog for other interfaces available.
- (B) To be used along with the factory brackets.
- (C) Use 98-9306 along with the kit if equipped with heated seats. (U.S. models only)
- (D) Along with part number AX-GMLAN09EXT.
- (E) AX-HYK1A1-SWC available for BlueLink equipped vehicles.

(F) Bose amp only.

(G) Along with part number AX-GMLAN010EXT

(P) Available in multiple colors. Please check with your Salesperson for the available color options.

~~XXXX~~ A cross-through denotes part no longer available through Metra

APPLICATIONS

INTO CAR	TURBO WIRE CONT.		ANTENNA ADAPTERS		ANTENNA WORKS®	
	AMPLIFIED INTO RADIO	BYPASS	OE ANTENNA TO AFTRMKT. RADIO	OE RADIO TO AFTRMKT. ANTENNA	FIXED ANTENNA	POWER ANTENNA
N/A	N/A	N/A	N/R	N/R	44-TY18	N/A
N/A	N/A	N/A	40-LXT1	40-LXZ1	N/A	N/A
N/A	N/A	N/A	40-LXT1	40-LXZ1	IN GLASS	N/A
N/A	N/A	N/A	40-LXT1	40-LXZ1	N/A	N/A
N/A	N/A	N/A	N/R	N/R	N/A	N/A
no amp option	no amp option	no amp option	40-SB10	40-SB20	44-UA46	N/A
N/A	N/A	N/A	N/R	N/R	HAVE SAMPLE	N/A
no amp option	no amp option	no amp option	N/R	N/R	44-TY205	N/A
no amp option	no amp option	no amp option	40-SB10	40-SB20	N/A	N/A
N/A	N/A	N/A	N/R	N/R	N/A	N/A
N/A	N/A	N/A	40-LXT1	40-LXZ1	44-UA46	N/A
N/A	N/A	N/A	N/R	N/R	N/A	N/A
no amp option	no amp option	no amp option	40-SB10	40-SB20	44-UA46	N/A
N/A	N/A	N/A	N/R	N/R	HAVE SAMPLE	N/A
N/A	N/A	N/A	N/R	N/R	N/A	N/A
N/A	N/A	N/A	40-LXT1	40-LXZ1	IN GLASS	N/A
no amp option	no amp option	no amp option	40-LXT1	40-LXZ1	IN GLASS	N/A
N/A	N/A	N/A	40-LXT1	40-LXZ1	IN GLASS	N/A
N/A	N/A	N/A	N/A	N/A	N/A	N/A
70-8902	N/A	N/A	40-LXT1	40-LXZ1	IN GLASS	N/A
no amp option	no amp option	N/A	40-LXT1	40-LXZ1	IN GLASS	N/A
no amp option	no amp option	N/A	40-N111	40-N122	IN GLASS	N/A
N/A	N/A	N/A	N/A	N/A	N/A	N/A
N/A	N/A	N/A	40-SB10	40-SB20	IN GLASS	N/A
N/A	N/A	N/A	40-SB10	40-SB20	IN GLASS	N/A
no amp option	no amp option	no amp option	40-SB10	40-SB20	IN GLASS	N/A
no amp option	no amp option	no amp option	N/R	N/R	44-MZ62	N/A
N/A	N/A	N/A	N/R	N/R	44-GM935	44-PWZ2
no amp option	no amp option	no amp option	N/R	N/R	44-MZ62	N/A
no amp option	no amp option	no amp option	N/R	N/R	44-MZ62	N/A
N/A	N/A	N/A	N/R	N/R	44-TY205	N/A
N/A	N/A	N/A	40-LXT1	40-LXZ1	IN GLASS	N/A
no amp option	no amp option	no amp option	40-LXT1	40-LXZ1	IN GLASS	N/A
N/A	N/A	N/A	40-LXT1	40-LXZ1	IN GLASS	N/A
N/A	N/A	N/A	N/A	N/A	N/A	N/A
70-8902	N/A	N/A	40-LXT1	40-LXZ1	IN GLASS	N/A
no amp option	no amp option	N/A	40-LXT1	40-LXZ1	IN GLASS	N/A
no amp option	no amp option	N/A	40-N111	40-N121	IN GLASS	N/A
N/A	N/A	N/A	N/A	N/A	N/A	N/A
N/A	N/A	N/A	40-SB10	40-SB20	IN GLASS	N/A
N/A	N/A	N/A	40-SB10	40-SB20	IN GLASS	N/A
no amp option	no amp option	no amp option	40-SB10	40-SB20	IN GLASS	N/A
no amp option	no amp option	no amp option	N/R	N/R	44-MZ62	44-PWZ2
no amp option	no amp option	no amp option	N/R	N/R	N/A	N/A
no amp option	no amp option	no amp option	N/R	N/R	44-MZ62	44-PWZ2
N/A	N/A	N/A	N/R	N/R	44-GM935	44-PWZ2

OTHER ANTENNA OPTIONS AVAILABLE:

UNIVERSAL AMPLIFIED ANTENNA: UA20, UA30, UA40, UA50, UA60, UA200

UNIVERSAL PILLAR MOUNT: UP21, UP58

UNIVERSAL SIDE MOUNT: US401, US502, US71

UNIVERSAL FOR LARGE HOLE 1" (25mm): FD80, FD81, FD81B, FD810, GM935, GM935B, UL08, UL10, UL105, UL105B, US03R, US07R, US13, US13B, US14, US20, US30, US30B, UT03R, UT06R, UT10, UT10B, UT183, UT30, UT30B, UT31, UT391, UT391B

UNIVERSAL FOR SMALL HOLES 3/4" (19mm): UL09, UL105, UL105B, UL15, UL15B, UT91, UT91B, UT391, UT391B, UT925B - UI MODELS NORMALLY REQUIRE 9" (23cm) UNDER FENDER CLEARANCE.

@: Applicable only when replacing an existing power antenna (Use of existing antenna base and mounting hardware required or select power antenna base kit for new installation.)

#: Major modification may be required depending on vehicle (Examples: Removal of previous antenna mounting brackets; drilling or cutting to gain access to antenna mounting area or removal of sub fender)

APPLICATIONS

MAKE/MODEL	YEAR		TURBO KITS			DOUBLE-DIN		TURBO WIRE NON-AMPLIFIED	
			OPTION 1	OPTION 2	OPTION 3	OPTION 1	OPTION 2	OPTION 1 INTO CAR	OPTION 2 INTO RADIO
SATURN									
Tribeca	2008	2012	N/A	N/A	N/A	N/A	N/A	N/A	N/A
WRX	2016	2018	99-8907HG	99-8907HG	99-8907HG	95-8907HG	-	70-1761	71-1761
WRX (w/ nav)	2015	2015	N/A	N/A	N/A	95-8202	-	N/A	N/A
WRX (w/o nav)	2015	2015	99-8905B	99-8905B	99-8905B	95-8905B	-	70-7552	71-7552
XT Coupe	1985	1990	N/A	N/A	N/A	N/A	N/A	N/A	N/A
XV Crosstrek	2015	2015	99-8907HG	99-8907HG	99-8907HG	95-8907HG	-	70-1761	71-1761
XV Crosstrek (w/ nav)	2013	2014	N/A	N/A	N/A	95-8202	-	70-1761	71-1761
XV Crosstrek (w/o nav)	2013	2014	99-8905B	99-8905B	99-8905B	95-8905B	-	70-7552	71-7552
SUZUKI									
Aerio	2005	2007	99-7952	99-7952	99-7952	N/A	N/A	70-1721	71-1721
Aerio Sedan	2003	2004	99-7950	99-7950	99-7950	N/A	N/A	70-1721	71-1721
Aerio 5-door	2003	2004	99-7950	99-7950	99-7950	N/A	N/A	70-1721	71-1721
Aerio Sedan	2002	2002	99-2009	99-3410	99-2011	99-2011	-	70-1721	71-1721
Aerio 5-door	2002	2002	99-2009	99-3410	99-2011	99-2011	-	70-1721	71-1721
Esteem	1995	2003	99-2009	99-3410	99-2011	99-2011	-	70-7992	71-7992
Equator Crew Cab (black dash)	2009	2011	99-7428B	99-7428B	99-7428B	99-7428B	-	70-7552	71-7552
Equator Crew Cab (gray dash)	2009	2011	99-7428G	99-7428G	99-7428G	99-7428G	-	70-7552	71-7552
Equator (extended cab)	2009	2011	99-7581	99-7581	99-7635	99-7635	99-7581	70-7550	71-7550
Forenza	2004	2008	99-7951	99-7951	99-7951	95-7951	-	70-8405	71-8405
Grand Vitara	2006	2011	99-7953	99-7953	99-7953	95-7953	-	70-1721	71-1721
Grand Vitara	2003	2005	99-7950	99-7950	99-7950	N/A	N/A	70-1721	71-1721
Grand Vitara	1999	2002	99-2009	99-3410	99-2011	99-2011	-	70-7992	71-7992
Kizashi	2010	2013	N/A	N/A	N/A	95-7955	-	70-1721	71-1721
Reno	2005	2008	99-7951	99-7951	99-7951	95-7951	-	70-8405	71-8405
Samurai	1995	1995	N/A	N/A	N/A	N/A	N/A	70-7992	71-7992
Samurai	1986	1994	N/A	N/A	N/A	N/A	N/A	70-7991	N/A
Sidekick	1996	1998	99-2009	99-3410	99-2011	99-2011	-	70-7992	71-7992
Sidekick	1992	1995	99-2009	99-3410	99-2011	99-2011	-	70-7991	N/A
Sidekick	1989	1991	DIN opening	N/A	N/A	N/A	N/A	70-7991	N/A
Swift	1995	2001	99-3411	N/A	N/A	N/A	N/A	70-1782	71-1782
Swift	1992	1994	99-2003	99-3410	99-2011	99-2011	-	70-1782	71-1782
Swift	1989	1991	DIN opening	DIN opening	DIN opening	N/A	N/A	70-7991	N/A
SX4	2007	2013	99-7954	99-7954	99-7954	99-7954	-	70-1721	71-1721
Verona	2004	2007	99-7951	99-7951	99-7951	95-7951	-	70-8405	71-8405
Vitara	1999	2004	99-2003	99-3410	99-2011	99-2011	-	70-2003	71-2003-1
XL-7	2007	2009	99-3305	99-3305	99-3305	95-3305	-	GMOS-LAN-01 (A)	71-2105
XL-7	2003	2006	99-7950	99-7950	99-7950	N/A	N/A	70-1721	71-1721
XL-7	2001	2002	99-2009	99-3410	99-2011	99-2011	-	70-7992	71-7992
X90	1996	1999	DIN opening	DIN opening	DIN opening	N/A	N/A	70-7992	71-7992
TOYOTA									
4-Runner	2014	2017	-	99-8227CHG	99-8227S	99-8227S	99-8227CHG	70-1761	71-1761
4-Runner	2010	2013	99-8227S	99-8227S	99-8227S	99-8227S	-	70-1761	71-1761
4-Runner (with RDS JBL radio)	2003	2009	99-8210	99-8210	99-8210	95-8210	-	N/A	N/A
4-Runner (without RDS JBL radio)	2003	2009	99-8206	99-8206	99-8206	95-8202	-	70-1761	71-1761
4-Runner	2000	2002	99-8101	88-00-8000	99-8104	99-8104	99-9999 (B)	70-1761	71-1761
4-Runner	1996	1999	99-8101	88-00-8000	99-8104	99-8104	99-9999 (B)	70-1761	71-1761

FOOTNOTES:

- (A) Please refer to the AXCESS application chart/catalog for other interfaces available.
- (B) To be used along with the factory brackets.
- (C) Use 98-9306 along with the kit if equipped with heated seats. (U.S. models only)
- (D) Along with part number AX-GMLAN09EXT.
- (E) AX-HYKIA1-SWC available for BlueLink equipped vehicles.

(F) Bose amp only.

(G) Along with part number AX-GMLAN010EXT

(P) Available in multiple colors. Please check with your Salesperson for the available color options.

~~XXXX~~ A cross-through denotes part no longer available through Metra

APPLICATIONS

INTO CAR	TURBO WIRE CONT.		ANTENNA ADAPTERS		ANTENNA WORKS®	
	AMPLIFIED INTO RADIO	BYPASS	OE ANTENNA TO AFRMKT. RADIO	OE RADIO TO AFRMKT. ANTENNA	FIXED ANTENNA	POWER ANTENNA
N/A	N/A	N/A	40-SB10	40-SB20	N/A	N/A
N/A	N/A	N/A	40-LX11	40-LX21	IN GLASS	N/A
N/A	N/A	N/A	40-LX11	40-LX21	N/A	N/A
N/A	N/A	N/A	N/R	N/R	N/A	N/A
N/A	N/A	N/A	N/R	N/R	44-UL15	44-PW530
N/A	N/A	N/A	40-LX11	40-LX21	IN GLASS	N/A
N/A	N/A	N/A	40-LX11	40-LX21	N/A	N/A
N/A	N/A	N/A	N/R	N/R	N/A	N/A
N/A	N/A	N/A	N/R	N/R	44-UA30	N/A
N/A	N/A	N/A	N/R	N/R	IN GLASS	N/A
N/A	N/A	N/A	N/R	N/R	44-UA30	N/A
N/A	N/A	N/A	N/R	N/R	IN GLASS	N/A
N/A	N/A	N/A	N/R	N/R	44-UA30	N/A
N/A	N/A	N/A	N/R	N/R	44-GM66	N/A
N/A	N/A	N/A	40-NI12	40-NI22	SEE FRONTIER	N/A
N/A	N/A	N/A	40-NI12	40-NI22	SEE FRONTIER	N/A
N/A	N/A	N/A	N/R	N/R	SEE FRONTIER	N/A
N/A	N/A	N/A	N/R	N/R	IN GLASS	N/A
N/A	N/A	N/A	N/R	N/R	44-UA30	N/A
N/A	N/A	N/A	N/R	N/R	?	N/A
N/A	N/A	N/A	N/R	N/R	44-GM67	N/A
N/A	N/A	N/A	40-HD10	40-HD20	N/A	N/A
N/A	N/A	N/A	N/R	N/R	IN GLASS	N/A
N/A	N/A	N/A	N/R	N/R	44-UP21	N/A
N/A	N/A	N/A	N/R	N/R	44-UP21	N/A
N/A	N/A	N/A	N/R	N/R	44-GM67	N/A
N/A	N/A	N/A	N/R	N/R	44-GM67	N/A
N/A	N/A	N/A	N/R	N/R	44-GM67	N/A
N/A	N/A	N/A	N/R	N/R	44-GM66	N/A
N/A	N/A	N/A	N/R	N/R	44-GM66	N/A
N/A	N/A	N/A	N/R	N/R	44-GM66	N/A
N/A	N/A	N/A	N/R	N/R	44-GM66	N/A
70-1721	71-1721	N/A	N/R	N/R	44-UA46	N/A
N/A	N/A	N/A	N/R	N/R	IN GLASS	N/A
N/A	N/A	N/A	N/R	N/R	44-GM67	N/A
GMOS-LAN-02 (A)	71-2105	N/A	40-CR10	40-CR20	44-UA42	N/A
N/A	N/A	N/A	N/R	N/R	44-TY21B	N/A
N/A	N/A	N/A	N/R	N/R	44-GM67	N/A
N/A	N/A	N/A	N/R	N/R	?	N/A
TYT0-02	N/A	N/A	40-LX11	40-LX21	44-UA46	N/A
TYT0-01 (A)	71-8113	N/A	N/R	N/R	44-UA46	N/A
TYT0-01 (A)	71-8113	70-8117	N/R	N/R	IN GLASS	N/A
TYT0-01 (A)	71-8113	70-8117	N/R	N/R	IN GLASS	N/A
70-8113	71-8113	N/A	N/R	N/R	N/A	N/A
70-8112	71-8112	N/A	N/R	N/R	N/A	N/A

OTHER ANTENNA OPTIONS AVAILABLE:

UNIVERSAL AMPLIFIED ANTENNA: UA20, UA30, UA40, UA50, UA60, UA200

UNIVERSAL PILLAR MOUNT: UP21, UP58

UNIVERSAL SIDE MOUNT: US401, US502, US71

UNIVERSAL FOR LARGE HOLE 1" (25mm): FD80, FD81, FD81B, FD810, GM935, GM935B, UL08, UL10, UL105, UL105B, US03R, US07R, US13, US13B, US14, US20, US30, US30B, UT03R, UT06R, UT10, UT10B, UT183, UT30, UT30B, UT31, UT391, UT391B

UNIVERSAL FOR SMALL HOLES 3/4" (19mm): UL09, UL105, UL105B, UL15, UL15B, UT91, UT91B, UT391, UT391B, UT925B - UI MODELS NORMALLY REQUIRE 9" (23cm) UNDER FENDER CLEARANCE.

@: Applicable only when replacing an existing power antenna (Use of existing antenna base and mounting hardware required or select power antenna base kit for new installation.)

#: Major modification may be required depending on vehicle (Examples: Removal of previous antenna mounting brackets; drilling or cutting to gain access to antenna mounting area or removal of sub fender)

APPLICATIONS

MAKE/MODEL	YEAR	SINGLE-DIN			TURBO KITS		DOUBLE-DIN		TURBO WIRE NON-AMPLIFIED	
		OPTION 1	OPTION 2	OPTION 3	OPTION 1	OPTION 2	OPTION 1 INTO CAR	OPTION 2 INTO RADIO		
TOYOTA										
4-Runner	1992	1995	99-8101	88-00-8000	99-8104	99-8104	99-9999 (B)	70-1761	71-1761	
4-Runner	1989	1991	99-8101	88-00-8000	99-8104	99-8104	99-9999 (B)	70-1761	71-1761	
4-Runner	1987	1988	99-8101	88-00-8000	99-8104	99-8104	99-9999 (B)	70-1761	71-1761	
4-Runner	1984	1986	99-8101	88-00-8000	99-8104	99-8104	99-9999 (B)	70-1398	71-1398	
Avalon	2019	2019	N/A	N/A	N/A	N/A	N/A	N/A	N/A	
Avalon (with upper model nav)	2013	2018	N/A	N/A	N/A	N/A	N/A	N/A	N/A	
Avalon (with lower model nav)	2013	2016	99-8244HG	99-8244HG	99-8244HG	99-8244HG	N/A	70-1761	71-1761	
Avalon (without nav)	2013	2016	99-8244HG	99-8244HG	99-8244HG	99-8244HG	-	70-1761	71-1761	
Avalon (with nav)	2011	2012	99-8263HG	99-8263HG	99-8263HG	99-8263HG	N/A	N/A	N/A	
Avalon (without nav)	2011	2012	99-8233B	99-8233B	99-8233B	99-8233B	-	70-1761	71-1761	
Avalon (with JBL amp)	2005	2010	99-8215	99-8215	99-8215	95-8215S	-	N/A	N/A	
Avalon (without JBL amp)	2005	2010	99-8215	99-8215	99-8215	95-8215S	-	70-1761	71-1761	
Avalon	2000	2004	99-8211	99-8211	99-8211	95-8211	-	70-1761	71-1761	
Avalon	1995	1999	88-00-8000	88-00-8000	88-00-8000	99-9999 (B)	-	70-1761	71-1761	
C-HR	2019	2019	N/A	N/A	N/A	N/A	-	N/A	N/A	
C-HR	2018	2018	99-8265HG	99-8265HG	99-8265HG	95-8265HG	-	70-1761	71-1761	
Camry	2018	2018	99-8266BLHG	99-8266BLHG	99-8266BLHG	99-8266BLHG	-	70-1765	N/A	
Camry	2015	2016	99-8249	99-8249	99-8249	99-8249	-	70-1761	71-1761	
Camry	2014	2014	99-8232B	99-8232B	99-8232B	99-8232B	-	70-1761	71-1761	
Camry (with nav)	2012	2013	99-8232B	99-8232B	99-8232B	99-8232B	-	70-1761	71-1761	
Camry (without nav)	2012	2013	99-8232B	99-8232B	99-8232B	99-8232B	-	70-1761	71-1761	
Camry	2007	2011	99-8218	99-8218	99-8218	95-8218S	-	70-1761	71-1761	
Camry (with factory nav)	2002	2006	N/A	N/A	N/A	95-8202	-	70-1761	71-1761	
Camry (without factory nav)	2002	2006	99-8231	99-8231	99-8231	99-8231	-	70-1761	71-1761	
Camry	2000	2001	N/A	88-00-8000	N/A	99-9999 (B)	-	70-1761	71-1761	
Camry	1997	1999	N/A	88-00-8000	N/A	99-9999 (B)	-	70-1761	71-1761	
Camry DX	1992	1996	N/A	88-00-8000	N/A	99-9999 (B)	-	70-1761	71-1761	
Camry LE	1992	1996	N/A	88-00-8000	N/A	99-9999 (B)	-	70-1761	71-1761	
Camry	1989	1991	99-8101	88-00-8000	99-8104	99-8104	99-9999 (B)	70-1761	71-1761	
Camry	1987	1988	99-8101	88-00-8000	99-8104	99-8104	99-9999 (B)	70-1761	71-1761	
Camry	1983	1986	N/A	99-8100	99-8100	N/A	N/A	70-1398	71-1398	
Camry Solara (black dash)	2004	2008	99-8212	99-8212	99-8212	N/A	N/A	70-1761	71-1761	
Camry Solara (silver dash)	2004	2008	99-8212S	99-8212S	99-8212S	95-8212	-	70-1761	71-1761	
Camry Solara	2000	2003	N/A	88-00-8000	N/A	99-9999 (B)	-	70-1761	71-1761	
Camry Solara	1999	2003	N/A	88-00-8000	N/A	99-9999 (B)	-	70-1761	71-1761	
Camry Wagon	1992	1996	N/A	88-00-8000	N/A	99-9999 (B)	-	70-1761	71-1761	
Celica	2000	2005	99-8202	99-8201	99-8202	95-8202	-	70-1761	71-1761	
Celica	1994	1999	N/A	N/A	N/A	N/A	N/A	70-1761	71-1761	
Celica	1990	1993	99-8101	99-8100	99-8104	99-8104	99-9999 (B)	70-1761	71-1761	
Celica	1987	1989	99-8101	99-8100	99-8104	99-8104	99-9999 (B)	70-1761	71-1761	
Celica	1986	1986	99-8101	99-8100	99-8104	99-8104	99-9999 (B)	70-1398	71-1398	
Celica (ST/GT/Supra/GT-S)	1982	1985	N/A	99-8100	99-8100	99-9999 (B)	-	70-1398	71-1398	
Corolla	2017	2019	99-8262HG	99-8262HG	99-8262HG	95-8262HG	N/A	70-1761	71-1761	
Corolla	2014	2016	99-8245CHG	95-8245CHG	99-8245CHG	99-8245CHG	-	70-1761	71-1761	
Corolla	2012	2013	99-8223	99-8223	99-8223	95-8223	-	70-1761	71-1761	
Corolla	2009	2011	99-8223	99-8223	99-8223	95-8223	-	70-1761	71-1761	

FOOTNOTES:

- (A) Please refer to the AXCESS application chart/catalog for other interfaces available.
- (B) To be used along with the factory brackets.
- (C) Use 98-9306 along with the kit if equipped with heated seats. (U.S. models only)
- (D) Along with part number AX-GMLAN09EXT.
- (E) AX-HYKIA1-SWC available for BlueLink equipped vehicles.

(F) Bose amp only.

(G) Along with part number AX-GMLAN010EXT

(P) Available in multiple colors. Please check with your Salesperson for the available color options.

~~XXXX~~ A cross-through denotes part no longer available through Metra

APPLICATIONS

INTO CAR	TURBO WIRE CONT.		ANTENNA ADAPTERS		ANTENNA WORKS®	
	AMPLIFIED INTO RADIO	BYPASS	OE ANTENNA TO AFRMKT. RADIO	OE RADIO TO AFRMKT. ANTENNA	FIXED ANTENNA	POWER ANTENNA
70-8112	71-8112	N/A	N/R	N/R	44-TY23	44-PW173B
N/A	N/A	N/A	N/R	N/R	44-TY23	44-PW173B
N/A	N/A	N/A	N/R	N/R	N/A	N/A
N/A	N/A	N/A	N/R	N/R	N/A	N/A
N/A	N/A	N/A	N/A	N/A	N/A	N/A
N/A	N/A	N/A	40-LXT1	40-LXZ1	N/A	N/A
TYTO-02	N/A	N/A	40-LXT1	40-LXZ1	N/A	N/A
TYTO-02	N/A	N/A	40-LXT1	40-LXZ1	N/A	N/A
TYTO-01 (A)	71-8113	N/A	N/R	N/R	IN GLASS	N/A
N/A	N/A	N/A	N/R	N/R	IN GLASS	N/A
TYTO-01 (A)	71-8113	N/A	N/R	N/R	IN GLASS	N/A
N/A	N/A	N/A	N/R	N/R	IN GLASS	N/A
70-8113	71-8113	70-8116	N/R	N/R	IN GLASS	N/A
70-8112	71-8112	N/A	N/R	N/R	IN GLASS	44-PW22
N/A	N/A	N/A	N/A	N/A	N/A	N/A
N/A	N/A	N/A	40-LXT1	40-LXZ1	N/A	N/A
N/A	N/A	N/A	40-LXT1	40-LXZ1	N/A	N/A
TYTO-02	N/A	N/A	40-LXT1	40-LXZ1	IN GLASS	N/A
TYTO-02	N/A	N/A	40-LXT1	40-LXZ1	IN GLASS	N/A
TYTO-02	N/A	N/A	40-LXT1	40-LXZ1	IN GLASS	N/A
TYTO-01 (A)	71-8113	N/A	40-LXT1	40-LXZ1	IN GLASS	N/A
TYTO-01 (A)	71-8113	N/A	N/R	N/R	IN GLASS	N/A
70-8113	71-8113	70-8116	N/R	N/R	IN GLASS	N/A
70-8113	71-8113	70-8116	N/R	N/R	IN GLASS	N/A
70-8112	71-8112	70-8116	N/R	N/R	IN GLASS	44-PW22
70-8112	71-8112	N/A	N/R	N/R	IN GLASS	44-PW22
70-8112	71-8112	N/A	N/R	N/R	44-TY27	N/A
70-8112	71-8112	N/A	N/R	N/R	44-GM935	44-PW22
N/A	N/A	N/A	N/R	N/R	44-TY205	44-PW22
N/A	N/A	N/A	N/R	N/R	N/A	44-PW22
N/A	N/A	N/A	N/R	N/R	44-TY22	44-PW22@
TYTO-01 (A)	71-8113	70-8117	N/R	N/R	IN GLASS	N/A
TYTO-01 (A)	71-8113	70-8117	N/R	N/R	IN GLASS	N/A
70-8113	71-8113	N/A	N/R	N/R	IN GLASS	N/A
N/A	N/A	N/A	N/R	N/R	IN GLASS	N/A
70-8112	71-8112	N/A	N/R	N/R	44-TY18	44-PW22@
70-8113	71-8113	N/A	N/R	N/R	44-GM935	44-PW22
70-8112	71-8112	N/A	N/R	N/R	44-GM935	44-PW22
N/A	N/A	N/A	N/R	N/R	44-UL15	44-PW530
N/A	N/A	N/A	N/R	N/R	44-UL15	44-PW530
N/A	N/A	N/A	N/R	N/R	44-UL15	44-PW530
N/A	N/A	N/A	N/R	N/R	44-CR88	44-PW22@
N/A	N/A	N/A	40-LXT1	40-LXZ1	N/A	N/A
N/A	N/A	N/A	40-LXT1	40-LXZ1	N/A	N/A
N/A	N/A	N/A	40-LXT1	40-LXZ1	IN GLASS	N/A
TYTO-01 (A)	71-8113	N/A	N/R	N/R	IN GLASS	N/A

OTHER ANTENNA OPTIONS AVAILABLE:

UNIVERSAL AMPLIFIED ANTENNA: UA20, UA30, UA40, UA50, UA60, UA200

UNIVERSAL PILLAR MOUNT: UP21, UP58

UNIVERSAL SIDE MOUNT: US401, US502, US71

UNIVERSAL FOR LARGE HOLE 1" (25mm): FD80, FD81, FD81B, FD810, GM935, GM935B, UL08, UL10, UL105, UL105B, US03R, US07R, US13, US13B, US14, US20, US30, US30B, UT03R, UT06R, UT10, UT10B, UT183, UT30, UT30B, UT31, UT391, UT391B

UNIVERSAL FOR SMALL HOLES 3/4" (19mm): UL09, UL105, UL105B, UL15, UL15B, UT91, UT91B, UT391, UT391B, UT925B - UI MODELS NORMALLY REQUIRE 9" (23cm) UNDER FENDER CLEARANCE.

@: Applicable only when replacing an existing power antenna (Use of existing antenna base and mounting hardware required or select power antenna base kit for new installation.)

#: Major modification may be required depending on vehicle (Examples: Removal of previous antenna mounting brackets; drilling or cutting to gain access to antenna mounting area or removal of sub fender)

APPLICATIONS

MAKE/MODEL	YEAR	SINGLE-DIN		TURBO KITS		DOUBLE-DIN		TURBO WIRE NON-AMPLIFIED	
		OPTION 1	OPTION 2	OPTION 3	OPTION 1	OPTION 2	OPTION 1 INTO CAR	OPTION 2 INTO RADIO	
TOYOTA									
Corolla	2003	2008	99-8204	99-8204	99-8204	95-8204	-	70-1761	71-1761
Corolla	1998	2002	99-3413	99-3413	99-3413	99-9999 (B)	-	70-1761	71-1761
Corolla	1993	1997	99-8101	99-8101	99-8104	99-8104	N/A	70-1761	71-1761
Corolla (coupe)	1988	1992	N/A	N/A	99-8136	N/A	N/A	70-1761	71-1761
Corolla (coupe, liftback: GTS/SRS)	1987	1987	99-8101	99-8100	99-8133	N/A	N/A	70-1761	71-1761
Corolla (coupe, liftback: GTS/SRS)	1984	1986	99-8101	99-8100	N/A	N/A	N/A	70-1398	71-1398
Corolla (coupe, liftback: console mount)	1983	1983	99-8100	N/A	N/A	N/A	N/A	70-1398	71-1398
Corolla (coupe, liftback)	1982	1982	99-8100	N/A	N/A	N/A	N/A	N/A	N/A
Corolla (sedan, wagon)	1988	1992	99-8100	99-8101	99-8104	99-8104	N/A	70-1761	71-1761
Corolla (sedan, wagon)	1987	1987	N/A	99-8100	99-8133	N/A	N/A	70-1761	71-1761
Corolla (sedan, wagon)	1984	1986	N/A	99-8100	99-8133	N/A	N/A	70-1398	71-1398
Corolla (sedan, wagon: upper dash mount)	1982	1983	99-8100	N/A	N/A	N/A	N/A	70-1398	71-1398
Corolla FX / FX16	1987	1988	99-8101	99-8100	99-8133	N/A	N/A	70-1761	71-1761
Corolla iM	2017	2018	N/A	N/A	N/A	N/A	N/A	70-1761	71-1761
Cressida	1988	1992	N/A	N/A	N/A	N/A	N/A	N/A	N/A
Cressida: Luxury	1985	1987	N/A	N/A	N/A	N/A	N/A	70-1398	71-1398
Cressida: Luxury	1982	1984	N/A	N/A	N/A	N/A	N/A	N/A	N/A
Cressida	1979	1981	N/A	N/A	N/A	N/A	N/A	N/A	N/A
Cressida Wagon	1982	1985	N/A	N/A	N/A	N/A	N/A	N/A	N/A
Echo	2000	2005	N/A	99-8201	99-8202	95-8202	-	70-1761	71-1761
FJ Cruiser	2011	2014	99-8219	99-8219	99-8219	95-8202	-	70-1761	71-1761
FJ Cruiser	2007	2010	99-8219	99-8219	99-8219	95-8202	-	70-1761	71-1761
Highlander	2014	2016	99-8248B	99-8248B	99-8248B	95-8248B	-	70-1761	71-1761
Highlander	2013	2013	99-8241	99-8241	99-8241	95-8202	-	70-1761	71-1761
Highlander (without nav) (black dash)	2008	2012	99-8222	99-8222	99-8222	99-8222	-	70-1761	71-1761
Highlander (without nav) (brown dash)	2008	2012	99-8222BR	99-8222BR	99-8222BR	99-8222BR	-	70-1761	71-1761
Highlander (with nav)	2001	2007	99-8260B	99-8260B	99-8260B	99-8260B	-	N/A	N/A
Highlander (without nav)	2001	2007	-	99-8268	99-8206	95-8202	99-8268	70-1761	71-1761
Land Cruiser	2001	2012	N/A	N/A	N/A	N/A	N/A	N/A	N/A
Land Cruiser	1997	2000	N/A	88-00-8000	N/A	99-9999 (B)	-	N/A	N/A
Land Cruiser	1993	1996	N/A	88-00-8000	N/A	99-9999 (B)	-	70-1761	71-1761
Land Cruiser	1988	1992	99-8100	88-00-8000	N/A	99-9999 (B)	-	70-1761	71-1761
Land Cruiser	1985	1987	99-8100	99-8100	99-8100	N/A	N/A	70-1398	71-1398
Land Cruiser	1983	1984	99-8100	99-8100	99-8100	N/A	N/A	70-1398	71-1398
Land Cruiser	1982	1982	99-8100	99-8100	99-8100	N/A	N/A	N/A	N/A
Land Cruiser	1975	1981	N/A	N/A	N/A	N/A	N/A	N/A	N/A
Matrix (L trim) (Canada only)	2014	2014	99-8267	99-8267	99-8267	99-8267	-	70-1761	71-1761
Matrix (S trim) (Canada only)	2014	2014	99-8267	99-8267	99-8267	99-8267	-	70-1761	71-1761
Matrix (L trim)	2013	2013	99-8267	99-8267	99-8267	99-8267	-	70-1761	71-1761
Matrix (S trim)	2013	2013	99-8267	99-8267	99-8267	99-8267	-	70-1761	71-1761
Matrix	2011	2012	99-8237S	99-8237S	99-8237S	95-8237S	-	70-1761	71-1761
Matrix (with nav)	2009	2010	N/A	N/A	N/A	95-8202	-	70-1761	71-1761
Matrix (without nav)	2009	2010	99-8224	99-8224	99-8224	95-8224	-	70-1761	71-1761
Matrix	2005	2008	99-8205	99-8205	99-8205	95-8202	-	70-1761	71-1761
Matrix	2003	2004	99-2009	99-8205	99-8205	99-2011	-	70-2003	71-2003-1

FOOTNOTES:

- (A) Please refer to the AXCESS application chart/catalog for other interfaces available.
- (B) To be used along with the factory brackets.
- (C) Use 98-9306 along with the kit if equipped with heated seats. (U.S. models only)
- (D) Along with part number AX-GMLAN09EXT.
- (E) AX-HYKIA1-SWC available for BlueLink equipped vehicles.

(F) Bose amp only.

(G) Along with part number AX-GMLAN010EXT

(P) Available in multiple colors. Please check with your Salesperson for the available color options.

 A cross-through denotes part no longer available through Metra

APPLICATIONS

INTO CAR	TURBO WIRE CONT.		ANTENNA ADAPTERS		ANTENNA WORKS®	
	AMPLIFIED INTO RADIO	BYPASS	OE ANTENNA TO AFTRMKT. RADIO	OE RADIO TO AFTRMKT. ANTENNA	FIXED ANTENNA	POWER ANTENNA
TYTO-01 (A)	71-8113	N/A	N/R	N/R	44-UA30	N/A
N/A	N/A	N/A	N/R	N/R	44-TY205	N/A
N/A	N/A	N/A	N/R	N/R	44-TY205	N/A
N/A	N/A	N/A	N/R	N/R	N/A	N/A
N/A	N/A	N/A	N/R	N/R	44-TY205	N/A
N/A	N/A	N/A	N/R	N/R	44-TY21	N/A
N/A	N/A	N/A	N/R	N/R	44-TY18	N/A
N/A	N/A	N/A	N/R	N/R	44-TY18	N/A
N/A	N/A	N/A	N/R	N/R	44-TY205	N/A
N/A	N/A	N/A	N/R	N/R	44-TY21	N/A
N/A	N/A	N/A	N/R	N/R	44-TY21	N/A
N/A	N/A	N/A	N/R	N/R	44-TY18	N/A
N/A	N/A	N/A	N/R	N/R	44-TY205	N/A
N/A	N/A	N/A	40-LXT1	40-LXZ1	N/A	N/A
N/A	N/A	N/A	N/R	N/R	44-GM935	44-PWZ2
N/A	N/A	N/A	N/R	N/R	44-GM935	44-PWZ2
N/A	N/A	N/A	N/R	N/R	44-GM935	44-PWZ2
N/A	N/A	N/A	N/R	N/R	44-GM935	44-PWZ2
N/A	N/A	N/A	N/R	N/R	44-CR88	44-PWZ2@
N/A	N/A	N/A	N/R	N/R	?	N/A
TYTO-01 (A)	71-8113	N/A	40-LXT1	40-LXZ1	?	N/A
TYTO-01 (A)	71-8113	N/A	N/R	N/R	?	N/A
TYTO-02	N/A	N/A	40-LXT1	40-LXZ1	N/A	N/A
TYTO-01 (A)	71-8113	N/A	40-LXT1	40-LXZ1	IN GLASS	N/A
TYTO-01 (A)	71-8113	N/A	N/R	N/R	IN GLASS	N/A
TYTO-01 (A)	71-8113	N/A	N/R	N/R	IN GLASS	N/A
70-8113	71-8113	70-8116	N/R	N/R	IN GLASS	N/A
70-8113	71-8113	70-8116	N/R	N/R	IN GLASS	N/A
N/A	N/A	70-8116	N/R	N/R	IN GLASS	N/A
70-8112	71-8112	N/A	N/R	N/R	N/A	N/A
70-8112	71-8112	N/A	N/R	N/R	44-GM935	N/A
N/A	N/A	N/A	N/R	N/R	44-GM935	N/A
N/A	N/A	N/A	N/R	N/R	44-GM935	44-PWZ2@
N/A	N/A	N/A	N/R	N/R	44-US30	N/A
N/A	N/A	N/A	N/R	N/R	44-US30	N/A
N/A	N/A	N/A	N/R	N/R	44-US30	N/A
N/A	N/A	N/A	N/R	N/R	44-UA46	N/A
N/A	N/A	N/A	40-LXT1	40-LXZ1	44-UA46	N/A
N/A	N/A	N/A	N/R	N/R	44-UA46	N/A
N/A	N/A	N/A	40-LXT1	40-LXZ1	44-UA46	N/A
TYTO-01 (A)	71-8113	N/A	N/R	N/R	44-UA46	N/A
TYTO-01 (A)	71-8113	N/A	N/R	N/R	44-UA46	N/A
TYTO-01 (A)	71-8113	N/A	N/R	N/R	44-UA46	N/A
TYTO-01 (A)	71-8113	70-8116	40-GM10	40-GM20	44-UA30	N/A
N/A	N/A	N/A	40-GM10	40-GM20	44-UA30	N/A

OTHER ANTENNA OPTIONS AVAILABLE:

UNIVERSAL AMPLIFIED ANTENNA: UA20, UA30, UA40, UA50, UA60, UA200

UNIVERSAL PILLAR MOUNT: UP21, UP58

UNIVERSAL SIDE MOUNT: US401, US502, US71

UNIVERSAL FOR LARGE HOLE 1" (25mm): FD80, FD81, FD81B, FD810, GM935, GM935B, UL08, UL10, UL105, UL105B, US03R, US07R, US13, US13B, US14, US20, US30, US30B, UT03R, UT06R, UT10, UT10B, UT183, UT30, UT30B, UT31, UT391, UT391B

UNIVERSAL FOR SMALL HOLES 3/4" (19mm): UL09, UL105, UL105B, UL15, UL15B, UT91, UT91B, UT391, UT391B, UT925B - UI MODELS NORMALLY REQUIRE 9" (23cm) UNDER FENDER CLEARANCE.

@: Applicable only when replacing an existing power antenna (Use of existing antenna base and mounting hardware required or select power antenna base kit for new installation.)

#: Major modification may be required depending on vehicle (Examples: Removal of previous antenna mounting brackets; drilling or cutting to gain access to antenna mounting area or removal of sub fender)



APPLICATIONS

MAKE/MODEL	YEAR		TURBO KITS			DOUBLE-DIN		TURBO WIRE NON-AMPLIFIED		
			OPTION 1	OPTION 2	OPTION 3	OPTION 1	OPTION 2	OPTION 1 INTO CAR	OPTION 2 INTO RADIO	
TOYOTA										
MR2 Spyder	2000	2003	99-8202	99-8202	99-8202	95-8202	-	70-1761	71-1761	
MR2	1991	1995	99-8101	99-8100	99-8104	99-8104	N/A	70-1761	71-1761	
MR2	1987	1990	99-8100	99-8100	99-8100	N/A	N/A	70-1761	71-1761	
MR2	1985	1986	99-8100	99-8100	99-8100	N/A	N/A	70-1398	71-1398	
Paseo	1996	1997	99-8110	99-8110	99-8110	N/A	N/A	70-1761	71-1761	
Paseo	1992	1995	88-00-8000	88-00-9000	88-00-9006	99-9999 (B)	-	70-1761	71-1761	
Pickup	1989	1995	99-8140	99-8101	99-8104	99-8104	99-9999 (B)	70-1761	71-1761	
Pickup	1987	1988	99-8100	99-8101	99-8104	99-8104	99-9999 (B)	70-1761	71-1761	
Pickup	1984	1986	99-8100	99-8101	99-8104	99-8104	99-9999 (B)	70-1398	71-1398	
Previa Van	1991	1997	N/A	N/A	N/A	N/A	N/A	70-1761	71-1761	
Prius (Four, Four Touring)	2018	2018	N/A	N/A	N/A	N/A	N/A	N/A	N/A	
Prius (One, Two, Three, Three Touring)	2018	2018	99-8264HG	99-8264HG	99-8264HG	95-8264HG	N/A	70-1761	71-1761	
Prius	2016	2017	99-8264HG	99-8264HG	99-8264HG	95-8264HG	-	70-1761	71-1761	
Prius / Prius Plug-In (PHV) (with nav)	2012	2015	99-8226B	99-8226B	99-8226B	95-8226B	-	70-1761	71-1761	
Prius / Prius Plug-In (PHV) (without nav)	2012	2015	99-8226B	99-8226B	99-8226B	95-8226B	-	70-1761	71-1761	
Prius / Prius Plug-in (PHV)	2010	2011	99-8226B	99-8226B	99-8226B	95-8226B	-	70-1761	71-1761	
Prius	2004	2009	99-8240B	99-8240B	99-8213	95-8240B	-	70-1761	71-1761	
Prius	2001	2003	N/A	N/A	N/A	N/A	N/A	N/A	N/A	
Prius C	2018	2018	N/A	N/A	N/A	N/A	N/A	N/A	N/A	
Prius C	2015	2017	99-8259B	99-8259B	99-8259B	95-8259B	-	70-1761	71-1761	
Prius C	2012	2014	99-8239B	99-8239B	99-8239B	95-8239B	-	70-1761	71-1761	
Prius Prime (Advanced, Premium)	2017	2018	N/A	N/A	N/A	N/A	N/A	N/A	N/A	
Prius Prime (Plus)	2017	2018	99-8264HG	99-8264HG	99-8264HG	95-8264HG	-	70-1761	71-1761	
Prius V	2012	2017	99-8243B	99-8243B	99-8243B	95-8243B	-	70-1761	71-1761	
RAV-4	2014.5	2016	99-8242G	99-8242G	99-8242G	95-8242G	-	70-1761	71-1761	
RAV-4	2013	2014.5	99-8242G	99-8242G	99-8242G	95-8242G	-	70-1761	71-1761	
RAV-4	2012	2012	99-8217	99-8217	99-8217	99-8217	-	70-1761	71-1761	
RAV-4	2006	2011	99-8217	99-8217	99-8217	99-8217	-	70-1761	71-1761	
RAV-4	2004	2005	99-8202	99-8202	99-8202	95-8202	-	70-1761	71-1761	
RAV-4	2001	2003	99-8202	99-8202	99-8202	95-8202	-	70-1761	71-1761	
RAV-4	1996	2000	DIN opening	DIN opening	DIN opening	N/A	N/A	70-1761	71-1761	
Sequoia (high gloss black dash)	2014	2016	99-8220HG	99-8220HG	99-8220HG	99-8220HG	-	70-1761	71-1761	
Sequoia (matte black dash)	2014	2016	99-8220	99-8220	99-8220	99-8220	-	70-1761	71-1761	
Sequoia (with nav) (high gloss black dash)	2013	2013	99-8220HG	99-8220HG	99-8220HG	99-8220HG	-	70-1761	71-1761	
Sequoia (with nav) (matte black dash)	2013	2013	99-8220	99-8220	99-8220	99-8220	-	70-1761	71-1761	
Sequoia (without nav) (high gloss black dash)	2013	2013	99-8220HG	99-8220HG	99-8220HG	99-8220HG	-	70-1761	71-1761	
Sequoia (without nav) (matte black dash)	2013	2013	99-8220	99-8220	99-8220	99-8220	-	70-1761	71-1761	
Sequoia (high gloss black dash)	2008	2012	99-8220HG	99-8220HG	99-8220HG	99-8220HG	-	70-1761	71-1761	
Sequoia (matte black dash)	2008	2012	99-8220	99-8220	99-8220	99-8220	-	70-1761	71-1761	
Sequoia	2005	2007	-	99-8268	99-8207	95-8202	99-8268	70-1761	71-1761	
Sequoia	2003	2004	-	99-8268	99-8207	95-8202	99-8268	70-1761	71-1761	
Sequoia	2001	2002	88-00-8000	88-00-8000	88-00-8000	99-9999 (B)	-	70-1761	71-1761	
Sienna	2015	2016	99-8250	99-8250	99-8250	95-8250	-	70-1761	71-1761	
Sienna (with upper model nav)	2011	2014	99-8229S	99-8229S	99-8229S	99-8229S	-	N/A	N/A	
Sienna (with base model nav)	2011	2014	N/A	N/A	N/A	N/A	N/A	70-1761	71-1761	

FOOTNOTES:

- (A) Please refer to the AXCESS application chart/catalog for other interfaces available.
- (B) To be used along with the factory brackets.
- (C) Use 98-9306 along with the kit if equipped with heated seats. (U.S. models only)
- (D) Along with part number AX-GMLAN09EXT.
- (E) AX-HYKIA1-SWC available for BlueLink equipped vehicles.

(F) Bose amp only.

(G) Along with part number AX-GMLAN010EXT

(P) Available in multiple colors. Please check with your Salesperson for the available color options.

~~XXXX~~ A cross-through denotes part no longer available through Metra

APPLICATIONS

INTO CAR	TURBO WIRE CONT.		ANTENNA ADAPTERS		ANTENNA WORKS®	
	AMPLIFIED INTO RADIO	BYPASS	OE ANTENNA TO AFRMKT. RADIO	OE RADIO TO AFRMKT. ANTENNA	FIXED ANTENNA	POWER ANTENNA
N/A	N/A	N/A	N/R	N/R	44-CR88?	N/A
70-8112	71-8112	N/A	N/R	N/R	44-GM935	44-PW22
N/A	N/A	N/A	N/R	N/R	44-TY28	N/A
N/A	N/A	N/A	N/R	N/R	44-TY28	N/A
N/A	N/A	N/A	N/R	N/R	44-TY205	N/A
N/A	N/A	N/A	N/R	N/R	44-TY205	N/A
N/A	N/A	N/A	N/R	N/R	44-TY23	44-PW125B
N/A	N/A	N/A	N/R	N/R	N/A	N/A
N/A	N/A	N/A	N/R	N/R	N/A	N/A
70-8112	71-8112	N/A	N/R	N/R	44-TY205	N/A
N/A	N/A	N/A	N/A	N/A	N/A	N/A
no amp option	no amp option	no amp option	40-LXT1	40-LXZ1	N/A	N/A
N/A	N/A	N/A	40-LXT1	40-LXZ1	N/A	N/A
TYTO-02	N/A	N/A	40-LXT1	40-LXZ1	?	N/A
TYTO-01 (A)	71-8113	N/A	40-LXT1	40-LXZ1	?	N/A
TYTO-01 (A)	71-8113	N/A	N/R	N/R	?	N/A
TYTO-01 (A)	71-8113	N/A	N/R	N/R	44-UA46?	N/A
N/A	N/A	N/A	N/R	N/R	?	N/A
N/A	N/A	N/A	N/A	N/A	N/A	N/A
no amp option	no amp option	no amp option	40-LXT1	40-LXZ1	N/A	N/A
N/A	N/A	N/A	40-LXT1	40-LXZ1	N/A	N/A
N/A	N/A	N/A	N/A	N/A	N/A	N/A
no amp option	no amp option	no amp option	40-LXT1	40-LXZ1	N/A	N/A
TYTO-02	N/A	N/A	40-LXT1	40-LXZ1	N/A	N/A
TYTO-02	N/A	N/A	40-LXT1	40-LXZ1	?	N/A
TYTO-01 (A)	71-8113	N/A	40-LXT1	40-LXZ1	?	N/A
TYTO-01 (A)	71-8113	N/A	40-LXT1	40-LXZ1	?	N/A
TYTO-01 (A)	71-8113	N/A	N/R	N/R	?	N/A
TYTO-01 (A)	71-8113	N/A	N/R	N/R	?	N/A
N/A	N/A	N/A	N/R	N/R	?	N/A
N/A	N/A	N/A	N/R	N/R	44-TY27	N/A
TYTO-02	N/A	N/A	40-LXT1	40-LXZ1	IN GLASS	N/A
TYTO-02	N/A	N/A	40-LXT1	40-LXZ1	IN GLASS	N/A
TYTO-02	N/A	N/A	40-LXT1	40-LXZ1	IN GLASS	N/A
TYTO-02	N/A	N/A	40-LXT1	40-LXZ1	IN GLASS	N/A
TYTO-01 (A)	71-8113	N/A	N/R	N/R	IN GLASS	N/A
TYTO-01 (A)	71-8113	N/A	N/R	N/R	IN GLASS	N/A
TYTO-01 (A)	71-8113	N/A	N/R	N/R	IN GLASS	N/A
TYTO-01 (A)	71-8113	N/A	N/R	N/R	IN GLASS	N/A
TYTO-01 (A)	71-8113	70-8117	N/R	N/R	IN GLASS	N/A
70-8113	71-8113	N/A	N/R	N/R	IN GLASS	N/A
70-8113	71-8113	N/A	N/R	N/R	IN GLASS	N/A
TYTO-02	N/A	N/A	40-LXT1	40-LXZ1	N/A	N/A
TYTO-01 (A)	71-8113	N/A	N/R	N/R	N/A	N/A
TYTO-01 (A)	71-8113	N/A	N/R	N/R	N/A	N/A

OTHER ANTENNA OPTIONS AVAILABLE:

UNIVERSAL AMPLIFIED ANTENNA: UA20, UA30, UA40, UA50, UA60, UA200

UNIVERSAL PILLAR MOUNT: UP21, UP58

UNIVERSAL SIDE MOUNT: US401, US502, US71

UNIVERSAL FOR LARGE HOLE 1" (25mm): FD80, FD81, FD81B, FD810, GM935, GM935B, UL08, UL10, UL105, UL105B, US03R, US07R, US13, US13B, US14, US20, US30, US30B, UT03R, UT06R, UT10, UT10B, UT183, UT30, UT30B, UT31, UT391, UT391B

UNIVERSAL FOR SMALL HOLES 3/4" (19mm): UL09, UL105, UL105B, UL15, UL15B, UT91, UT91B, UT391, UT391B, UT925B - UI MODELS NORMALLY REQUIRE 9" (23cm) UNDER FENDER CLEARANCE.

@: Applicable only when replacing an existing power antenna (Use of existing antenna base and mounting hardware required or select power antenna base kit for new installation.)

#: Major modification may be required depending on vehicle (Examples: Removal of previous antenna mounting brackets; drilling or cutting to gain access to antenna mounting area or removal of sub fender)



APPLICATIONS

MAKE/MODEL	YEAR	TURBO KITS			DOUBLE-DIN		TURBO WIRE NON-AMPLIFIED		
		OPTION 1	OPTION 2	OPTION 3	OPTION 1	OPTION 2	OPTION 1 INTO CAR	OPTION 2 INTO RADIO	
TOYOTA									
Sienna (without nav)	2011	2014	99-8229S	99-8229S	99-8229S	99-8229S	-	70-1761	71-1761
Sienna	2004	2010	99-8208	99-8208	99-8208	95-8208	-	70-1761	71-1761
Sienna	2000	2003	88-00-9000	88-00-9000	88-00-9000	99-9999 (B)	-	70-1761	71-1761
Sienna	1996	1999	88-00-9000	88-00-9000	88-00-9000	99-9999 (B)	-	70-1761	71-1761
Solara (black dash)	2004	2008	99-8212	99-8212	99-8212	N/A	N/A	70-1761	71-1761
Solara (silver dash)	2004	2008	99-8212S	99-8212S	99-8212S	95-8212	N/A	70-1761	71-1761
Solara	1999	2003	88-00-9000	88-00-8000	N/A	99-9999 (B)	-	70-1761	71-1761
Supra	1994	1998	88-00-9000	88-00-8000	N/A	99-9999 (B)	-	N/A	N/A
Supra	1986.5	1992	99-8100	99-8101	99-8104	99-8104	99-9999 (B)	70-1761	71-1761
Supra	1983	1985	99-8100	99-8100	99-8100	N/A	N/A	70-1398	71-1398
T-100	1993	1998	99-8140	99-8101	99-8104	99-8104	N/A	70-1761	71-1761
Tacoma	2016	2016	99-8251	99-8251	99-8251	99-8251	-	70-1761	71-1761
Tacoma (high gloss charcoal dash)	2014	2015	99-8235CHG	99-8235CHG	99-8235CHG	95-8235CHG	-	70-1761	71-1761
Tacoma (matte black dash)	2014	2015	99-8235B	99-8235B	99-8235B	95-8235B	-	70-1761	71-1761
Tacoma (gloss dash)	2012	2013	99-8235CHG	99-8235CHG	99-8235CHG	95-8235CHG	-	70-1761	71-1761
Tacoma (matte black dash)	2012	2013	99-8235B	99-8235B	99-8235B	95-8235B	-	70-1761	71-1761
Tacoma (black dash)	2005	2011	99-8214TB	99-8214TB	99-8214TB	99-8214TB	-	70-1761	71-1761
Tacoma (gray dash)	2005	2011	99-8214TG	99-8214TG	99-8214TG	99-8214TG	-	70-1761	71-1761
Tacoma	2000	2004	99-8140	99-8101	99-8104	99-8104	N/A	70-1761	71-1761
Tacoma	1995	1999	99-8140	99-8101	99-8104	99-8104	N/A	70-1761	71-1761
Terrel	1995	1998	99-8110	99-8110	99-8110	99-9999 (B)	-	70-1761	71-1761
Terrel	1991	1994	88-00-8000	88-00-9000	88-00-9006	99-9999 (B)	-	70-1761	71-1761
Terrel	1987	1990	99-8145	99-8145	99-8145	N/A	N/A	70-1761	71-1761
Terrel (deluxe)	1983	1986	88-00-8000	88-00-8000	88-00-8000	99-9999 (B)	-	70-1398	71-1398
Terrel	1980	1982	N/A	N/A	N/A	N/A	N/A	N/A	N/A
Tundra (high gloss)	2014	2018	99-8246HG	99-8246HG	99-8246HG	99-8246HG	-	70-1761	71-1761
Tundra (high gloss with silver sides)	2014	2018	99-8252	99-8252	99-8252	99-8252	-	70-1761	71-1761
Tundra (high gloss black dash)	2007	2013	99-8220HG	99-8220HG	99-8220HG	99-8220HG	-	70-1761	71-1761
Tundra (matte black dash)	2007	2013	99-8220	99-8220	99-8220	99-8220	-	70-1761	71-1761
Tundra	2006	2006	-	99-8268	99-8207	95-8202	99-8268	70-1761	71-1761
Tundra (double cab)	2004	2005	-	99-8268	99-8207	95-8202	99-8268	70-1761	71-1761
Tundra (access cab, standard cab)	2004	2005	-	99-8268	99-8207	95-8202	99-8268	70-1761	71-1761
Tundra	2003	2003	-	99-8268	99-8207	95-8202	99-8268	70-1761	71-1761
Tundra	2000	2002	88-00-9000	88-00-8000	N/A	99-9999 (B)	-	70-1761	71-1761
Van	1987	1990	N/A	N/A	N/A	N/A	N/A	70-1761	71-1761
Van	1984	1986	N/A	N/A	N/A	N/A	N/A	70-1398	71-1398
Venza	2015	2015	99-8225G	99-8225G	99-8225G	95-8225G	-	70-1761	71-1761
Venza (with HDD based nav)	2013	2014	99-8225G	99-8225G	99-8225G	95-8225G	-	70-1761	71-1761
Venza (with SD card based nav)	2013	2014	99-8225G	99-8225G	99-8225G	95-8225G	-	70-1761	71-1761
Venza	2009	2012	99-8225G	99-8225G	99-8225G	95-8225G	-	70-1761	71-1761
Yaris	2018	2018	N/A	N/A	N/A	N/A	N/A	N/A	N/A
Yaris (hatchback)	2012	2017	99-8238	99-8238	99-8238	95-8202	-	70-1761	71-1761
Yaris (sedan)	2012	2017	99-8238	99-8238	99-8238	95-8202	-	70-1761	71-1761
Yaris	2007	2011	99-8216	99-8216	99-8216	95-8202	-	70-1761	71-1761
Yaris (with Power Package option)	2007	2011	N/A	N/A	N/A	N/A	N/A	70-1761	71-1761

FOOTNOTES:

- (A) Please refer to the AXCESS application chart/catalog for other interfaces available.
- (B) To be used along with the factory brackets.
- (C) Use 98-9306 along with the kit if equipped with heated seats. (U.S. models only)
- (D) Along with part number AX-GMLAN09EXT.
- (E) AX-HYKIA1-SWC available for BlueLink equipped vehicles.

(F) Bose amp only.

(G) Along with part number AX-GMLAN010EXT

(P) Available in multiple colors. Please check with your Salesperson for the available color options.

~~XXXX~~ A cross-through denotes part no longer available through Metra

APPLICATIONS

INTO CAR	TURBO WIRE CONT.		ANTENNA ADAPTERS		ANTENNA WORKS®	
	AMPLIFIED INTO RADIO	BYPASS	OE ANTENNA TO AFRMKT. RADIO	OE RADIO TO AFRMKT. ANTENNA	FIXED ANTENNA	POWER ANTENNA
TYTO-01 (A)	71-8113	N/A	N/R	N/R	N/A	N/A
TYTO-01 (A)	71-8113	70-8117	N/R	N/R	?	N/A
70-8113	71-8113	N/A	N/R	N/R	44-TY21	N/A
70-8112	71-8112	70-1761	N/R	N/R	44-TY21	N/A
TYTO-01 (A)	71-8113	N/A	N/R	N/R	IN GLASS	N/A
TYTO-01 (A)	71-8113	N/A	N/R	N/R	IN GLASS	N/A
70-8113	71-8113	N/A	N/R	N/R	IN GLASS	N/A
70-8112	71-8112	N/A	N/R	N/R	44-CR88	44-PW22@
N/A	N/A	N/A	N/R	N/R	44-CR88	44-PW22@
N/A	N/A	N/A	N/R	N/R	N/A	N/A
N/A	N/A	N/A	N/R	N/R	?	N/A
TYTO-02	N/A	N/A	40-LXT1	40-LXZ1	N/A	N/A
TYTO-02	N/A	N/A	40-LXT1	40-LXZ1	?	N/A
TYTO-02	N/A	N/A	40-LXT1	40-LXZ1	?	N/A
TYTO-01 (A)	71-8113	N/A	40-LXT1	40-LXZ1	?	N/A
TYTO-01 (A)	71-8113	N/A	40-LXT1	40-LXZ1	?	N/A
TYTO-01 (A)	71-8113	N/A	N/R	N/R	?	N/A
TYTO-01 (A)	71-8113	N/A	N/R	N/R	?	N/A
70-8113	71-8113	N/A	N/R	N/R	44-UT91	44-PW530
70-8112	71-8112	N/A	N/R	N/R	44-UT91	44-PW530
N/A	N/A	N/A	N/R	N/R	44-TY205	N/A
N/A	N/A	N/A	N/R	N/R	44-TY205	N/A
N/A	N/A	N/A	N/R	N/R	44-TY205	N/A
N/A	N/A	N/A	N/R	N/R	N/A	N/A
N/A	N/A	N/A	N/R	N/R	44-UP58	N/A
TYTO-02	N/A	N/A	40-LXT1	40-LXZ1	N/A	N/A
TYTO-02	N/A	N/A	40-LXT1	40-LXZ1	N/A	N/A
TYTO-01 (A)	71-8113	N/A	N/R	N/R	?	N/A
TYTO-01 (A)	71-8113	N/A	N/R	N/R	?	N/A
TYTO-01 (A)	71-8113	70-8117	N/R	N/R	?	N/A
TYTO-01 (A)	71-8113	70-8117	N/R	N/R	?	N/A
70-8113	71-8113	N/A	N/R	N/R	?	N/A
70-8113	71-8113	N/A	N/R	N/R	?	N/A
70-8113	71-8113	N/A	N/R	N/R	?	N/A
N/A	N/A	N/A	N/R	N/R	?	N/A
N/A	N/A	N/A	N/R	N/R	?	N/A
TYTO-02	N/A	N/A	40-LXT1	40-LXZ1	?	N/A
TYTO-02	N/A	N/A	40-LXT1	40-LXZ1	?	N/A
TYTO-01 (A)	71-8113	N/A	40-LXT1	40-LXZ1	?	N/A
TYTO-01 (A)	71-8113	N/A	N/R	N/R	?	N/A
N/A	N/A	N/A	N/A	N/A	N/A	N/A
no amp option	no amp option	no amp option	40-LXT1	40-LX12	44-UA46	N/A
no amp option	no amp option	no amp option	N/R	N/R	44-UA46	N/A
N/A	N/A	N/A	N/R	N/R	44-UA46	N/A
N/A	N/A	N/A	N/R	N/R	44-UA46	N/A

OTHER ANTENNA OPTIONS AVAILABLE:

UNIVERSAL AMPLIFIED ANTENNA: UA20, UA30, UA40, UA50, UA60, UA200

UNIVERSAL PILLAR MOUNT: UP21, UP58

UNIVERSAL SIDE MOUNT: US401, US502, US71

UNIVERSAL FOR LARGE HOLE 1" (25mm): FD80, FD81, FD81B, FD810, GM935, GM935B, UL08, UL10, UL105, UL105B, US03R, US07R, US13, US13B, US14, US20, US30, US30B, UT03R, UT06R, UT10, UT10B, UT183, UT30, UT30B, UT31, UT391, UT391B

UNIVERSAL FOR SMALL HOLES 3/4" (19mm): UL09, UL105, UL105B, UL15, UL15B, UT91, UT91B, UT391, UT391B, UT925B - UI MODELS NORMALLY REQUIRE 9" (23cm) UNDER FENDER CLEARANCE.

@: Applicable only when replacing an existing power antenna (Use of existing antenna base and mounting hardware required or select power antenna base kit for new installation.)

#: Major modification may be required depending on vehicle (Examples: Removal of previous antenna mounting brackets; drilling or cutting to gain access to antenna mounting area or removal of sub fender)

APPLICATIONS

MAKE/MODEL	YEAR		TURBO KITS			DOUBLE-DIN		TURBO WIRE NON-AMPLIFIED	
			OPTION 1	OPTION 2	OPTION 3	OPTION 1	OPTION 2	OPTION 1 INTO CAR	OPTION 2 INTO RADIO
TOYOTA									
Yaris iA	2017	2017	N/A	N/A	N/A	N/A	N/A	N/A	N/A
VOLKSWAGEN									
Atlas	2018	2018	N/A	N/A	N/A	N/A	N/A	N/A	N/A
Beetle	2016	2017	99-9011	99-9011	99-9011	99-9011	-	XSVI-9006-NAV	71-9006
Beetle	2012	2015	99-9011	99-9011	99-9011	99-9011	-	XSVI-9003-NAV (A)	71-9003-1
Beetle	1999	2010	99-9008	99-9008	99-9008	N/A	N/A	70-1784	71-1784
Beetle	1998	1998	99-9008	99-9008	99-9008	N/A	N/A	70-1784	71-1784
Cabrio	1999	2002	DIN opening	DIN opening	DIN opening	N/A	N/A	70-1784	71-1784
Cabrio	1995	1998	DIN opening	DIN opening	DIN opening	N/A	N/A	70-1784	71-1784
Cabriole	1985	1993	DIN opening	DIN opening	DIN opening	N/A	N/A	N/A	N/A
Corrado	1990	1993	DIN opening	DIN opening	DIN opening	N/A	N/A	70-1784	71-1784
CC	2009	2014	99-9011	99-9011	99-9011	99-9011	-	XSVI-9003-NAV (A)	71-9003-1
Dasher	1976	1981	DIN opening	DIN opening	DIN opening	N/A	N/A	N/A	N/A
Eos	2007	2011	99-9011	99-9011	99-9011	99-9011	-	XSVI-9003-NAV (A)	71-9003-1
Euro Van	2002	2003	DIN opening	DIN opening	DIN opening	N/A	N/A	70-1784	71-1784
Euro Van	1993	1999	DIN opening	DIN opening	DIN opening	N/A	N/A	70-1784	71-1784
Euro Van	1992	1992	DIN opening	DIN opening	DIN opening	N/A	N/A	70-1784	71-1784
Fox	1987	1993	DIN opening	DIN opening	DIN opening	N/A	N/A	70-1784	71-1784
GLI	2008	2011	99-9011	99-9011	99-9011	99-9011	-	XSVI-9003-NAV (A)	71-9003-1
GTI	2006	2014	99-9011	99-9011	99-9011	99-9011	-	XSVI-9003-NAV (A)	71-9003-1
GTI	2002	2005	88-00-9008	88-00-9008	88-00-9008	95-9012	-	XSVI-9003-NAV (A)	71-9003-1
GTI	1998	2001	88-00-9008	DIN opening	DIN opening	95-9012	-	70-1784	71-1784
GTI	1995	1998	DIN opening	DIN opening	DIN opening	N/A	N/A	70-1784	71-1784
GTI	1986	1994	DIN opening	DIN opening	DIN opening	N/A	N/A	N/A	N/A
GTI	1985	1985	DIN opening	DIN opening	DIN opening	N/A	N/A	N/A	N/A
Golf / Golf Alltrack / Golf GTI / Golf R / Golf SportWagen	2018	2018	N/A	N/A	N/A	N/A	N/A	N/A	N/A
Golf / Golf Alltrack / Golf GTI / Golf R / Golf SportWagen	2015	2015	99-9013HG	99-9013HG	99-9013HG	99-9013HG	-	XSVI-9006-NAV	71-9006
Golf / Golf R	2010	2014	99-9011	99-9011	99-9011	99-9011	-	XSVI-9003-NAV (A)	71-9003-1
Golf	2003	2006	88-00-9008	88-00-9008	88-00-9008	95-9012	-	XSVI-9003-NAV (A)	71-9003-1
Golf (with double DIN factory radio)	2002	2002	88-00-9008	88-00-9008	88-00-9008	95-9012	-	XSVI-9003-NAV (A)	71-9003-1
Golf (with single DIN factory radio)	2002	2002	88-00-9008	DIN opening	DIN opening	95-9012	-	70-1784	71-1784
Golf	1998	2001	88-00-9008	DIN opening	DIN opening	95-9012	-	70-1784	71-1784
Golf	1994	1997	DIN opening	DIN opening	DIN opening	N/A	N/A	70-1784	71-1784
Golf	1986	1993	DIN opening	DIN opening	DIN opening	N/A	N/A	70-1784	71-1784
Golf	1985	1985	DIN opening	DIN opening	DIN opening	N/A	N/A	N/A	N/A
Jetta	2019	2019	N/A	N/A	N/A	N/A	N/A	N/A	N/A
Jetta	2016	2018	99-9011	99-9011	99-9011	99-9011	-	XSVI-9006-NAV	71-9006
Jetta	2005	2015	99-9011	99-9011	99-9011	99-9011	-	XSVI-9003-NAV (A)	71-9003-1
Jetta (not the "New" A5 model)	2005	2005	88-00-9008	88-00-9008	88-00-9008	95-9012	-	XSVI-9003-NAV (A)	71-9003-1
Jetta (Double-Din)	2002	2004	88-00-9008	88-00-9008	88-00-9008	95-9012	-	XSVI-9003-NAV (A)	71-9003-1
Jetta	1998	2002	88-00-9008	DIN opening	DIN opening	95-9012	-	70-1784	71-1784
Jetta	1998	1999	DIN opening	DIN opening	DIN opening	95-9012	-	70-1784	71-1784
Jetta	1993	1997	DIN opening	DIN opening	DIN opening	N/A	N/A	70-1784	71-1784
Jetta	1980	1992	N/A	N/A	N/A	N/A	N/A	70-1784	71-1784
Jetta SportWagen	2010	2014	99-9011	99-9011	99-9011	99-9011	-	XSVI-9003-NAV (A)	71-9003-1

FOOTNOTES:

- (A) Please refer to the AXCESS application chart/catalog for other interfaces available.
- (B) To be used along with the factory brackets.
- (C) Use 98-9306 along with the kit if equipped with heated seats. (U.S. models only)
- (D) Along with part number AX-GMLAN09EXT.
- (E) AX-HYKIA1-SWC available for BlueLink equipped vehicles.

(F) Bose amp only.

(G) Along with part number AX-GMLAN010EXT

(P) Available in multiple colors. Please check with your Salesperson for the available color options.

~~XXXX~~ A cross-through denotes part no longer available through Metra



APPLICATIONS

INTO CAR	TURBO WIRE CONT.		ANTENNA ADAPTERS		ANTENNA WORKS®	
	AMPLIFIED INTO RADIO	BYPASS	OE ANTENNA TO AFRMKT. RADIO	OE RADIO TO AFRMKT. ANTENNA	FIXED ANTENNA	POWER ANTENNA
N/A	N/A	N/A	N/A	N/A	N/A	N/A
N/A	N/A	N/A	N/A	N/A	N/A	N/A
N/A	N/A	N/A	40-EU56	TBA - 40-EU66	N/A	N/A
XSVI-9003-NAV (A)	71-9003	N/A	40-EU56	TBA - 40-EU66	44-UA40	N/A
70-1784	71-1784	N/A	40-VW54	40-VW20	44-UA40	N/A
70-1787 (F)	N/A	N/A	40-VW54	40-VW20	44-UA40	N/A
70-1784	71-1784	N/A	40-VW10	40-VW20	44-VW07	N/A
N/A	N/A	N/A	40-VW10	40-VW20	44-VW07	N/A
N/A	N/A	N/A	N/R	N/R	44-FD16	N/A
70-1785	71-1784	N/A	40-VW10	40-VW20	44-UA30	N/A
XSVI-9003-NAV (A)	71-9003	N/A	40-EU55	40-EU20	44-UA40	N/A
N/A	N/A	N/A	N/R	N/R	44-FD16	N/A
XSVI-9003-NAV (A)	71-9003	N/A	40-EU55	40-EU20	44-UA40	N/A
N/A	N/A	N/A	40-VW10	40-VW20	?	N/A
N/A	N/A	N/A	40-VW10	40-VW20	?	N/A
N/A	N/A	N/A	N/R	N/R	?	N/A
N/A	N/A	N/A	N/R	N/R	44-GM935?	N/A
XSVI-9003-NAV (A)	71-9003	N/A	40-EU55	40-EU20	IN GLASS	N/A
XSVI-9003-NAV (A)	71-9003	N/A	40-EU55	40-EU20	IN GLASS	N/A
XSVI-9003-NAV (A)	71-9003	N/A	40-EU55	40-EU20	44-UA40	N/A
70-1784	71-1784	N/A	40-VW54	40-VW20	44-UA40	N/A
N/A	N/A	N/A	40-VW54	40-VW20	44-UA40	N/A
N/A	N/A	N/A	40-VW10	40-VW20	44-UA30	N/A
N/A	N/A	N/A	N/R	N/R	44-UA30	N/A
N/A	N/A	N/A	40-EU56	TBA - 40-EU66	N/A	N/A
N/A	71-9006	N/A	40-EU56-36	TBA - 40-EU66	N/A	N/A
XSVI-9003-NAV (A)	71-9003	N/A	40-EU55	40-EU20	IN GLASS	N/A
XSVI-9003-NAV (A)	71-9003	N/A	40-EU55	40-EU20	44-UA40	N/A
XSVI-9003-NAV (A)	71-9003	N/A	40-EU55	40-EU20	44-UA40	N/A
70-1784	71-1784	N/A	40-VW54	40-VW20	44-UA40	N/A
70-1784	71-1784	N/A	40-VW54	40-VW20	44-UA40	N/A
70-1787 (F)	N/A	N/A	40-VW10	40-VW20	44-VW07	N/A
70-1787 (F)	N/A	N/A	40-VW10	40-VW20	44-FD16	N/A
N/A	N/A	N/A	N/R	N/R	44-FD16	N/A
N/A	N/A	N/A	N/A	N/A	N/A	N/A
N/A	N/A	N/A	40-EU56	TBA - 40-EU66	N/A	N/A
XSVI-9003-NAV (A)	71-9003	N/A	40-EU55	40-EU20	IN GLASS	N/A
XSVI-9003-NAV (A)	71-9003	N/A	40-EU55	40-EU20	44-UA40	N/A
XSVI-9003-NAV (A)	71-9003	N/A	40-EU55	40-EU20	44-UA40	N/A
70-1784	71-1784	N/A	40-VW54	40-VW20	44-UA40	N/A
N/A	N/A	N/A	40-VW54	40-VW20	44-UA40	N/A
70-1787 (F)	N/A	N/A	40-VW10	40-VW20	44-VW07	N/A
N/A	N/A	N/A	N/R	N/R	44-FD16	N/A
XSVI-9003-NAV (A)	71-9003	N/A	40-EU55	40-EU20	IN GLASS	N/A

OTHER ANTENNA OPTIONS AVAILABLE:

UNIVERSAL AMPLIFIED ANTENNA: UA20, UA30, UA40, UA50, UA60, UA200

UNIVERSAL PILLAR MOUNT: UP21, UP58

UNIVERSAL SIDE MOUNT: US401, US502, US71

UNIVERSAL FOR LARGE HOLE 1" (25mm): FD80, FD81, FD81B, FD810, GM935, GM935B, UL08, UL10, UL105, UL105B, US03R, US07R, US13, US13B, US14, US20, US30, US30B, UT03R, UT06R, UT10, UT10B, UT183, UT30, UT30B, UT31, UT391, UT391B

UNIVERSAL FOR SMALL HOLES 3/4" (19mm): UL09, UL105, UL105B, UL15, UL15B, UT91, UT91B, UT391, UT391B, UT925B - UI MODELS NORMALLY REQUIRE 9" (23cm) UNDER FENDER CLEARANCE.

@: Applicable only when replacing an existing power antenna (Use of existing antenna base and mounting hardware required or select power antenna base kit for new installation.)

#: Major modification may be required depending on vehicle (Examples: Removal of previous antenna mounting brackets; drilling or cutting to gain access to antenna mounting area or removal of sub fender)

APPLICATIONS

MAKE/MODEL	YEAR	TURBO KITS			DOUBLE-DIN		TURBO WIRE NON-AMPLIFIED		
		OPTION 1	OPTION 2	OPTION 3	OPTION 1	OPTION 2	OPTION 1 INTO CAR	OPTION 2 INTO RADIO	
VOLKSWAGEN									
Passat	2016	2016	N/A	N/A	N/A	N/A	N/A	N/A	N/A
Passat	2006	2015	99-9011	99-9011	99-9011	99-9011	-	XSVI-9003-NAV (A)	71-9003-1
Passat (Double-Din)	2002	2005	88-00-9008	88-00-9008	88-00-9008	95-9012	-	XSVI-9003-NAV (A)	71-9003-1
Passat	2000	2001	88-00-9008	N/A	N/A	95-9012	-	70-1784	71-1784
Passat	1998	1999	DIN opening	DIN opening	DIN opening	95-9012	-	70-1784	71-1784
Passat	1990	1997	DIN opening	DIN opening	DIN opening	N/A	N/A	70-1784	71-1784
Quantum	1988	1988	DIN opening	DIN opening	DIN opening	N/A	N/A	70-1784	71-1784
Quantum	1986	1987	DIN opening	DIN opening	DIN opening	N/A	N/A	70-1784	71-1784
Quantum	1982	1985	DIN opening	DIN opening	DIN opening	N/A	N/A	N/A	N/A
R32	2008	2008	99-9011	99-9011	99-9011	99-9011	-	XSVI-9003-NAV (A)	71-9003-1
Rabbit	2006	2009	99-9011	99-9011	99-9011	99-9011	-	XSVI-9003-NAV (A)	71-9003-1
Rabbit	1980	1984	DIN opening	DIN opening	DIN opening	N/A	N/A	N/A	N/A
Routan	2009	2013	99-6511	99-6511	99-6511	95-6511	95-6511-17	XSVI-6522-NAV (A)	71-6522
Scirocco	1986	1987	DIN opening	DIN opening	DIN opening	N/A	N/A	70-1784	71-1784
Scirocco	1981	1985	DIN opening	DIN opening	DIN opening	N/A	N/A	N/A	N/A
Touareg	2011	2015	N/A	N/A	N/A	N/A	N/A	N/A	N/A
Touareg / Touareg 2	2004	2010	99-9009	99-9009	99-9009	95-9009	-	70-9003	71-9003-1
Tiguan	2018	2018	N/A	N/A	N/A	N/A	N/A	N/A	N/A
Tiguan	2016	2017	99-9011	99-9011	99-9011	99-9011	-	XSVI-9006-NAV	71-9006
Tiguan	2009	2015	99-9011	99-9011	99-9011	99-9011	-	XSVI-9003-NAV (A)	71-9003-1
Vanagon	1986	1992	DIN opening	DIN opening	DIN opening	N/A	N/A	70-1784	71-1784
Vanagon	1980	1985	DIN opening	DIN opening	DIN opening	N/A	N/A	N/A	N/A
Volvo									
960	1992	1997	88-00-9000 & 99-5512			N/A	N/A	70-9220	N/A
940	1991	1995	99-9222	N/A	N/A	N/A	N/A	N/A	N/A
850	1994	1997	88-00-9000 & 99-5512			N/A	N/A	70-9220	N/A
850 (w/ double DIN radio)	1993	1993	88-00-9000 & 99-5512			N/A	N/A	70-9220	N/A
850 (w/ single DIN radio)	1993	1993	DIN opening	DIN opening	DIN opening	N/A	N/A	N/A	N/A
780	1986	1990	-	99-9222	99-9200	N/A	N/A	N/A	N/A
760	1982	1990	-	99-9222	99-9200	N/A	N/A	N/A	N/A
740	1984	1992	-	99-9222	99-9200	N/A	N/A	N/A	N/A
240 (upper dash)	1990	1993	-	99-9222	99-9213	N/A	N/A	70-1119	N/A
240 (lower dash)	1990	1993	-	99-9222	99-9210	N/A	N/A	70-1119	N/A
240 (upper dash)	1986	1989	-	99-9222	99-9213	N/A	N/A	70-1119	N/A
240 (lower dash)	1986	1989	-	99-9222	99-9210	N/A	N/A	70-1119	N/A
200 (upper dash)	1981	1985	-	99-9222	99-9213	N/A	N/A	70-1119	N/A
200 (lower dash)	1981	1985	-	99-9222	99-9210	N/A	N/A	70-1119	N/A
200 (upper dash)	1975	1980	-	99-9222	99-9213	N/A	N/A	N/A	N/A
200 (lower dash)	1975	1980	-	99-9222	99-9210	N/A	N/A	N/A	N/A
C70	2006	2008	N/A	N/A	N/A	N/A	N/A	N/A	N/A
C70	1998	2004	88-00-9000 & 99-5512			N/A	N/A	70-9220	N/A
S90	2017	2017	N/A	N/A	N/A	N/A	N/A	N/A	N/A
S90	1997	1999	88-00-9000 & 99-5512			N/A	N/A	70-9220	N/A
S80	2008	2011	N/A	N/A	N/A	N/A	N/A	N/A	N/A
S80	2007	2007	N/A	N/A	N/A	N/A	N/A	N/A	N/A

FOOTNOTES:

- (A) Please refer to the AXESS application chart/catalog for other interfaces available.
- (B) To be used along with the factory brackets.
- (C) Use 98-9306 along with the kit if equipped with heated seats. (U.S. models only)
- (D) Along with part number AX-GMLAN09EXT.
- (E) AX-HYKIA1-SWC available for BlueLink equipped vehicles.

(F) Bose amp only.

(G) Along with part number AX-GMLAN010EXT

(P) Available in multiple colors. Please check with your Salesperson for the available color options.

~~XXXX~~ A cross-through denotes part no longer available through Metra



APPLICATIONS

INTO CAR	TURBO WIRE CONT.		ANTENNA ADAPTERS		ANTENNA WORKS®	
	AMPLIFIED INTO RADIO	BYPASS	OE ANTENNA TO AFRMKT. RADIO	OE RADIO TO AFRMKT. ANTENNA	FIXED ANTENNA	POWER ANTENNA
N/A	N/A	N/A	40-EU56	TBA - 40-EU66	N/A	N/A
XSVI-9003-NAV (A)	71-9003	N/A	40-EU55	40-EU20	IN GLASS	N/A
XSVI-9003-NAV (A)	71-9003	N/A	40-EU55	40-EU20	44-UA40	N/A
N/A	N/A	N/A	40-VW54	40-VW20	44-UA40	N/A
N/A	N/A	N/A	40-VW54	40-VW20	44-UA40	N/A
N/A	N/A	N/A	40-VW10	40-VW20	44-UA30	N/A
N/A	N/A	N/A	N/R	N/R	44-FD16	N/A
N/A	N/A	N/A	40-VW10	40-VW20	44-FD16	N/A
N/A	N/A	N/A	40-VW10	40-VW20	44-FD16	N/A
XSVI-9003-NAV (A)	71-9003	N/A	40-EU55	40-EU20	44-UA40	N/A
XSVI-9003-NAV (A)	71-9003	N/A	40-EU55	40-EU20	44-UA40	N/A
N/A	N/A	N/A	N/R	N/R	44-FD16	N/A
CHTO-03 (A)	71-6522	N/A	40-EU10	40-EU20	?	N/A
N/A	N/A	N/A	N/R	N/R	44-FD16	N/A
N/A	N/A	N/A	N/R	N/R	44-FD16	N/A
N/A	N/A	N/A	N/A	N/A	N/A	N/A
N/A	N/A	N/A	40-EU55	40-EU20	IN GLASS	N/A
N/A	N/A	N/A	N/A	N/A	N/A	N/A
N/A	N/A	N/A	40-EU56	TBA - 40-EU66	N/A	N/A
XSVI-9003-NAV (A)	71-9003	N/A	40-EU55	40-EU20	44-UA40	N/A
N/A	N/A	N/A	N/R	N/R	44-VW09	N/A
N/A	N/A	N/A	N/R	N/R	44-VW09	N/A
N/A	N/A	N/A	N/R	N/R	IN GLASS	N/A
N/A	N/A	70-1120	N/R	N/R	IN GLASS	N/A
N/A	N/A	N/A	N/R	N/R	44-GM935	N/A
N/A	N/A	N/A	N/R	N/R	44-GM935	N/A
N/A	N/A	70-1120	N/R	N/R	44-GM935	N/A
N/A	N/A	70-1120	N/R	N/R	N/A	44-PW530
N/A	N/A	70-1120	N/R	N/R	N/A	44-PW530
N/A	N/A	70-1120	N/R	N/R	N/A	44-PW530
N/A	N/A	70-1120	N/R	N/R	N/A	44-PW530
N/A	N/A	70-1120	N/R	N/R	N/A	44-PW530
no amp option	no amp option	no amp option	N/R	N/R	N/A	44-PW530
no amp option	no amp option	no amp option	N/R	N/R	N/A	44-PW530
no amp option	no amp option	no amp option	N/R	N/R	N/A	44-PW530
no amp option	no amp option	no amp option	N/R	N/R	N/A	44-PW530
N/A	N/A	N/A	N/R	N/R	N/A	44-PW530
N/A	N/A	N/A	N/R	N/R	N/A	44-PW530
N/A	N/A	N/A	N/A	N/A	N/A	N/A
N/A	N/A	N/A	N/R	N/R	44-UL105	N/A
N/A	N/A	N/A	N/A	N/A	N/A	N/A
no amp option	no amp option	no amp option	N/R	N/R	44-GM935	N/A
N/A	N/A	N/A	N/A	N/A	IN GLASS	N/A
N/A	N/A	N/A	N/A	N/A	IN GLASS	N/A

OTHER ANTENNA OPTIONS AVAILABLE:

UNIVERSAL AMPLIFIED ANTENNA: UA20, UA30, UA40, UA50, UA60, UA200

UNIVERSAL PILLAR MOUNT: UP21, UP58

UNIVERSAL SIDE MOUNT: US401, US502, US71

UNIVERSAL FOR LARGE HOLE 1" (25mm): FD80, FD81, FD81B, FD810, GM935, GM935B, UL08, UL10, UL105, UL105B, US03R, US07R, US13, US13B, US14, US20, US30, US30B, UT03R, UT06R, UT10, UT10B, UT183, UT30, UT30B, UT31, UT391, UT391B

UNIVERSAL FOR SMALL HOLES 3/4" (19mm): UL09, UL105, UL105B, UL15, UL15B, UT91, UT91B, UT391, UT391B, UT925B - UI MODELS NORMALLY REQUIRE 9" (23cm) UNDER FENDER CLEARANCE.

@: Applicable only when replacing an existing power antenna (Use of existing antenna base and mounting hardware required or select power antenna base kit for new installation.)

#: Major modification may be required depending on vehicle (Examples: Removal of previous antenna mounting brackets; drilling or cutting to gain access to antenna mounting area or removal of sub fender)



APPLICATIONS

MAKE/MODEL	YEAR	SINGLE-DIN			TURBO KITS		DOUBLE-DIN		TURBO WIRE NON-AMPLIFIED	
		OPTION 1	OPTION 2	OPTION 3	OPTION 1	OPTION 2	OPTION 1 INTO CAR	OPTION 2 INTO RADIO		
VOLVO										
S80	1999	2006	99-9230G	99-9230G	99-9230G	99-9230G	99-9230G	70-9221	71-9221	
S70	1998	2000	88-00-9000 & 99-5512			N/A	N/A	70-9220	N/A	
S60	2010	2012	N/A	N/A	N/A	N/A	N/A	N/A	N/A	
S60	2005	2009	99-9227B	99-9227B	99-9227B	99-9227B	-	70-9221	71-9221	
S60	2001	2004	99-9229G	99-9229G	99-9229G	99-9229G	-	70-9221	71-9221	
S40	2004.5	2011	N/A	N/A	N/A	N/A	N/A	N/A	N/A	
S40 (Base / LSE Limited)	2004	2004.5	88-00-9000 & 99-5512			N/A	N/A	70-9221	71-9221	
S40	2000	2003	88-00-9000 & 99-5512			N/A	N/A	70-9221	71-9221	
V90	1998	1998	88-00-9000 & 99-5512			N/A	N/A	70-9220	N/A	
V70	2008	2011	N/A	N/A	N/A	N/A	N/A	N/A	N/A	
V70	2005	2007	99-9227B	99-9227B	99-9227B	99-9227B	-	70-9221	71-9221	
V70	2003	2004	99-9223	99-9223	99-9223	N/A	N/A	70-9221	71-9221	
V70, V70 Cross Country, V70 XC	2001	2002	99-9229G	99-9229G	99-9229G	99-9229G	-	70-9221	71-9221	
V70, V70 Cross Country	1998	2000	88-00-9000 & 99-5512			N/A	N/A	70-9220	N/A	
V60, V60 Cross Country	2015	2017	N/A	N/A	N/A	N/A	N/A	N/A	N/A	
V50	2005	2011	N/A	N/A	N/A	N/A	N/A	N/A	N/A	
V40	2001	2004	88-00-9000 & 99-5512			N/A	N/A	70-9221	71-9221	
V40	2000	2000	88-00-9000 & 99-5512			N/A	N/A	70-9220	N/A	
XC90	2016	2019	N/A	N/A	N/A	N/A	N/A	N/A	N/A	
XC90	2006	2014	99-9228B	99-9228B	99-9228B	99-9228B	-	N/A	N/A	
XC90	2003	2005	99-9228B	99-9228B	99-9228B	N/A	N/A	N/A	N/A	
XC70 a.k.a. Cross Country	2005	2007	99-9227B	99-9227B	99-9227B	99-9227B	-	70-9221	71-9221	
XC70 a.k.a. Cross Country	2003	2004	99-9229G	99-9229G	99-9229G	99-9229G	-	70-9221	71-9221	
XC60	2010	2017	N/A	N/A	N/A	N/A	N/A	N/A	N/A	
XC40	2019	2019	N/A	N/A	N/A	N/A	N/A	N/A	N/A	
VPG										
MV-1	2017	2017	-	99-5815	99-5812	95-5812	99-5815	70-5520	71-5520	
MV-1	2011	2014	-	99-5815	99-5812	95-5812	99-5815	N/A	N/A	

FOOTNOTES:

- (A) Please refer to the AXCESS application chart/catalog for other interfaces available.
- (B) To be used along with the factory brackets.
- (C) Use 98-9306 along with the kit if equipped with heated seats. (U.S. models only)
- (D) Along with part number AX-GMLAN09EXT.
- (E) AX-HYKIA1-SWC available for BlueLink equipped vehicles.

(F) Bose amp only.

(G) Along with part number AX-GMLAN010EXT

(P) Available in multiple colors. Please check with your Salesperson for the available color options.

~~XXXX~~ A cross-through denotes part no longer available through Metra



APPLICATIONS

INTO CAR	TURBO WIRE CONT.		ANTENNA ADAPTERS		ANTENNA WORKS®	
	AMPLIFIED INTO RADIO	BYPASS	OE ANTENNA TO AFRMKT. RADIO	OE RADIO TO AFRMKT. ANTENNA	FIXED ANTENNA	POWER ANTENNA
70-9223	N/A	N/A	40-VL10	40-VL20	IN GLASS	N/A
N/A	N/A	N/A	N/R	N/R	IN GLASS	N/A
N/A	N/A	N/A	N/A	N/A	N/A	N/A
70-9223	N/A	N/A	40-VL10	40-VL20	N/A	N/A
70-9223	N/A	N/A	40-VL10	40-VL20	IN GLASS	N/A
N/A	N/A	N/A	N/A	N/A	IN GLASS	N/A
70-9223	N/A	N/A	40-VL10	40-VL20	44-GM935?	N/A
70-9223	N/A	N/A	40-VL10	40-VL20	44-GM935?	N/A
no amp option	no amp option	no amp option	N/R	N/R	44-GM935	N/A
N/A	N/A	N/A	N/A	N/A	IN GLASS	N/A
70-9223	N/A	N/A	40-VL10	40-VL20	IN GLASS	N/A
70-9223	N/A	N/A	40-VL10	40-VL20	IN GLASS	N/A
70-9223	N/A	N/A	40-VL10	40-VL20	IN GLASS	N/A
N/A	N/A	N/A	N/R	N/R	IN GLASS	N/A
N/A	N/A	N/A	N/A	N/A	N/A	N/A
N/A	N/A	N/A	N/A	N/A	IN GLASS	N/A
70-9223	N/A	N/A	40-VL10	40-VL20	44-UA40	N/A
N/A	N/A	N/A	N/R	N/R	44-UA40	N/A
N/A	N/A	N/A	N/A	N/A	N/A	N/A
N/A	N/A	N/A	fiber optic	fiber optic	IN GLASS	N/A
N/A	N/A	N/A	fiber optic	fiber optic	IN GLASS	N/A
70-9223	N/A	N/A	40-VL10	40-VL20	IN GLASS	N/A
70-9223	N/A	N/A	40-VL10	40-VL20	IN GLASS	N/A
N/A	N/A	N/A	N/A	N/A	N/A	N/A
N/A	N/A	N/A	N/A	N/A	N/A	N/A
no amp option	no amp option	no amp option	N/R	N/R	N/A	N/A
no amp option	no amp option	no amp option	N/A	N/A	N/A	N/A

OTHER ANTENNA OPTIONS AVAILABLE:

UNIVERSAL AMPLIFIED ANTENNA: UA20, UA30, UA40, UA50, UA60, UA200

UNIVERSAL PILLAR MOUNT: UP21, UP58

UNIVERSAL SIDE MOUNT: US401, US502, US71

UNIVERSAL FOR LARGE HOLE 1" (25mm): FD80, FD81, FD81B, FD810, GM935, GM935B, UL08, UL10, UL105, UL105B, US03R, US07R, US13, US13B, US14, US20, US30, US30B, UT03R, UT06R, UT10, UT10B, UT183, UT30, UT30B, UT31, UT391, UT391B

UNIVERSAL FOR SMALL HOLES 3/4" (19mm): UL09, UL105, UL105B, UL15, UL15B, UT91, UT91B, UT391, UT391B, UT925B - UI MODELS NORMALLY REQUIRE 9" (23cm) UNDER FENDER CLEARANCE.

@: Applicable only when replacing an existing power antenna (Use of existing antenna base and mounting hardware required or select power antenna base kit for new installation.)

#: Major modification may be required depending on vehicle (Examples: Removal of previous antenna mounting brackets; drilling or cutting to gain access to antenna mounting area or removal of sub fender)



SPEAKER APPLICATIONS

MAKE/MODEL	TRIM QUALIFIER	BODY STYLE*	YEAR	FRONT LOCATION #1	FRONT SIZE #1	SPEAKER HARNESS	SPEAKER ADAPTER	FRONT LOCATION #2
ACURA								
CL			1997 2003	Door	6 1/2	72-7800	82-7803	A-Pillar
ILX			2013 2018					
Integra			1986 2001	Door	6 1/2	72-7800		
Legend			1990 1995	Door	6 1/2	72-7800		
Legend			1986 1989	Door	5 1/4	72-7800		
MDX			2007 2017	Door	6 1/2			Door
MDX			2007 2013	Door	6 1/2			Door
MDX			2001 2006	Door	6 1/2	72-7800		Door
NSX			2017 2017					
NSX			1994 2005	Door	5 1/4			
RDX			2013 2018	Door	6 1/2			
RDX			2007 2012	Door	6 1/2			
RLX			2014 2017					
RSX			2002 2006	Door	6 1/2			Door
RL			1999 2012	Door	6 1/2	72-7800		
RL			1996 1998	Door	6 1/2			
SLX			1996 2000	Door	6 1/2			
TL			2009 2014	Door	6 1/2	72-7800	82-7805	A-Pillar
TL			2004 2008	Door	6 1/2			A-Pillar
TL			1999 2003	Door	6 1/2	72-7800		
TL			1996 1998	Door	6 1/2	72-7800		
TLX			2015 2017					
TSX			2004 2014	Door	6 1/2			Dash
Vigor			1992 1994	Door	6 1/2	72-7800		
ZDX			2010 2013					
ALFA ROMEO								
164			1990 1991	Door	4			
4C / 4C Spider			2016 2017					
Giulia			2017 2018					
Milano			1986 1989	Door	4			
Stelvio			2018 2019					
AUDI								
80 Series			1988 1992	Dash	3 1/2 or 4			
90 Series			1988 1995	Dash	3 1/2 or 4			
100 Series			1989 1994	Dash	3 1/2 or 4			
200 Series			1989 1991	Dash	3 1/2 or 4			
4000 Series			1980 1987	Dash	3 1/2 or 4	72-9300		
5000 Series			1986 1988	Door	5 1/4	72-9300		
5000 Series			1982 1985	Dash	3 1/2 or 4	72-9300		
A3 / S3			2015 2017					
A3			2008 2013	Door	6 1/2			Door
A3			2006 2007	Door	6 1/2			Door
A4			2017 2017					
A4			2009 2016					
A4		Convertible	2002 2009	Door	5 1/4	72-9002		
A4 / RS 4 / S4		Coupe, Sedan	2002 2008	Door	5 1/4	72-9002		
A4 / RS 4 / S4		Wagon	2002 2008	Door	5 1/4	72-9002		
A4			2000 2001	Door	5 1/4	72-9002		
A4			1996 1999	Door	5 1/4			Door
A5			2018 2018					
A5 / RS 5 / S5			2008 2017					
A6 / S6			2012 2018					
A6 / RS 6 / S6			2005 2011	Door	5 1/4			
A6 / RS 6 / S6			2002 2004	Door	5 1/4			
A6			1996 2001	Door	6 1/2			Door
A6 / S6			1995 1995	Door	6 1/2			Door



* For cars, default is Sedan or Coupe if cell is blank

SPEAKER APPLICATIONS

FRONT SIZE #2	SPEAKER HARNESS	REAR LOCATION #1	REAR SIZE #1	SPEAKER HARNESS	SPEAKER ADAPTER	REAR LOCATION #2	REAR SIZE #2	SPEAKER HARNESS	OTHER SPEAKER
1		Deck	6 x 9	72-7800					
		Side Panel	6 1/2	72-7800					
		Deck	6 x 9	72-7800					
		Deck	6 1/2	72-7800					
1		Door	6 1/2			Door	4		10" Sub, 3" Center
1		Door	6 1/2			Door	4		10" Sub, 3" Center
2		Door	6 1/2	72-7800		Door	1		10" Sub
		Deck	6 1/2						
		Door	6 1/2			Deck	6 x 9		
		Door	6 1/2			Deck	6 x 9		
1		Side Panel	6 1/2						10" Sub
		Door	5 1/4	72-7800		Deck	6 x 9		
		Door	5 1/4			Deck	6 x 9		
		Rear Pillar	6 1/2						
1 1/2		Deck	6 1/2 or 6 x 9	72-7800	82-7805	Door	3	72-7800	8" Sub, 3 1/2" Center
1 1/2		Deck	6 x 9						8" Sub, 3 1/2" Center
		Door	6 1/2	72-7800					8" Sub
		Deck	6 x 9	72-7800					
1 1/2		Door	6 1/2			Deck	6 x 9		
		Deck	6 x 9	72-7800					
		Deck	5 1/4						
		Deck	5 1/4						
		Deck	6 1/2						
		Deck	6 1/2						
		Deck	6 1/2						
		Deck	6 1/2						
		Deck	5 1/4	72-9300					
		Deck	6 1/2	72-9300					
		Deck	6 1/2	72-9300					
3/4		Door	6 1/2	72-9002		Door	3/4		
3/4		Door	6 1/2	72-9002		Door	3/4		
		Side Panel	6 1/2						
		Deck	6 1/2	72-9002					
		Deck	6 1/2	72-9002		Door		72-9002	10" Sub
1		Deck	6 1/2			Door	1	72-9002	
		Deck	6 1/2						
		Deck	6 1/2						6" Sub
		Deck	6 1/2						
1		Deck	6 1/2			Door	1		6" Sub
1		Deck	6 1/2			Door	1		6" Sub

SPEAKER APPLICATIONS

MAKE/MODEL	TRIM QUALIFIER	BODY STYLE*	YEAR	FRONT LOCATION #1	FRONT SIZE #1	SPEAKER HARNESS	SPEAKER ADAPTER	FRONT LOCATION #2
AUDI								
A7 / RS 7 / S7			2012 2017					
A8 / S8			2011 2017					
A8 / S8			2004 2010					
A8 / S8			2000 2003	Door	5 1/4			Door
A8 / S8			1997 1999	Door	5 1/4			Door
allroad quattro			2013 2016					
allroad quattro			2004 2005	Door	5 1/4			
allroad quattro			2002 2003	Door	5 1/4			
allroad quattro			2001 2001	Door	6 1/2			Door
Cabriolet			1994 1998	Door	4			
Q3			2015 2018					
Q5			2018 2018					
Q5			2009 2017					
Q7			2017 2017					
Q7			2007 2015					
R8			2017 2017					
R8			2008 2015					
SQ5			2015 2017					
TT / TTS			2016 2017					
TT			2008 2015	Door	6 1/2			Door
TT			2000 2006	Door	6 1/2			Door
BMW								
1 Series			2008 2013	Door	6 1/2			
2 Series			2014 2018					
3 Series			2014 2018					
3 Series		Convertible	2012 2013	Door	6 1/2			
3 Series		Coupe	2012 2013	Door	6 1/2			
3 Series		Sedan	2012 2013					
3 Series		Wagon	2012 2013	Door	6 1/2			
3 Series			2007 2011	Door	6 1/2			
3 Series		Convertible	2006 2006	Door	5 1/4			
3 Series		Coupe	2006 2006	Door	5 1/4			
3 Series		Sedan	2006 2006	Door	6 1/2			
3 Series		Wagon	2006 2006	Door	6 1/2			
3 Series			2002 2005	Door	5 1/4			
3 Series			1999 2001	Door	3 1/2			Kick Panel
3 Series			1992 1998	Door	6 x 8			
3 Series			1977 1991	Door	5 1/4			Kick Panel
3 Series Gran Turismo			2017 2017					
4 Series			2014 2019					
4 Series Gran Coupe			2017 2018					
5 Series			2017 2019					
5 Series, ALPINA B5			2011 2016					
5 Series, ALPINA B5			2004 2010	Door	5 1/4			
5 Series, ALPINA D10			1997 2003	Door	5 1/4			
5 Series			1990 1996	Door	6 x 8			
5 Series			1979 1989	Kick Panel	4 x 6 or 4			
5 Series Gran Turismo			2010 2017	Door	5 1/4			
6 Series			2012 2019					
6 Series			2004 2010	Door	4			Dash
6 Series			1977 1989	Dash	4			
6 Series Gran Coupe, ALPINA B6 Gran Coupe			2013 2018					
6 Series Gran Turismo			2018 2018	Door	5 1/4			
7 Series, ALPINA B7			2016 2019					
7 Series, ALPINA B7			2009 2015					
7 Series, ALPINA B7			2002 2008	Door	5 1/4			

* For cars, default is Sedan or Coupe if cell is blank



SPEAKER APPLICATIONS

FRONT SIZE #2	SPEAKER HARNESS	REAR LOCATION #1	REAR SIZE #1	SPEAKER HARNESS	SPEAKER ADAPTER	REAR LOCATION #2	REAR SIZE #2	SPEAKER HARNESS	OTHER SPEAKER
1		Deck	6 1/2			Door	1		
1		Deck	6 1/2						8" Subs Under Seats, 4" Center
		Deck	6 1/2						
		Deck	6 1/2						
1		Deck	6 1/2			Door	1		6" Sub
		Side Panel	5 1/4						
1		Side Panel	6 1/2			Side Panel	1		3" Center
2		Side Panel	6 1/2			Side Panel	2		
		Deck	6 1/2						
		Side Panel	6 1/2						
		Deck	6 1/2						
		Deck	6 1/2						
		Side Panel	6 1/2						
		Deck	6 1/2						
		Deck	6 1/2						
5 1/4		Deck	6 1/2						
		Deck	4						
		Deck	6 x 8						
5 1/4		Deck	5 1/4 or 4			Side Panel	5 1/4		
		Deck	5 1/4						
		Deck	5 1/4						
		Deck	6 x 8						
		Deck	4 x 6 or 5 1/4						
1		Sail Panel	4			Door	1		8" Subs Under Seats, 4" Center
		Deck	6 1/2						
		Deck	6 1/2						



SPEAKER APPLICATIONS

MAKE/MODEL	TRIM QUALIFIER	BODY STYLE*	YEAR	FRONT LOCATION #1	FRONT SIZE #1	SPEAKER HARNESS	SPEAKER ADAPTER	FRONT LOCATION #2
BMW								
7 Series			1999 2001	Door	5 1/4			
7 Series			1990 1998	Door	6 x 8			
7 Series			1977 1989	Kick Panel	4 x 6			
850i			1990 1991	Kick Panel	5 1/4			A-Pillar
i3			2014 2018					
i8			2014 2019					
M			2006 2007					
M			1998 2002					
M2			2016 2018					
M235i			2014 2016					
M240i			2017 2018					
M3			2014 2018					
M3			2007 2013	Door	6 1/2			
M3			2002 2006	Door	5 1/4			
M3			2001 2001	Door	3 1/2			Kick Panel
M3			1999 1999	Door	3 1/2			Kick Panel
M3			1995 1998	Door	6 x 8			
M4			2014 2018					
M5			2018 2018					
M5			2013 2015					
M5			2006 2010	Door	5 1/4			
M5			2000 2003	Door	5 1/4			
M5			1991 1993	Door	6 x 8			
M5			1988 1988	Kick Panel	4 x 6 or 4			
M550i			2018 2019					
M6			2012 2018					
M6			2006 2010	Door	4			Dash
M6			1987 1988	Dash	4			
M6 Gran Coupe			2014 2019					
M760i			2017 2018					
X1			2016 2018					
X1			2013 2015					
X2			2018 2018					
X3, X3 M40i			2018 2019					
X3			2011 2017					
X3			2004 2010	Door	5 1/2			Door
X4			2019 2019					
X4, X4 M40i			2015 2018					
X5, X5M			2014 2018					
X5, X5M			2007 2013	Door	6 1/2			
X5			2000 2006	Door	6 1/2			
X6, X6M			2015 2018					
X6, X6M			2008 2014					
Z3			1996 2002	Door	5 1/4			
Z4			2009 2016					
Z4			2003 2008	Door	6 1/2			Door
Z8			2000 2003	Front	6 1/2			
Buick								
Allure			2005 2009	Door	6 3/4	72-4568		
Cascada			2016 2019					
Century			2004 2005	Door	5 1/4	72-4568		
Century			1997 2003	Door	5 1/4	72-4568		
Century			1990 1996	Dash	4 x 6	72-4500		
Century			1988 1989	Dash	4 x 6	72-4500		
Century			1982 1987	Dash	4 x 6	72-4500		
Electra			1988 1990	Door	6 1/2	72-4500		Dash



* For cars, default is Sedan or Coupe if cell is blank

SPEAKER APPLICATIONS

FRONT SIZE #2	SPEAKER HARNESS	REAR LOCATION #1	REAR SIZE #1	SPEAKER HARNESS	SPEAKER ADAPTER	REAR LOCATION #2	REAR SIZE #2	SPEAKER HARNESS	OTHER SPEAKER
		Door	6 1/2						
		Door	6 x 8						
		Deck	5 1/4						
2		Deck	5 1/4				2		
		Deck	6 1/2						
		Deck	6 1/2						
5 1/4		Deck	4						
5 1/4		Deck	4						
		Deck	6 x 8						
		Deck	5 1/4						
		Deck	5 1/4						
		Deck	6 x 8						
		Deck	4 x 6 or 5 1/4						
1		Sail Panel	4			Door	1		8" Subs Under Seats, 4" Center
		Deck	6 1/2						
1		Door	5 1/2						(2) 8" Sub
		Door	6 1/2						
		Door	6 1/2						
		Rear	5 1/4						
3 1/2		Rear Enc.	3 1/2						
		Deck							
		Deck	6 x 9						
		Door	6 x 9						
		Deck	6 x 9						
		Deck	6 x 9						
		Deck	6 x 9						
		Deck	6 x 9						
4 x 6		Deck	6 x 9						



SPEAKER APPLICATIONS

MAKE/MODEL	TRIM QUALIFIER	BODY STYLE*	YEAR	FRONT LOCATION #1	FRONT SIZE #1	SPEAKER HARNESS	SPEAKER ADAPTER	FRONT LOCATION #2
BUICK								
Electra			1984 1987	Door	6 1/2	72-4500		Dash
Enclave			2018 2019					
Enclave			2013 2017	Door	6 3/4		82-3003	
Enclave			2008 2012	Door	6 3/4		82-3006	
Encore			2017 2019					
Encore			2013 2016					
Envision			2016 2018					
LaCrosse			2014 2019					
LaCrosse			2010 2013					
LaCrosse			2005 2009	Door	6 3/4	72-4568		
Le Sabre			2000 2005	Door	5 1/4			
Le Sabre			1995 1999	Door	5 1/4	72-4568		Dash
Le Sabre			1988 1994	Door	5 1/4	72-4500		Dash
Le Sabre			1984 1987	Dash	4 x 6	72-4500		
Lucerne			2006 2011	Door	6 3/4		82-3006	
Park Avenue			1995 2005	Door	5 1/4	72-4568		Door
Park Avenue			1988 1994	Dash	4 x 6	72-4500		
Rainier			2004 2007	Door	6 1/2	72-4568		Dash
Reatta			1990 1991	Dash	4			
Reatta			1988 1989	Dash	4			
Regal			2014 2017					
Regal			2011 2013					
Regal			1995 2004	Door	5 1/4	72-4568		Dash
Regal			1988 1994	Door	4 x 6	72-4568		Dash
Regal			1984 1987	Door	5 1/4	72-4568		Dash
Regal Somerset			1985 1985					
Regal Sportback			2018 2018					
Regal TourX			2018 2018					
Rendezvous			2002 2007	Door	6 1/2	72-4568		
Riviera			1996 1999	Door	6 1/2	72-4568		
Riviera			1990 1995	Door	4 x 6	72-4500		
Riviera			1986 1989	Door	4 x 6	72-4500		
Riviera			1983 1985	Door	4 x 6	72-4500		
Roadmaster			1995 1996	Door	5 1/4	72-4568		
Roadmaster			1991 1994	Door	5 1/4	72-4500		
Skylark			1996 1998	Dash	4 x 6	72-4568		
Skylark			1987 1995	Door	5 1/4	72-4568		
Skylark			1983 1986	Dash	4 x 6	72-4500		
Skylark Somerset			1986 1987					
Skyhawk			1988 1989	Dash	3 1/2	72-4500		
Skyhawk			1982 1987	Dash	3 1/2	72-4500		
Terraza			2005 2007	Door	6 3/4	72-4568		
Verano			2012 2017					
CADILLAC								
ATS			2013 2018					
Brougham			1990 1992	Door	5 1/4	72-4500		
Brougham			1987 1989	Door	5 1/4	72-4500		
Catera			1997 2001	Front	6 1/2			
Cimarron			1982 1988	Dash	3 1/2	72-4565		
Coupe DeVille			1990 1993	Door	5 1/4	72-4568		Dash
Coupe DeVille			1988 1989	Dash	4 x 6	72-4568		
Coupe DeVille			1985 1987	Door	5 1/4			Dash
CT6			2016 2018					
CTS, CTS-V			2015 2017					
CTS, CTS-V		Coupe	2014 2014	Door	9			Dash
CTS, CTS-V		Sedan	2014 2014					



* For cars, default is Sedan or Coupe if cell is blank

SPEAKER APPLICATIONS

FRONT SIZE #2	SPEAKER HARNESS	REAR LOCATION #1	REAR SIZE #1	SPEAKER HARNESS	SPEAKER ADAPTER	REAR LOCATION #2	REAR SIZE #2	SPEAKER HARNESS	OTHER SPEAKER
4 x 6		Deck	6 x 9						
		Door	6 3/4						
		Door	6 3/4						
		Deck	6 x 9						
		Deck	6 x 9						
4 x 6		Deck	6 x 9						
4 x 6		Deck	6 x 9						
		Deck	6 x 9						
		Deck	6 x 9						
1		Deck	6 x 9			Door	5 1/4		
		Deck	6 x 9						
3 1/2		Door	6 1/2						
		Rear	6 1/2						
		Deck	6 x 9						
		Deck	6 x 9						
4		Deck	6 x 9						
4		Deck	6 x 9						
3 1/2		Deck	6 x 9						
		Deck	6 x 9			Side Panel	6 x 9		
		Deck	6 x 9						
		Deck	6 x 9						
		Deck	6 x 9						
		Deck	4 x 10						
		Deck	6 x 9						
		Deck	6 x 9						
		Deck	6 x 9						
		Deck	6 x 9						
		Deck	4 x 10						
		Deck	6 x 9						
		Deck	6 x 9						
		Door	6 3/4						
		Deck	6 x 9	72-4500					
		Deck	6 x 9	72-4500					
		Rear	6 x 9						
		Deck	6 x 9	72-4565					
4 x 6	72-4568	Deck	6 x 9	72-4568					
		Deck	6 x 9	72-4568					
4 x 6		Deck	6 x 9						
		Deck	6 x 9						
3 1/4		Door	5 1/4			Deck	3 1/4		10" Sub, 3 1/4" Center

SPEAKER APPLICATIONS

MAKE/MODEL	TRIM QUALIFIER	BODY STYLE*	YEAR	FRONT LOCATION #1	FRONT SIZE #1	SPEAKER HARNESS	SPEAKER ADAPTER	FRONT LOCATION #2
CADILLAC								
CTS, CTS-V		Wagon	2014 2014	Door	9			Dash
CTS, CTS-V		Coupe	2008 2013	Door	9			Dash
CTS, CTS-V		Sedan	2008 2013	Door	9			Dash
CTS, CTS-V		Wagon	2008 2013	Door	9			Dash
CTS, CTS-V			2003 2007	Door	5 1/4			
DeVille			2000 2005	Door	6 1/2			Door
DeVille			1996 1999	Door	5 1/4			Dash
DeVille			1990 1995	Door	5 1/4	72-4568		Dash
DeVille			1988 1989	Door	6 1/2	72-4568		Dash
DeVille			1985 1987	Door	5 1/4			Dash
DTS			2006 2011	Door	5 1/4			
ELR			2016 2016					
Eldorado			1996 2002	Door	4	72-4568		
Eldorado			1992 1993	Door	6 1/2	72-4500		Dash
Eldorado			1988 1991	Door	4	72-4500		Dash
Eldorado			1984 1987	Door	4	72-4500		Dash
Escalade, Escalade ESV			2015 2018					
Escalade, Escalade ESV, Escalade EXT			2007 2014	Door	6 1/2	72-4568	82-3006	
Escalade, Escalade ESV, Escalade EXT			2003 2006	Door	6 1/2	72-4568	82-3002	
Escalade, Escalade EXT			1999 2002	Door	6 1/2	72-4568		
Fleetwood			1993 1996	Door	5 1/4	72-4568		
Fleetwood			1985 1992	Door	5 1/4	72-4500		
Seville			2002 2004	Door	6 1/2			
Seville			1996 2001	Door	4 or 5 1/4			
Seville			1992 1995	Door	5 1/4	72-4568		
Seville			1984 1991	Door	4	72-4500		Dash
SRX			2010 2016					
SRX			2007 2009	Door	6 1/2			
SRX			2004 2006	Door	6 1/2			
STS			2005 2011	Door	6 1/2			
XLR			2004 2009					
XT5 Crossover			2017 2018					
XTS			2013 2018					
CHEVROLET								
Astro			1996 2005	Dash	6 1/2	72-4568	82-3047	
Astro			1991 1995	Dash	6 x 9	72-4569		
Astro			1985 1990	Dash	6 x 9	72-4500		
Avalanche			2007 2013	Door	6 1/2		82-3006	
Avalanche			2003 2006	Door	6 3/4	72-4568	82-3002	
Avalanche			2002 2002	Door	6 3/4	72-4568	82-3002	
Aveo			2009 2011			72-9300		
Aveo		Sedan	2007 2008	Door	5			
Aveo		Hatchback	2007 2008	Door	6 1/2	72-9300		
Aveo			2004 2006	Door	6 1/2	72-9300		
Beretta			1991 1996	Kick Panel	4 x 6	72-4568		
Beretta			1988 1990	Dash	4	72-4500		
Blazer (full size)			1992 1994	Dash	4 x 6	72-4500		
Blazer (full size)			1988 1991	Dash	3 1/2	72-4565		
Blazer (full size)			1973 1987	Dash	3 1/2	72-4500		
Bolt EV			2017 2018					
C/K Pickup			1995 2000	Door	6 1/2	72-4568	82-3002	
C/K Pickup			1988 1994	Dash	4 x 6	72-4500		
C/K Pickup			1973 1986	Dash	3 1/2	72-4500	82-3000	
Camaro			2016 2018	Door	6 x 9	72-5600	82-3017/3018	
Camaro		w/ Boston Acoustics	2010 2015	Door	6 3/4		82-3010	Door
Camaro		w/o Boston Acoustics	2010 2015	Door	6 3/4	72-4572	82-3010	

SPEAKER APPLICATIONS

FRONT SIZE #2	SPEAKER HARNESS	REAR LOCATION #1	REAR SIZE #1	SPEAKER HARNESS	SPEAKER ADAPTER	REAR LOCATION #2	REAR SIZE #2	SPEAKER HARNESS	OTHER SPEAKER
3 1/4		Door	5 1/4						3 1/4" Center
3 1/4						Deck	3 1/4		10" Sub, 3 1/4" Center
3 1/4		Door	5 1/4			Deck	3 1/4		10" Sub, 3 1/4" Center
3 1/4		Door	5 1/4						3 1/4" Center
		Door	5 1/4						8" Sub, 3 1/2" Center
1		Door	5 1/4			Deck	6 x 9		8" Sub
4 x 6		Deck	6 x 9						
4 x 6	72-4568	Deck	6 x 9	72-4568					
4 x 6	72-4568	Deck	6 x 9	72-4568					
4 x 6		Deck	6 x 9						
		Door	5 1/4						
		Deck	6 x 9	72-4568					
4 x 6	72-4500	Deck	6 x 9	72-4500					
4 x 6	72-4500	Deck	6 x 9	72-4500					
4 x 6	72-4500	Deck	6 x 9	72-4500					
		Door	5	72-4568					
		Door	6 1/2	72-4568					
		Door	6 1/2	72-4568					
		Deck	6 x 9	72-4568					
		Deck	6 x 9	72-4500					
		Door	6 1/2						
		Deck	6 x 9						
		Deck	6 x 9	72-4568					
4 x 6	72-4500	Deck	6 x 9	72-4500					
		Door	6 1/2						
		Door	6 1/2			Deck	6 x 9		
		Door	6 1/2						
		Door	6 1/2	72-4568		Pillar	4		
		Door	6 1/2	72-4569		Pillar	4	72-4569	
		Door	6 1/2	72-4500					
		Door	5						
		Door	6 3/4						
		Door	6 3/4						
		Deck	6 x 9						
		Deck	6 1/2						
		Deck	6 1/2						
		Deck	6 x 9	72-4568					
		Deck	6 x 9	72-4500					
		Pillar	4 x 6	72-4500					
		Side Panel	4 x 10	72-4565					
		Side Panel	4 x 10	72-4500					
		Pillar	4 x 6	72-4568					
		Pillar	4 x 6	72-4500					
		Side Panel	4 x 10	72-4500					
1		Deck	6 x 9	72-4571					Center Channel - 3-inch
		Deck	6 x 9	72-9002					

SPEAKER APPLICATIONS

MAKE/MODEL	TRIM QUALIFIER	BODY STYLE*	YEAR	FRONT LOCATION #1	FRONT SIZE #1	SPEAKER HARNESS	SPEAKER ADAPTER	FRONT LOCATION #2
CHEVROLET								
Camaro			1997 2002	Door	6 3/4	72-4568	82-3309	
Camaro			1993 1996	Door	6 3/4	72-4568	82-3309	
Camaro			1990 1992	Dash	4 x 6	72-4500	82-3009	
Camaro			1982 1989	Dash	4 x 6	72-4500	82-3009	
Caprice			2011 2012					
Caprice			1994 1996	Door	4 x 6	72-4568		
Caprice			1991 1993	Door	4 x 6	72-4500		
Caprice			1988 1990	Dash	4 x 6	72-4569		
Caprice			1985 1987	Dash	4 x 6	72-4569		
Captiva Sport			2012 2015	Door	6 1/2			
Cavalier			2001 2005	Door	4 x 6	72-4570	82-3300	
Cavalier			2000 2000	Door	4 x 6	72-4570	82-3300	
Cavalier			1995 1999	Door	4 x 6	72-4570	82-3300	
Cavalier			1991 1994	Dash	3 1/2	72-4569		
Cavalier			1988 1990	Dash	3 1/2	72-4500		
Cavalier			1982 1987	Dash	3 1/2	72-4500		
Celebrity			1984 1990	Dash	4 x 6	72-4500		
Citation II			1985 1985	Dash	4 x 6	72-4500		
City Express			2015 2018					
Classic			2004 2005	Door	4 x 6	72-4568		
Cobalt			2005 2010	Door	6 1/2	72-4568	82-3002	
Colorado			2015 2018	Door	6 x 9	72-4572	82-3004	
Colorado			2004 2012	Door	6 1/2	72-4568		
Corsica			1991 1996	Kick Panel	4 x 6	72-4568		
Corsica			1988 1990	Dash	4	72-4500		
Corvette			2014 2019					
Corvette			2005 2013	Door	6 3/4	72-4568	82-3014	Door
Corvette			1997 2004	Door	6 1/2	72-4570	82-3013	
Corvette			1990 1996	Kick Panel	4			
Corvette			1984 1989	Door	4	72-4500		
Corvette			1978 1982	Dash	4 x 6	72-4500		
Cruze, Cruze Hatchback			2016 2018					
Cruze			2011 2015	Door	6 1/2	72-4572	82-3006	
Cruze Limited			2016 2016	Door		72-4572		
El Camino			1986 1987	Dash	3 1/2	72-4500		
El Camino			1982 1985	Dash	3 1/2	72-4500		
Equinox			2018 2018					
Equinox			2010 2017					
Equinox			2007 2009	Door	6 1/2		82-3307	
Equinox			2005 2006	Door	6 1/2		82-3307	
Express			2008 2018	Door	6 1/2			
Express			2003 2007	Door	6 1/2	72-4568	82-3048	
Express			2001 2002	Door	6 1/2	72-4568	82-3048	
Express			1996 2000	Door	6 1/2	72-4568	82-3048	
G-Series Van			1988 1995	Dash	4 x 6	72-4569		
G-Series Van			1986 1987	Dash	4 x 6	72-4500		
HHR			2006 2011	Door	6 1/2	72-4568		
Impala			2014 2018					
Impala			2006 2013	Door	6 1/2	72-4568		
Impala			2000 2005	Door	6 1/2	72-4568		
Impala			1994 1996	Door	4 x 6	72-4568		
Impala			1978 1990	Dash	4 x 6	72-4500		
Impala Limited			2014 2014	Door	6 1/2	72-4568		
Lumina			1995 2001	Door	5 1/4	72-4568		
Lumina			1990 1994	Door	4 x 6	72-4568		
Lumina APV			1993 1996	Dash	4 x 6	72-4500		

* For cars, default is Sedan or Coupe if cell is blank



SPEAKER APPLICATIONS

FRONT SIZE #2	SPEAKER HARNESS	REAR LOCATION #1	REAR SIZE #1	SPEAKER HARNESS	SPEAKER ADAPTER	REAR LOCATION #2	REAR SIZE #2	SPEAKER HARNESS	OTHER SPEAKER
		Side Panel	6 3/4	72-4568					
		Side Panel	6 3/4	72-4568					
		Side Panel	6 x 9	72-4500					
		Side Panel	6 x 9	72-4500					
		Deck	6 x 9	72-4568					
		Deck	6 x 9	72-4500					
		Deck	6 x 9	72-4569					
		Deck	6 x 9	72-4569					
		Door	6 1/2						
		Deck	6 x 9						
		Deck	6 x 9						
		Deck	6 x 9	72-4570					
		Deck	6 x 9	72-4569					
		Deck	6 x 9	72-4500					
		Deck	6 x 9	72-4500					
		Deck	6 x 9	72-4500					
		Deck	4 x 10	72-4500					
		Deck	6 x 9						
		Deck	6 1/2						
		Door (EXT)	6 1/2	72-4572	82-3006				
		Door	6 1/2						
		Deck	6 x 9	72-4568					
		Deck	6 x 9	72-4500					
3 1/2		Side Panel	5 1/4						
		Side Panel	6 1/2	72-4570					
		Rear Panel.	6 1/2						
		Rear Panel.	4	72-4500					
		Rear Panel.	6 x 9	72-4500					
		Door		72-4572		Sub		72-4572	
		Door		72-4572		Sub		72-4572	
		Deck	4 x 10	72-4500					
		Deck	4 x 10	72-4500					
		Door	6 1/2						
		Door	6 1/2						
		Tailgate	6 1/2						
		Tailgate	6 1/2						
		Tailgate	6 1/2						
		Tailgate	6 1/2	72-4568					
		Deck	6 x 9						
		Deck	6 x 9						
		Deck	6 x 9	72-4568					
		Deck	6 x 9	72-4500					
		Deck	6 x 9						
		Deck	6 x 9	72-4568					
		Deck	6 x 9	72-4568					
		Side Panel	5 1/4	72-4500					

SPEAKER APPLICATIONS

MAKE/MODEL	TRIM QUALIFIER	BODY STYLE*	YEAR	FRONT LOCATION #1	FRONT SIZE #1	SPEAKER HARNESS	SPEAKER ADAPTER	FRONT LOCATION #2
CHEVROLET								
Lumina APV			1990 1992	Dash	4 x 6	72-4500		
Malibu			2016 2018	Door	6 1/2		82-3010	
Malibu			2013 2015					
Malibu			2008 2012	Door	6 1/2			A-Pillar
Malibu			2004 2007	Door	6 1/2	72-4568		
Malibu			2001 2003	Door	4 x 6	72-4568		
Malibu			1997 2000	Door	4 x 6	72-4568		
Malibu Classic			2008 2008	Door	6 1/2	72-4568		
Malibu Classic			2004 2005	Door	4 x 6	72-4568		
Malibu Limited			2016 2016					
Malibu Maxx			2004 2007	Door	6 1/2	72-4568		
Metro			2000 2001	Door	6 1/2	72-4570	82-3411	
Metro			1995 1999	Dash	4	72-4570	82-3411	
Monte Carlo			2006 2007	Door	6 1/2	72-4568		
Monte Carlo			2002 2005	Door	6 1/2	72-4568		
Monte Carlo			2000 2001	Door	6 1/2	72-4568		
Monte Carlo			1995 1999	Door	5 1/4	72-4568		
Monte Carlo			1978 1988	Dash	3 1/2	72-4500		
Nova			1985 1988	Dash	4	72-4500		
Prizm			2000 2003	Door	6 1/2	72-7300	82-3413	
Prizm			1998 1999	Door	6 1/2	72-7300	82-3413	
R/V Pickup			1987 1991	Dash	3 1/2	72-4500	82-3000	
S-10 Blazer			1998 2005	Dash	4 x 6	72-4568	82-3043	Door
S-10 Blazer			1995 1997	Dash	4 x 6	72-4568	82-3043	Door
S-10 Blazer			1990 1994	Dash	4 x 6	72-4500	85-3021	
S-10 Blazer			1986 1989	Dash	4 x 6	72-4500	85-3021	
S-10 Blazer			1982 1985	Dash	4 x 6	72-4500	85-3021	
S-10 Pickup			1998 2004	Dash	4 x 6	72-4568	82-3043	Door
S-10 Pickup			1994 1997	Dash	4 x 6	72-4568	82-3043	Door
S-10 Pickup			1986 1993	Dash	4 x 6	72-4500		
S-10 Pickup			1982 1985	Dash	4 x 6	72-4500		
Silverado 1500			2014 2017			72-4572	82-3004	
Silverado 2500HD, 3500HD, Chassis Cab			2015 2017	Door	6 x 9	72-4572	82-3004	Dash
Silverado 2500HD, 3500HD, Chassis Cab			2014 2014	Door	6 1/2	72-4568	82-3002 or 82-3006	
Silverado			2008 2013	Door	6 1/2	72-4568	82-3002 or 82-3006	
Silverado	New body		2007 2007	Door	6 1/2	72-4568	82-3002 or 82-3006	
Silverado	Classic		2007 2007	Door	6 1/2	72-4568	82-3002	Door
Silverado			2003 2006	Door	6 3/4	72-4568	82-3002	Door
Silverado			1999 2002	Door	6 3/4	72-4568	82-3002	
Sonic			2017 2018			72-4568		
Sonic			2012 2016			72-4568		
Spark			2016 2018	Door	6 1/2	72-4572	82-3006	
Spark			2013 2015					
Spectrum			1985 1988	Dash	4			
Sprint			1985 1988	Dash	4			
SS			2014 2017					
SSR			2003 2006	Door	6 3/4			Door
Suburban			2015 2017	Door	6 x 9	72-4572	82-3004	
Suburban			2007 2014	Door	6 1/2			
Suburban			2003 2006	Door	6 3/4	72-4568	82-3002	
Suburban			1995 2002	Door	6 3/4	72-4568	82-3002	
Suburban			1992 1994	Dash	4 x 6	72-4500		
Suburban			1973 1991	Dash	3 1/2	72-4500	82-3000	
Tahoe			2015 2018			72-4572	82-3004	
Tahoe			2007 2014	Door	6 1/2	72-4568		
Tahoe			2003 2006	Door	6 3/4	72-4568	82-3002	

* For cars, default is Sedan or Coupe if cell is blank



SPEAKER APPLICATIONS

FRONT SIZE #2	SPEAKER HARNESS	REAR LOCATION #1	REAR SIZE #1	SPEAKER HARNESS	SPEAKER ADAPTER	REAR LOCATION #2	REAR SIZE #2	SPEAKER HARNESS	OTHER SPEAKER
		Side Panel	5 1/4	72-4500					
		Deck	6 x 9		82-3005/3006				
11/4		Deck	6 x 9						
		Deck	6 x 9						
		Deck	6 x 9						
		Deck	6 x 9	72-4568					
		Deck	6 x 9						
		Deck	6 x 9						2-8" subs in panel behind seats
		Deck	6 x 9						
		Deck	6 x 9						
		Side Panel	5 1/4	72-4570					
		Deck	6 x 9						
		Deck	6 x 9						
		Deck	6 x 9						
		Deck	6 x 9	72-4568					
		Deck	4 x 10	72-4500					
		Side Panel	5 1/4	72-4500					
		Deck	6 1/2						
		Deck	6 1/2	72-7300					
		Side Panel	4 x 10	72-4500					
6 1/2		Pillar	4 x 6	72-4568					
6 1/2		Side Panel	6 x 9	72-4568		Door	6 1/2		
		Side Panel	6 x 9	72-4500		Door	6 1/2	72-4500	
		Side Panel	6 x 9	72-4500					
		Side Panel	6 x 9	72-4500					
6 1/2		B Pillar	4 x 6	72-4568					
6 1/2		B Pillar	4 x 6	72-4568					
		B Pillar	4 x 10	72-4500					
		B Pillar	4 x 10	72-4500					
2		Door	6 1/2						
		Door (EXT)	6 3/4	72-9002	82-3020	Door (Crew)	6 3/4		
		Door (EXT)	6 3/4	72-9002	82-3020	Door (Crew)	6 3/4		
		Door (EXT)	6 3/4	72-9002	82-3020	Door (Crew)	6 3/4		
1		Pillar	4 x 6						
1		Pillar	4 x 6			Door	6 3/4		
		Pillar	4 x 6	72-4568		Door	6 3/4		
		Side Panel	4						
		Side Panel	4						
4		Rear	4						
		Door	5	72-4572	82-3006				
		Door	5						
		Overhead	4 x 10			Door	6 1/2		
		Overhead	4 x 10	72-4568		Door	6 1/2		
		Pillar	4 x 6	72-4500		Door	6 1/2	72-4500	
		Rear Panel	4 x 10	72-4500					
		Door	5						
		Overhead	4 x 10			Door	6 1/2		

SPEAKER APPLICATIONS

MAKE/MODEL	TRIM QUALIFIER	BODY STYLE*	YEAR	FRONT LOCATION #1	FRONT SIZE #1	SPEAKER HARNESS	SPEAKER ADAPTER	FRONT LOCATION #2
CHEVROLET								
Tahoe			1995 2002	Door	6 3/4	72-4568	82-3002	
Tracker			1998 2004	Door	6 1/2	72-4500		
Trailblazer			2002 2009	Door	6 1/2	72-4568		
Traverse			2018 2018	Door	6 x 9	72-4572	82-3004	
Traverse			2013 2017					
Traverse			2009 2012					
Trax			2017 2018					
Trax			2015 2016					
Uplander			2005 2008	Door	6 1/2			
Venture			2000 2005	Door	6 1/2	72-4568		
Venture			1997 1999	Door	6 1/2	72-4568		
Volt			2016 2018					
Volt			2011 2015					
CHRYSLER								
200	w/ Alpine amp		2015 2017	Door	6 x 9	72-6514		
200	LX		2015 2016			72-6514		
200			2011 2014			72-6514		
300			2015 2018			72-6514		
300			2011 2014			72-6514		
300			2008 2010	Door	6 3/4			Dash
300			2005 2007	Door	6 x 9	72-6514		Dash
300M			1999 2004	Door	6 1/2	72-6512	82-6600	Dash
Aspen			2008 2009	Door	6 3/4			
Aspen			2007 2007	Door	6 3/4	72-6514		
Cirrus			1995 2000	Door	6 1/2	72-6512	82-6600	
Concorde			1998 2004	Door	6 1/2	72-6512	82-6600	Dash
Concorde			1993 1997	Door	5 1/4	72-6500		Dash
Cordoba			1975 1983	Dash	3 1/2			
Crossfire			2004 2008	Door	6 1/2			
E-Class			1984 1993	Dash	3 1/2			
E-Class			1983 1983	Dash	3 1/2	72-4565		
Fifth Avenue			1984 1993	Door	5 1/4	72-4565		
Fifth Avenue			1979 1983	Dash	3 1/2			
Horizon			1978 1983	Door	5 1/4	72-6000		
Imperial			1990 1993	Dash	3 1/2	72-4565		
LHS			1999 2001	Door	6 1/2	72-6512	82-6600	
LHS			1995 1998	Door	5 1/4	72-6512		Dash
Laser			1984 1989	Door	5 1/4	72-4565		Dash
LeBaron, LeBaron GTS			1984 1995	Door	5 1/4	72-4565		Dash
LeBaron			1977 1983	Dash	3 1/2	72-6500		
Newport			1977 1980	Dash	3 1/2			
New Yorker			1994 1996	Dash	3 1/2	72-6500		
New Yorker			1984 1993	Door	5 1/4	72-4565		Dash
New Yorker			1975 1983	Dash	3 1/2	72-6500		
Pacifica			2017 2018					
Pacifica			2004 2008	Door	6 1/2			
PT Cruiser			2006 2010	Door	6 1/2	72-6514	82-6600	Door
PT Cruiser			2001 2005	Door	6 1/2	72-6512	82-6600	Door
Prowler			1997 2002	Door	6 1/2			
Sebring			2007 2010	Door	6 x 9			Dash
Sebring		Convertible	2001 2006	Door	6 x 9	72-6512		
Sebring		Coupe	2001 2005	Door	6 1/2			
Sebring		Sedan	2002 2006	Door	6 x 9	72-6512		
Sebring		Sedan	2001 2001	Door	6 1/2	72-6512		
Sebring		Convertible	1996 2000	Door	6 x 9	72-6512		Dash
Sebring		Coupe, Sedan	1995 2000	Door	5 1/4	72-6512		

SPEAKER APPLICATIONS

FRONT SIZE #2	SPEAKER HARNESS	REAR LOCATION #1	REAR SIZE #1	SPEAKER HARNESS	SPEAKER ADAPTER	REAR LOCATION #2	REAR SIZE #2	SPEAKER HARNESS	OTHER SPEAKER
		Overhead	4 x 10	72-4568		Door	6 1/2		
		Side Panel	6 1/2	72-4500					
		Door	6 1/2						
		Door	6 1/2	72-4572	82-3010				
		Door	6 1/2						
		Tailgate	6 1/2						
		Tailgate	6 1/2	72-4568					
		Door	3 1/2	72-6514		Deck	6 x 9	72-6514	
2 1/2		Deck	6 x 9						8" Sub
3 1/2		Deck	6 x 9						
3 1/2		Deck	6 x 9						
		Door	6 3/4						
		Door	6 3/4						
		Deck	6 x 9						
3 1/2		Deck	6 x 9			Door	5 1/4		
3 1/2		Deck	6 x 9						
		Deck	6 x 9						
		Side Panel	6 1/2						
		Deck	5 x 7						
		Deck	5 x 7						
		Deck	6 x 9						
		Deck	6 x 9						
		Deck	6 x 9						
		Deck	5 1/4						
		Deck	5 1/4						
3 1/2		Deck	6 x 9						
3 1/2		Side Panel	5 x 7						
3 1/2		Rear	6 x 9			Door	5 1/4		
		Rear	6 x 9						
		Rear	6 x 9						
		Deck	6 x 9						
3 1/2		Deck	6 x 9						
		Deck	6 x 9						
		Door	6 1/2						
3 1/2		Door	5 x 7						
3 1/2		Door	5 x 7						
2 1/2		Deck	6 x 9						
		Side Panel	6 x 9						
		Deck	6 x 9						
		Deck	6 x 9						6 1/2" Sub under Driver's Seat
		Deck	6 x 9						
3 1/2		Side Panel	6 x 9						
		Deck	6 x 9						

SPEAKER APPLICATIONS

MAKE/MODEL	TRIM QUALIFIER	BODY STYLE*	YEAR	FRONT LOCATION #1	FRONT SIZE #1	SPEAKER HARNESS	SPEAKER ADAPTER	FRONT LOCATION #2
CHRYSLER								
Town & Country			2008 2017	Door	6 x 9			Dash
Town & Country			2001 2007	Door	5 x 7	72-6512		Dash
Town & Country			1990 2000	Door	5 x 7	72-6512		Dash
Voyager			2001 2003	Door	5 x 7	72-5510		Dash
Voyager, Grand Voyager			2000 2000	Door	5 x 7	72-5510		Dash
DAEWOO								
Lanos			1999 2002	Door	6 1/2			
Leganza			1999 2002	Door	6 1/2			
Nubira			1999 2002	Door	6 1/2			
DODGE								
Aries			1984 1989	Door	5 1/4	72-4505		Dash
Aries			1981 1983	Door	5 1/4	72-6500		Dash
Aspen			1976 1980	Dash	3 1/2			
Avenger			2008 2014	Door	6 x 9			Dash
Avenger			1995 2000	Door	6 1/2	72-6512		
Caliber			2009 2012	Door	6 x 9			
Caliber			2007 2008	Door	6 x 9			
Caravan, Grand Caravan			2008 2018	Door	6 x 9			Dash
Caravan, Grand Caravan			2002 2007	Door	6 x 9			Dash
Caravan, Grand Caravan			2001 2001	Door	5 1/4	72-6512		
Caravan, Grand Caravan			1996 2000	Door	5 1/4	72-4565		
Caravan			1984 1995	Door	5 1/4	72-4565		
Challenger			2015 2018					
Challenger			2008 2014	Door	6 x 9			
Charger			2015 2018					
Charger			2011 2014			72-6514		
Charger			2008 2010	Door	6 x 9	72-6514		
Charger			2005 2007	Door	6 x 9	72-6514		
Charger			1984 1987	Door	5 1/4	72-4565		
Charger			1974 1983	Door	5 1/4			
Colt			1993 1994	Dash	4	72-9301		
Colt			1987 1992	Door	5 1/4	72-9301		Dash
Colt			1985 1986	Door	5 1/4			Dash
Colt Vista			1992 1994	Door	5 1/4	72-9301		Dash
Colt Vista			1987 1991	Dash	3 1/2	72-9301		
Colt Vista			1986 1986	Dash	3 1/2			
Dakota			2008 2011	Door	6 3/4			
Dakota			2005 2007	Door	6 1/2			
Dakota			2002 2004	Door	6 1/2	72-6514	82-6600	
Dakota			2001 2001	Door	6 1/2		82-6600	
Dakota			1997 2000	Door	6 1/2	72-4565	82-6600	
Dakota			1987 1996	Door	6 1/2	72-6511		
Dart			2013 2016	Door	6 x 9	72-6514		
Daytona			1984 1993	Door	5 1/4	72-4565		Dash
Diplomat			1984 1989	Dash	3 1/2	72-4565		
Diplomat			1980 1983	Dash	3 1/2			
Durango			2014 2018	Door	6 x 9	72-6514		Door
Durango			2011 2013					
Durango			2008 2009	Door	6 3/4			
Durango			2004 2007	Door	6 1/2	72-6514	82-6600	
Durango			2002 2003	Door	6 1/2		82-6600	
Durango			2001 2001	Door	6 1/2	72-4565	82-6600	
Durango			1998 2000	Door	6 1/2	72-4565	82-6600	
Dynasty			1988 1993	Door	5 1/4	72-4565		Dash
Intrepid			1998 2004	Door	6 1/2	72-6512	82-6600	
Intrepid			1993 1997	Door	4	72-6513		Dash

* For cars, default is Sedan or Coupe if cell is blank



SPEAKER APPLICATIONS

FRONT SIZE #2	SPEAKER HARNESS	REAR LOCATION #1	REAR SIZE #1	SPEAKER HARNESS	SPEAKER ADAPTER	REAR LOCATION #2	REAR SIZE #2	SPEAKER HARNESS	OTHER SPEAKER
5 1/4		Side Panel	6 x 9						
5 1/4		Side Panel	6 x 9						
5 1/4		Side Panel	6 x 9						
5 1/4		Side Panel	6 x 9						
5 1/4		Side Panel	6 x 9						
		Deck	6 1/2						
		Deck	6 1/2						
		Deck	6 1/2						
3 1/2		Deck	5 x 7						
3 1/2		Deck	5 x 7						
		Deck	6 x 9						
2 1/2		Deck	6 x 9						
		Deck	6 x 9						
		Deck	6 x 9						
		Deck	6 x 9						
5 1/4		Side Panel	6 x 9						
5 1/4		Side Panel	6 x 9						
		Side Panel	6 x 9						
		Side Panel	6 x 9						
		Side Panel	6 x 9						
		Deck	5 1/4						
		Deck	6 x 9						
		Deck	6 x 9						
		Deck	6 x 9						
		Deck	6 x 9						
		Deck	6 x 9						
4		Deck	6 1/2						
4		Deck	6 1/2						
4		Deck	6 x 9						
		Deck	5 1/4						
		Deck	5 1/4						
		Door	6 3/4						
		Door	6 1/2			Side Panel	6 1/2		
		Door	6 1/2			Side Panel	6 1/2		
		Side Panel	5 1/4						
		Side Panel	6 1/2						
		Side Panel	5 x 7						
		Door	6 x 9	72-6514					
3 1/2		Side Panel	5 x 7						
		Deck	6 x 9						
		Deck	6 x 9						
1		Door	6 1/2	72-6514	82-6600				
		Door	6 3/4						
		Door	6 1/2						
		Door	6 1/2						
		Door	6 1/2						
		Door	6 1/2						
3 1/2		Deck	6 x 9						
		Deck	6 x 9						
3 1/2		Deck	6 x 9						



SPEAKER APPLICATIONS

MAKE/MODEL	TRIM QUALIFIER	BODY STYLE*	YEAR	FRONT LOCATION #1	FRONT SIZE #1	SPEAKER HARNESS	SPEAKER ADAPTER	FRONT LOCATION #2
DODGE								
Journey			2011 2018					
Journey			2009 2010	Door	6 x 9			
Lancer			1986 1989	Door	5 1/4	72-4565		Dash
Magnum			2008 2009	Door	6 x 9			Dash
Magnum			2005 2007	Door	6 x 9	72-6514		Dash
Mirada			1983 1983	Dash	3 1/2	72-6000		
Mirada			1979 1982	Dash	3 1/2			
Monaco			1990 1992	Door	5 1/4			
Neon			2002 2006	Door	6 1/2	72-6512	82-6600	Dash
Neon			2000 2001	Door	6 1/2	72-4570	82-6600	Dash
Neon			1995 1999	Door	6 1/2	72-4570	82-6600	Dash
Nitro			2007 2011	Door	6 3/4			
Omni			1984 1990	Door	5 1/4	72-6000		
Omni			1978 1983	Door	5 1/4	72-6000		
Raider			1987 1989	Door	5 1/4	72-9301		Dash
Ram	1500		2009 2011					
Ram	1500		2006 2008	Door	6 x 9	72-6514	82-6901	
Ram	1500		2002 2005	Door	6 x 9	72-6514	82-6901	
Ram	2500, 3500		2010 2011					
Ram	2500, 3500		2006 2009	Door	6 x 9	72-6514	82-6901	
Ram	2500, 3500		2003 2005	Door	6 x 9	72-6512	82-6901	
Ram	2500, 3500		2002 2002	Door	6 x 9	72-1002	82-6901	
Ram			1994 2001	Door	6 x 9	72-1002	82-6901	
Ram			1984 1993	Door	6 x 9	72-4565		
Ram			1974 1983	Door	6 x 9			
Ram 50			1987 1993	Dash	4	72-9301		
Ram Charger			1984 1993	Door	6 x 9	72-4565		
Ram Charger			1981 1983	Door	6 x 9			
Ram Chassis Cab			2011 2011					
Ram Chassis Cab			2008 2010	Door	6 x 9	72-6514	82-6901	
Ram Van			1998 2003	Door	6 x 9	72-6512		
Ram Van			1990 1997	Door	6 x 8	72-6512		Dash
Ram Van			1984 1989	Door	6 x 8	72-6511		Dash
Ram Van			1978 1983	Door	5 1/4			Dash
Shadow			1987 1994	Door	5 1/4	72-4565		
Spirit			1995 1995	Door	5 1/4	72-6510		
Spirit			1989 1994	Door	5 1/4	72-6510		
Sprinter			2007 2009	Dash	4			
Sprinter			2003 2006	Dash	4			
St. Regis			1979 1981	Dash	3 1/2			
Stealth			1990 1996	Door	6 1/2			
Stratus			2001 2006	Door	6 x 9	72-6512		
Stratus			1995 2000	Door	6 1/2	72-6512		
Viper (SRT)			2013 2017	Door	6 x 9			
Viper			2003 2010	Door	6 x 9			
Viper			1993 2002	Door	6 1/2			
EAGLE								
Premier			1988 1992	Door	5 1/4			
Summit		Coupe, Sedan	1988 1996	Dash	4			
Summit		Wagon	1992 1995	Dash	4			
Talon			1995 1998	Door	6 1/2	72-9301		Dash
Talon			1990 1994	Door	6 1/2	72-9301		Dash
Vision			1993 1997	Door	5 1/4	72-6512		Dash
FIAT								
124 Spider			2017 2018					
131			1990 1983	Door	5 1/4			

* For cars, default is Sedan or Coupe if cell is blank



SPEAKER APPLICATIONS

FRONT SIZE #2	SPEAKER HARNESS	REAR LOCATION #1	REAR SIZE #1	SPEAKER HARNESS	SPEAKER ADAPTER	REAR LOCATION #2	REAR SIZE #2	SPEAKER HARNESS	OTHER SPEAKER
			6 x 9						
3 1/2		Deck	6 x 9						
2 1/2		Deck	6 x 9						
3 1/2		Side Panel	6 x 9						
		Rear	6 x 9						
		Rear	6 x 9						
		Rear	6 x 9						
3 1/2		Deck	6 x 9						
3 1/2		Deck	6 x 9						
3 1/2		Deck	6 x 9						
		Door	6 3/4						
		Rear	6 1/2						
		Rear	6 1/2						
3 1/2		Rear	5 1/4						
		Rear	5 1/4						
		Rear	5 1/4						
		Rear	5 1/4						
		Rear	5 1/4						
		Rear	5 1/4						
		Rear	6 1/2						
		Rear	5 1/4						
		Rear	5 1/4						
		Rear	5 1/4						
		Rear	5 1/4						
		Rear	6 x 9						
3 1/2									
3 1/2									
3 1/2		Side Shelf	5 x 7						
		Side Panel	5 x 7						
		Side Panel	5 1/4						
		Rear	6 x 9						
		Rear	6 x 9						
		Deck	6 x 9						
		Deck	6 x 9						
		Rear	6 1/2						
		Rear	6 1/2						
		Rear	6 1/2						
		Deck	6 x 9						
		Side Panel	6 x 9						
		Side Panel	6 x 9						
4		Side Panel	6 x 9						
4		Side Panel	6 1/2						
3 1/2		Deck	6 x 9						
		Deck	6 1/2						

SPEAKER APPLICATIONS

MAKE/MODEL	TRIM QUALIFIER	BODY STYLE*	YEAR	FRONT LOCATION #1	FRONT SIZE #1	SPEAKER HARNESS	SPEAKER ADAPTER	FRONT LOCATION #2
FIAT								
500 / 500C / 500E			2016 2017	Door	6 1/2	72-9000	82-6602	A-Pillar
500 / 500C / 500E			2012 2015					
500L			2014 2018					
500X			2016 2018					
Bertone X1/9			1985 1988	Door	4			
Spider			1970 1983	Door	4			Dash
FORD								
Aerostar			1992 1997	Dash	3 1/2	72-5500		
Aerostar			1986 1991	Dash	3 1/2	72-5500		
Aerostar			1985 1985	Dash	3 1/2	72-5510		
Aspire			1995 1997	Door	5 1/4	72-9300		
Bronco (full size)			1992 1996	Door	6 1/2	72-5512		
Bronco (full size)			1987 1991	Door	6 1/2	72-5512		
Bronco (full size)			1985 1986	Door	6 1/2	72-5510		
Bronco (full size)			1973 1984	Door	6 1/2			
Bronco II			1989 1990	Door	6 1/2			
Bronco II			1983 1988	Dash	4			
C-Max			2013 2018					
Contour			1995 2000	Door	6 x 8	72-9300		
Crown Victoria			1998 2011	Door	6 x 8	72-5600		
Crown Victoria			1992 1997	Door	6 x 8	72-5512		
Econoline (a.k.a. E-Series)			2014 2018	Door	6 x 8	72-5512		
Econoline			2009 2013	Door	6 x 8	72-5512		
Econoline			1997 2008	Door	6 x 8	72-5512		
Econoline			1992 1996	Door	6 x 8	72-5512		
Econoline			1986 1991	Door	6 1/2	72-5510		
Econoline			1982 1985	Dash	5 x 7	72-5510		
Econoline			1975 1981	Dash	5 x 7	72-5565		
EcoSport			2018 2018					
Edge			2015 2018	Door	6 1/2	72-5602	82-5605	Door
Edge			2011 2014					
Edge			2007 2010	Door	6 x 8	72-5600		
Escape			2013 2018	Door	6 1/2	72-5602	82-5605	
Escape			2008 2012	Door	6 x 8	72-5600		
Escape			2004 2007	Door	6 x 8	72-5600		
Escape			2001 2003	Door	6 x 8	72-5600		
Escort / Escort ZX2			1997 2003	Door	6 1/2	72-5512		
Escort			1991 1996	Door	5 1/4	72-5512		
Escort / Escort EXP			1985 1990	Door	5 1/4	72-5510		
Excursion			2000 2005	Door	6 x 8	72-5600		
Expedition / Expedition Max			2018 2018					
Expedition			2015 2017					
Expedition			2007 2014	Door	6 x 8	72-5600		
Expedition			1999 2006	Door	6 x 8	72-5600		
Expedition			1997 1998	Door	6 x 8	72-5512		
Explorer			2016 2018	Door	6 x 9	72-5602	82-5606/07	
Explorer			2011 2015	Door	6 x 9		82-5602/03	
Explorer			2006 2010	Door	6 x 8	72-5600		
Explorer			2002 2005	Door	6 x 8	72-5600		
Explorer			1998 2001	Door	6 x 8	72-5512		
Explorer			1995 1997	Door	6 x 8	72-5512		
Explorer			1991 1994	Door	6 x 8	72-5512		
Explorer Sport Trac			2006 2010	Door	6 x 8	72-5600		
Explorer Sport Trac			2001 2005	Door	6 x 8	72-5600		
F-150			2015 2018	Door	6 X 9	72-5602	82-5606/5607	A-Pillar
F-150			2009 2014	Door	6 x 8	72-5600		

SPEAKER APPLICATIONS

FRONT SIZE #2	SPEAKER HARNESS	REAR LOCATION #1	REAR SIZE #1	SPEAKER HARNESS	SPEAKER ADAPTER	REAR LOCATION #2	REAR SIZE #2	SPEAKER HARNESS	OTHER SPEAKER
3/4		Side Panel	3 1/2	72-7902	82-6544				
		Deck	4 x 6						
4		Deck	5 1/4						
		Side Panel	6 x 9			Door	3 1/2		
		Side Panel	6 x 9			Door	3 1/2		
		Side Panel	6 x 9			Door	3 1/2		
		Side Panel	5 1/4						
		Side Panel	6 x 8						
		Side Panel	6 x 8						
		Side Panel	6 x 8						
		Side Panel	6 x 8						
		Side Panel	6 x 8						
		Side Panel	6 x 8						
		Door	6 x 8						
		Deck	6 x 9						82-5600 speaker plates for 6 1/2" speaker
		Deck	6 x 9						
		Side Panel	6 x 8			Door	6 x 8		82-5600 speaker plates for 6 1/2" speaker
		Side Panel	6 x 8			Door	6 x 8		82-5600 speaker plates for 6 1/2" speaker
		Side Panel	6 x 8			Door	6 x 8		82-5600 speaker plates for 6 1/2" speaker
		Side Panel	6 x 8			Door	6 x 8		
		Side Panel	6 x 8						
		Side Panel	6 x 8						
1		Door	6 1/2	72-5602	82-5605				
		Door	6 x 8						82-5600 speaker plates for 6 1/2" speaker
		Door	6 1/2	72-5602	82-5605				
		Door	6 x 8						82-5600 speaker plates for 6 1/2" speaker
		Door	6 x 8						82-5600 speaker plates for 6 1/2" speaker
		Door	6 x 8						82-5600 speaker plates for 6 1/2" speaker
		Deck	6 x 8						82-5600 speaker plates for 6 1/2" speaker
		Deck	6 1/2			Side Panel	6 x 8		
		Deck	6 x 8			Side Panel	6 x 8		
		Door	6 x 8						82-5600 speaker plates for 6 1/2" speaker
		Door	6 x 8						82-5600 speaker plates for 6 1/2" speaker
		Door	6 x 8						82-5600 speaker plates for 6 1/2" speaker
		Door	6 1/2	72-5602	82-5605				
		Side Panel	6 x 8						8" Sub in Cargo Area
		Door	6 x 8			Side Panel	6 x 8		82-5600 speaker plates for 6 1/2" speaker
		Door	6 x 8			Side Panel	6 x 8		82-5600 speaker plates for 6 1/2" speaker
		Door	6 x 8			Side Panel	6 x 8		82-5600 speaker plates for 6 1/2" speaker
		Door	6 x 8			Side Panel	6 x 8		82-5600 speaker plates for 6 1/2" speaker
		Door	6 x 8						
		Door	6 x 8						82-5600 speaker plates for 6 1/2" speaker
1		Door	6 1/2	72-5602	82-5605				SONY: 3 1/2 in dash
		Door	6 x 8	72-5600					82-5600 speaker plates for 6 1/2" speaker

SPEAKER APPLICATIONS

MAKE/MODEL	TRIM QUALIFIER	BODY STYLE*	YEAR	FRONT LOCATION #1	FRONT SIZE #1	SPEAKER HARNESS	SPEAKER ADAPTER	FRONT LOCATION #2
FORD								
F-150			2004 2008	Door	6 x 8	72-5600		
F-150			1999 2003	Door	6 x 8	72-5600		
F-150			1997 1998	Door	6 x 8	72-5512		
F-250 / F-350 / F-450 / F-550			2017 2018	Door	6 x 9	72-5602	82-5607	
F-250 / F-350 / F-450 / F-550			2005 2016	Door	6 x 8	72-5600		
F-250 / F-350 / F-450 / F-550			1999 2004	Door	6 x 8	72-5600		
F-250			1998 1998	Door	6 x 8	72-5512		
F-250 / F-350			1997 1997	Door	6 x 8	72-5512		
F-650 / F-750	Crew Cab		2016 2018	Door	6 x 8	72-5600		
F-650 / F-750	Regular Cab		2016 2018	Door	6 x 8	72-5600		
F-650 / F-750	Super Cab		2016 2018	Door	6 x 8	72-5600		
F-650 / F-750			2011 2015	Door	6 x 8	72-5600		
F-650 / F-750			2000 2010	Door	6 x 8	72-5600		
F-Series Pickup			1992 1996	Door	6 1/2	72-5512		
F-Series Pickup			1987 1991	Door	6 1/2	72-5512		
F-Series Pickup			1982 1986	Door	6 1/2	72-5510		
F-Series Pickup			1980 1981	Door	6 1/2	72-5565		
Festiva			1988 1993	Dash	4	72-9300		
Fiesta			2011 2018					
Five Hundred			2005 2007	Door	6 x 8			
Flex			2013 2018					
Flex			2009 2012					
Focus			2015 2018	Door	6 1/2	72-5602	82-5605	Door
Focus			2012 2014			72-5600		
Focus			2008 2011	Door	6 x 8			
Focus			2005 2007	Door	6 x 8	72-5600		
Focus			2000 2004	Door	6 x 8	72-5600		
Freestar			2004 2007	Door	6 x 8	72-5600		
Freestyle			2005 2007	Door	6 x 8			
Fusion			2013 2018	Door	6 1/2	72-5602	82-5605	Door
Fusion			2010 2012					
Fusion			2006 2009	Door	6 1/2	72-5600		
GT			2004 2006					
LTD Crown Victoria			1987 1991	Door	5 1/4	72-5512		Dash
LTD / LTD Crown Victoria			1982 1986	Door	5 1/4	72-5510		Dash
LTD / LTD Crown Victoria			1979 1981	Door	5 1/4	72-5565		
Mustang			2015 2018	Door	6 1/2	72-5602	82-5605	Door
Mustang			2010 2014			72-5600		
Mustang			2005 2009	Door	6 x 8	72-5600		
Mustang			2001 2004	Door	6 x 8	72-5512		
Mustang			1994 2000	Door	6 x 8	72-5512		
Mustang			1987 1993	Door	5 1/4	72-5500		Dash
Mustang			1979 1986	Door	5 1/4	72-5500		Dash
Probe			1993 1997	Door	6 1/2	72-5512		
Probe			1988 1992	Door	6 1/2	72-5512		
Ranger			1998 2011	Door	6 x 8	72-5600		
Ranger			1995 1997	Door	6 x 8	72-5512		
Ranger			1993 1994	Door	6 x 8	72-5512		
Ranger			1989 1992	Door	5 1/4	72-5512		
Ranger			1983 1988	Dash	4	72-5510		
Taurus			2013 2018					
Taurus			2010 2012					
Taurus / Taurus X			2008 2009	Door	6 x 8			
Taurus			2000 2007	Door	6 x 8	72-5600		
Taurus			1996 1999	Door	6 x 8	72-5512		
Taurus			1990 1995	Door	6 1/2	72-5512		

* For cars, default is Sedan or Coupe if cell is blank



SPEAKER APPLICATIONS

FRONT SIZE #2	SPEAKER HARNESS	REAR LOCATION #1	REAR SIZE #1	SPEAKER HARNESS	SPEAKER ADAPTER	REAR LOCATION #2	REAR SIZE #2	SPEAKER HARNESS	OTHER SPEAKER
		Door	6 x 8			Side Panel	6 x 8		82-5600 speaker plates for 6 1/2" speaker
		Door	6 x 8			Side Panel	6 x 8		82-5600 speaker plates for 6 1/2" speaker
		Door	6 x 8			Side Panel	6 x 8		82-5600 speaker plates for 6 1/2" speaker
1	TBD								
		Door	6 x 8			Side Panel	6 x 8		82-5600 speaker plates for 6 1/2" speaker
		Door	6 x 8	72-5512		Side Panel	6 x 8		82-5600 speaker plates for 6 1/2" speaker
		Door	6 x 8			Side Panel	6 x 8		82-5600 speaker plates for 6 1/2" speaker
		Door	6 x 8			Side Panel	6 x 8		82-5600 speaker plates for 6 1/2" speaker
		C-Pillar	6 x 8	72-5600					82-5600 speaker plates for 6 1/2" speaker
		B-Pillar	6 x 8	72-5600					82-5600 speaker plates for 6 1/2" speaker
		Door	6 x 8	72-5600					82-5600 speaker plates for 6 1/2" speaker
		Door	6 x 8			Side Panel	6 x 8		82-5600 speaker plates for 6 1/2" speaker
		Door	6 x 8			Side Panel	6 x 8		82-5600 speaker plates for 6 1/2" speaker
		Side Panel	6 x 8						82-5600 speaker plates for 6 1/2" speaker
		Side Panel	6 x 9						
		Side Panel	6 x 9						
		Side Panel	6 x 9						
		Shelf	5 1/4						
		Door	6 x 8			Deck	6 x 8		
1		Door	6 1/2	72-5602	82-5605				
		Door	6 x 8						10" Sub
		Door	6 x 8			Deck	6 x 8		
		Door	6 x 8			Deck	6 x 8		
		Side Panel	6 x 8						82-5600 speaker plates for 6 1/2" speaker
		Door	6 x 8						
1	TBD	Door	6 1/2	72-5602	82-5605	Door	1	TBD	6x9 pair, Amp Right Side Trunk
		Door	6 1/2						
3 1/2		Deck	6 x 8						
3 1/2		Deck	6 x 8						
		Deck	6 x 9						
3"	TBD	Side Panel	6 1/2	72-5602	82-5605				
		Side Panel	6 x 8						
		Deck	6 x 8			Side Panel	6 x 8		82-5600 speaker plates for 6 1/2" speaker
		Deck	6 x 8			Side Panel	6 x 8		82-5600 speaker plates for 6 1/2" speaker
3 1/2		Deck	6 x 8			Side Panel	6 x 8		
3 1/2		Deck	6 x 8			Side Panel	6 x 8		
		Side Panel	6 x 8						
		Side Panel	5 1/4						
		Door	6 x 8			Side Panel	6 x 8		82-5600 speaker plates for 6 1/2" speaker
		Side Panel	6 x 8						82-5600 speaker plates for 6 1/2" speaker
		Side Panel	6 x 8						
		Side Panel	5 1/4						
		Side Panel	5 1/4						
		Door	6 x 8			Deck	6 x 8		
		Deck	6 x 8						82-5600 speaker plates for 6 1/2" speaker
		Deck	6 x 8						82-5600 speaker plates for 6 1/2" speaker
		Deck	6 x 8						

SPEAKER APPLICATIONS

MAKE/MODEL	TRIM QUALIFIER	BODY STYLE*	YEAR	FRONT LOCATION #1	FRONT SIZE #1	SPEAKER HARNESS	SPEAKER ADAPTER	FRONT LOCATION #2
FORD								
Taurus			1986 1989	Door	5 1/4	72-5510		Dash
Tempo			1989 1994	Door	5 1/4	72-5512		
Tempo			1985 1988	Door	5 1/4	72-5510		Dash
Thunderbird			2002 2005	Door	6 x 8	72-5600		Cntr. Dash
Thunderbird			1989 1997	Door	6 x 8	72-5512		
Thunderbird			1983 1988	Door	5 1/4	72-5510		Dash
Transit			2015 2018			72-5602	82-5605	
Transit Connect			2014 2018					
Transit Connect			2013 2013					
Transit Connect	Late build from Oct. 2011		2012 2012					
Transit Connect	Early build up to Sep. 2011		2012 2012					
Transit Connect			2010 2011			72-5600		
Windstar			1999 2003	Door	6 x 8	72-5512		
Windstar			1995 1998	Door	6 x 8	72-5512		
FREIGHTLINER								
Sprinter			2010 2017					
Sprinter			2003 2009	Dash	4			
GENESIS								
G80			2017 2017					
G90			2017 2017					
GEO								
Spectrum			1989 1989	Dash	4			
Metro			1995 1997	Door	6 1/2	72-4570	82-3411	
Metro			1992 1994	Dash	4	72-9300	82-3410	
Metro			1989 1991	Dash	4	72-9300		
Metro Convertible			1991 1993	Dash	4	72-9300		
Prizm			1993 1997	Door	5 1/4			
Prizm			1989 1992	Dash	4			
Storm			1990 1993	Door	5 1/4	72-9301		
Tracker			1992 1997	Dash	4	72-9300		
Tracker			1989 1991	Dash	4	72-9300		
GMC								
Acadia			2017 2018					
Acadia			2013 2016	Door	6 1/2			Door
Acadia			2007 2012	Door	6 1/2			Door
Acadia Limited			2017 2017	Door	6 1/2			Door
C/K Pickup			1995 1998	Door	6 1/2	72-4568	82-3002	
C/K Pickup			1988 1994	Dash	4 x 6	72-4500		
C/K Pickup			1973 1987	Dash	3 1/2	72-4565		Rear Panel
Canyon	4 door		2015 2018	Door	6 x 9	72-4572	82-3004	
Canyon	Extended Cab		2015 2018	Door	6 x 9	72-4572	82-3004	
Canyon	2 door		2004 2012	Door	6 1/2	72-4568		Door
Canyon	Extended Cab		2004 2012	Door	6 1/2	72-4568		Door
Envoy			2002 2009	Door	6 1/2	72-4568		
G-Series Van			1988 1996	Dash	4 x 6	72-4500		
Jimmy (full size)			1988 1991	Dash	3 1/2	72-4500		
Jimmy (full size)			1978 1987	Dash	3 1/2	72-4565		Rear Panel
Jimmy (a.k.a. Jimmy Envoy)	2 door		1998 2001	Door	6 1/2	72-4568	82-3043	Dash
Jimmy (a.k.a. Jimmy Envoy)	4 door		1998 2001	Door	6 1/2	72-4568	82-3043	Dash
Jimmy	2 door		1995 1997	Door	6 1/2	72-4568	82-3043	Dash
Jimmy	4 door		1995 1997	Door	6 1/2	72-4568	82-3043	Dash
Jimmy	2 door		1992 1994	Dash	4 x 6	72-4500		
Jimmy	4 door		1992 1994	Dash	4 x 6	72-4500		
R/V Pickup			1987 1991	Dash	3 1/2	72-4565		Rear Panel
S-15 Jimmy	2 door		1991 1991	Dash	4 x 6	72-4500		
S-15 Jimmy	4 door		1991 1991	Dash	4 x 6	72-4500		

SPEAKER APPLICATIONS

FRONT SIZE #2	SPEAKER HARNESS	REAR LOCATION #1	REAR SIZE #1	SPEAKER HARNESS	SPEAKER ADAPTER	REAR LOCATION #2	REAR SIZE #2	SPEAKER HARNESS	OTHER SPEAKER
3 1/2		Deck	6 x 8						
		Deck	6 x 8						
3 1/2		Deck	6 x 8						
3 1/2		behind seat	6 x 8						82-5600 speaker plates for 6 1/2" speaker
		Side Panel	6 x 8						
3 1/2		Deck	6 x 8						
		Side Panel	6 x 8						82-5600 speaker plates for 6 1/2" speaker
		Side Panel	6 x 8						
		Side Panel	4						
		Side Panel	6 1/2						
		Side Panel	4 x 6						
		Side Panel	4 x 6						
		Deck	6 1/2						
		Deck	5 x 7						
		Rear Panel	4						
		Side Panel	5 1/4						
		Rear Panel	5 1/4						
2		Door	6 1/2						
2		Door	6 1/2						
2		Door	6 1/2						
		Pillar	4 x 6						
		Pillar	4 x 6			72-4500			
4 x 10									
		Door	6 1/2			72-4572		82-3006	
1 1/2									
1 1/2		Door	6 1/2						
		Door	6 1/2						
		Door	6 x 9			72-4500			
		Side Panel	4 x 10						
4 x 10									
4 x 6									
4 x 6		Door	6 1/2						
4 x 6									
4 x 6		Door	6 1/2						
		Side panel	6 x 9			72-4500			6 1/2" Subs In Panel Behind Seat
		Door	6 1/2			72-4500			
4 x 10									
		Side panel	6 x 9			72-4500			
		Door	6 1/2			72-4500			

SPEAKER APPLICATIONS

MAKE/MODEL	TRIM QUALIFIER	BODY STYLE*	YEAR	FRONT LOCATION #1	FRONT SIZE #1	SPEAKER HARNESS	SPEAKER ADAPTER	FRONT LOCATION #2
GMC								
S-15 Jimmy			1986 1990	Dash	4 x 6	72-4500		
S-15 Jimmy			1982 1985	Dash	4 x 6	72-4500		
S-15 Pickup			1986 1990	Dash	4 x 6	72-4500		
S-15 Pickup			1982 1985	Dash	4 x 6	72-4500		
Safari			1996 2005	Door	6 1/2	72-4568	82-3047	
Safari			1991 1995	Dash	6 x 9	72-4569		
Safari			1985 1990	Dash	6 x 9	72-4500		
Savana			2008 2017	Door	6 1/2			
Savana			2003 2007	Door	6 1/2	72-4568	82-3002	
Savana			2001 2002	Door	6 1/2	72-4565	82-3048	
Savana			1996 2000	Door	6 1/2	72-4565		
Sierra	1500	2 door	2014 2017			72-4572	82-3004	
Sierra	1500	4 door	2014 2017			72-4572	82-3004	
Sierra	2500HD, 3500HD, Chassis Cab	2 door	2015 2017	Door	6 x 9	72-4572	82-3004	Dash
Sierra	2500HD, 3500HD, Chassis Cab	4 door	2015 2017	Door	6 x 9	72-4572	82-3004	Dash
Sierra / Sierra Denali	2500HD, 3500HD, Chassis Cab	2 door	2014 2014	Door	6 1/2	72-4568	82-3002 or 82-3006	
Sierra / Sierra Denali	2500HD, 3500HD, Chassis Cab	4 door	2014 2014	Door	6 1/2	72-4568	82-3002 or 82-3006	
Sierra / Sierra Denali	2500HD, 3500HD, Chassis Cab	Extended Cab	2014 2014	Door	6 1/2	72-4568	82-3002 or 82-3006	
Sierra / Sierra Denali		2 door	2008 2013	Door	6 1/2	72-4568	82-3002 or 82-3006	
Sierra / Sierra Denali		4 door	2008 2013	Door	6 1/2	72-4568	82-3002 or 82-3006	
Sierra / Sierra Denali		Extended Cab	2008 2013	Door	6 1/2	72-4568	82-3002 or 82-3006	
Sierra / Sierra Denali	New body style	2 door	2007 2007	Door	6 1/2	72-4568	82-3002 or 82-3006	
Sierra / Sierra Denali	New body style	4 door	2007 2007	Door	6 1/2	72-4568	82-3002 or 82-3006	
Sierra / Sierra Denali	New body style	Extended Cab	2007 2007	Door	6 1/2	72-4568	82-3002 or 82-3006	
Sierra / Sierra Denali		2 door	2003 2006	Door	6 3/4	72-4568	82-3002	Door
Sierra / Sierra Denali		4 door	2003 2006	Door	6 3/4	72-4568	82-3002	Door
Sierra		2 door	1999 2002	Door	6 1/2	72-4568	82-3002	
Sierra		4 door	1999 2002	Door	6 1/2	72-4568	82-3002	
Sierra Classic / Sierra Denali Classic		2 door	2007 2007	Door	6 1/2	72-4568	82-3002	Door
Sierra Classic / Sierra Denali Classic		4 door	2007 2007	Door	6 1/2	72-4568	82-3002	Door
Sierra Classic		2 door	1999 2000	Door	6 1/2	72-4568	82-3002	
Sierra Classic		4 door	1999 2000	Door	6 1/2	72-4568	82-3002	
Sierra HD		2 door	2001 2002	Door	6 1/2	72-4568	82-3002	
Sierra HD		4 door	2001 2002	Door	6 1/2	72-4568	82-3002	
Sonoma		2 door	2001 2004	Door	6 1/2	72-4568	82-3043	Dash
Sonoma		4 door	2001 2004	Door	6 1/2	72-4568	82-3043	Dash
Sonoma			1998 2000	Door	6 1/2	72-4568	82-3043	Dash
Sonoma			1994 1997	Door	6 1/2	72-4568	82-3043	Dash
Sonoma			1991 1993	Dash	4 x 6	72-4500		
Suburban			1995 1999	Door	6 1/2	72-4568	82-3002	
Suburban			1992 1994	Dash	4 x 6	72-4500		
Suburban			1973 1991	Dash	3 1/2	72-4500		
Syclone			1991 1991	Dash	4 x 6	72-4500		
Terrain			2018 2018					
Terrain			2010 2017	Door	6 1/2			
Topkick (C4500 - C8500)			2003 2009			72-4568	82-4600	
Typhoon			1992 1993	Dash	4 x 6	72-4500		
Yukon / Yukon XL / Yukon Denali		2 door	2015 2017	Door	6 x 9	72-4572	82-3004	
Yukon / Yukon XL / Yukon Denali		4 door	2015 2017	Door	6 x 9	72-4572	82-3004	
Yukon / Yukon XL / Yukon Denali		2 door	2007 2014	Door	6 1/2	72-4568		
Yukon / Yukon XL / Yukon Denali		4 door	2007 2014	Door	6 1/2	72-4568		
Yukon / Yukon XL / Yukon Denali		2 door	2003 2006	Door	6 3/4	72-4568	82-3002	
Yukon / Yukon XL / Yukon Denali		4 door	2003 2006	Door	6 3/4	72-4568	82-3002	
Yukon / Yukon XL / Yukon Denali		2 door	2000 2002	Door	6 1/2	72-4568	82-3002	
Yukon / Yukon XL / Yukon Denali		4 door	2000 2002	Door	6 1/2	72-4568	82-3002	
Yukon / Yukon Denali		2 door	1999 1999	Door	6 1/2	72-4568	82-3002	

* For cars, default is Sedan or Coupe if cell is blank



SPEAKER APPLICATIONS

FRONT SIZE #2	SPEAKER HARNESS	REAR LOCATION #1	REAR SIZE #1	SPEAKER HARNESS	SPEAKER ADAPTER	REAR LOCATION #2	REAR SIZE #2	SPEAKER HARNESS	OTHER SPEAKER
		Side panel	6 x 9	72-4500					
		Side Panel	6 x 9	72-4500					
		B Pillar	4 x 10	72-4500					
		B Pillar	4 x 10	72-4500					
		Rear Pillar	4						
		Rear Pillar	4						
		Door	6 1/2	72-4500					
		Door	6 1/2						
		Overhead	4 x 6						
		Overhead	4 x 6						
		Overhead	4 x 6						
2									
2		Door	6 1/2						
		Door	6 3/4						
		Door	6 3/4	72-9002	82-3020				
		Door	6 3/4						
		Door	6 3/4	72-9002	82-3020				
		Door	6 3/4						
		Door	6 3/4	72-9002	82-3020				
1		Pillar	4 x 6						
1		Door	6 3/4						
		Pillar	4 x 6						
		Door	6 1/2						
1		Pillar	4 x 6						
1									
		Pillar	4 x 6						
		Pillar	4 x 6						
4 x 6		Side Panel	4 x 6						
4 x 6		Door							
4 x 6		Side Panel	4 x 6						
4 x 6		Side Panel	4 x 6	72-4500					
		B Pillar	4 x 10	72-4500					
		Door	6 1/2						10" Sub in Cargo Area
		Door	6 1/2			Overhead	4 x 10		
		Side Panel	4 x 10						
		B Pillar	4 x 10	72-4500					
		Door	6 1/2						Sub in cargo area, right side
		Side Panel	6 x 9	72-4500					
		Door	5	72-4572	82-3006				
		Door	5						
		Door				Overhead	4 x 10		10" Sub in Cargo Area
		Door	6 3/4			Overhead	4 x 10		10" Sub in Cargo Area
		Door				Overhead	4 x 10		10" Sub in Cargo Area
		Door	6 1/2			Overhead	4 x 10		10" Sub in Cargo Area
		Door				Overhead	4 x 10		10" Sub in Cargo Area

SPEAKER APPLICATIONS

MAKE/MODEL	TRIM QUALIFIER	BODY STYLE*	YEAR	FRONT LOCATION #1	FRONT SIZE #1	SPEAKER HARNESS	SPEAKER ADAPTER	FRONT LOCATION #2
GMC								
Yukon / Yukon Denali		4 door	1999 1999	Door	6 1/2	72-4568	82-3002	
Yukon		2 door	1995 1998	Door	6 1/2	72-4568	82-3002	
Yukon		4 door	1995 1998	Door	6 1/2	72-4568	82-3002	
Yukon			1992 1994	Dash	4 x 6	72-4500		
HARLEY-DAVIDSON								
Roadglide			2015 2015					
Streetglide, Standard, Classic, Ultra			2014 2015					
Streetglide, Standard, Classic, Ultra and Roadglide			1998 2013				82-9601	
HONDA								
Accord			2018 2018					
Accord			2013 2017					
Accord			2008 2012	Door	6 1/2			Door
Accord			2003 2007	Door	6 1/2	72-7800	82-7803	
Accord			1998 2002	Door	6 1/2	72-7800	82-7803	
Accord			1994 1997	Door	6 1/2	72-7800		
Accord	w/ Bose		1990 1993	Door	4	72-7800		
Accord	w/o Bose		1990 1993	Door	6 1/2	72-7800		
Accord			1986 1989	Door	6 1/2	72-7800		
Accord			1982 1985	Door	4	72-7800		
Accord			1979 1981	Door	6 1/2			
Accord Crosstour			2010 2011	Door	6 1/2	72-7800	82-7805	Door
Civic		Coupe, Sedan	2016 2018	Door	6 1/2	72-7800	82-7805	
Civic		Hatchback	2016 2018	Door	6 1/2	72-7800	82-7805	
Civic			2012 2015	Door	6 1/2	72-7800	82-7805	
Civic			2006 2011	Door	6 1/2	72-7800	82-7805	
Civic		Coupe, Sedan	2001 2005	Door	6 1/2	72-7800	82-7803	
Civic		Hatchback	2002 2005	Door	6 1/2	72-7800	82-7803	
Civic			1996 2000	Door	6 1/2	72-7800		
Civic			1992 1995	Door	6 1/2	72-7800		
Civic			1986 1991	Door	6 1/2	72-7800		
Civic			1984 1985	Door	5 1/4			
Civic			1980 1983	Dash	4			
CR-V			2017 2018					
CR-V			2012 2016					
CR-V			2007 2011	Door	6 1/2	72-7800		Dash
CR-V			2002 2006	Door	6 1/2	72-7800		
CR-V			1997 2001	Door	6 1/2	72-7800		
CR-X			1988 1991	Door	6 1/2	72-7800	82-7802	
CR-X			1986 1987	Door	5 1/4	72-7800		
CR-X			1984 1985	Door	4			
CR-Z			2011 2016					
Crosstour			2013 2015					
Crosstour			2012 2012	Door	6 1/2			Door
del Sol (a.k.a. Civic del Sol)			1993 1997	Door	6 1/2	72-7800	82-7804	
Element			2003 2011	Door	6 1/2	72-7800		
FCX Clarity			2009 2009					
Fit			2015 2018					
Fit			2009 2013					
Fit			2007 2008	Door	6 1/2			
HR-V			2016 2018					
Insight			2010 2014					
Insight			2001 2006	Door	6 1/2	72-7800		
Odyssey			2018 2018					
Odyssey			2011 2017	Door	6 1/2	72-7800		
Odyssey			2005 2010	Door	6 1/2	72-7800		
Odyssey			1999 2004	Door	6 1/2	72-7800		

* For cars, default is Sedan or Coupe if cell is blank



SPEAKER APPLICATIONS

FRONT SIZE #2	SPEAKER HARNESS	REAR LOCATION #1	REAR SIZE #1	SPEAKER HARNESS	SPEAKER ADAPTER	REAR LOCATION #2	REAR SIZE #2	SPEAKER HARNESS	OTHER SPEAKER
						Overhead	4 x 10		
						Overhead	4 x 10		
						Overhead	4 x 10		
						Overhead	4 x 10		
1		Door	6 1/2						
		Deck	6 x 9	72-7800					
		Deck	6 x 9	72-7800					
		Deck	6 x 9	72-7800		Side Panel	6 1/2		
		Deck	6 x 9	72-7800		Side Panel	6 1/2		
		Deck	6 x 9	72-7800		Side Panel	6 1/2		
		Deck	6 x 9	72-7800		Side Panel	6 1/2		
		Deck	6 x 9	72-7800					
		Deck	6 x 9	72-7800					
1		Door	6 1/2	72-7800	82-7805				
		Deck	6 1/2	72-7800	82-7805				
		Deck	6 1/2	72-7800					
		Deck	6 1/2	72-7800					8" Sub in Deck
		Deck	6 1/2	72-7800					
		Side Panel	6 1/2	72-7800					
		Deck	6 x 9	72-7800		Side Panel	6 x 9		
		Side Panel	5 1/4	72-7800					
		Side Panel	6 1/2	72-7800					
1		Door	6 1/2	72-7800					
		Door	6 1/2	72-7800					6 1/2" Sub under driver's seat
		Side Panel	6 1/2	72-7800					
		Side Panel	6 1/2	72-7800					
		Side Panel	6 1/2	72-7800					
		Side Panel	6 1/2	72-7800					
1		Door	6 1/2	72-7800					
		Side Panel	6 1/2	72-7800					
		Door	6 1/2	72-7800					
		Door	6 1/2	72-7800					
		Side Panel	6 1/2	72-7800					
		Side Panel	6 1/2	72-7800					
		Side Panel	6 1/2	72-7800					
		Side Panel	6 1/2	72-7800					

SPEAKER APPLICATIONS

MAKE/MODEL	TRIM QUALIFIER	BODY STYLE*	YEAR	FRONT LOCATION #1	FRONT SIZE #1	SPEAKER HARNESS	SPEAKER ADAPTER	FRONT LOCATION #2
HONDA								
Odyssey			1995 1998	Door	6 1/2	72-7800		
Passport			1998 2002	Door	5 1/4			
Passport			1995.5 1997	Door	5 1/4			
Passport			1994 1995.5	Dash	4			
Pilot			2016 2019	Door				Dash
Pilot			2012 2015					
Pilot			2009 2011			72-7800		
Pilot			2003 2008	Door	6 1/2	72-7800		
Prelude			1997 2001	Door	6 1/2	72-7800		
Prelude			1992 1996	Door	6 1/2	72-7800		
Prelude			1988 1991	Door	6 1/2	72-7800		
Prelude			1986 1987	Door	5 1/4	72-7800		
Prelude			1983 1985	Door	5 1/4			
Ridgeline			2017 2019					
Ridgeline			2005 2014	Door	6 1/2			
S2000			2000 2009	Door	6 1/2	72-7800		Door
HUMMER								
H2			2008 2009	Door	6 1/2			Door
H2			2003 2007	Door	6 1/2	72-4568		A-Pillar
H3			2006 2010	Door	6 1/2	72-4568		A-Pillar
HYUNDAI								
Accent			2017 2017	Door	6 1/2	72-7300	82-4301	Door
Accent			2012 2016					
Accent			2006 2011	Door	4			
Accent			2002 2005	Door	4			
Accent			2000 2001	Door	5 1/4			
Accent			1995 1999	Door	5 1/4	72-9301		
Azera			2012 2017					
Azera			2006 2011	Door	6 1/2			
Elantra	w/ amp		2017 2017	Door	6 1/2			
Elantra	w/o amp		2017 2017	Door	6 1/2	72-7302		
Elantra			2014 2016					
Elantra			2011 2013					
Elantra			2007 2010	Door	6 1/2			Door
Elantra			2001 2006	Door	6 1/2			
Elantra			1996 2000	Door	5 1/4	72-9301		
Elantra			1992 1995	Door	5 1/4	72-9301		
Elantra GT			2018 2018					
Elantra GT			2013 2017					
Elantra Touring			2009 2012					
Entourage			2009 2010					
Entourage			2007 2008	Door	6 1/2			Door
Equus			2011 2016					
Excel			1990 1994	Dash	4	72-9301		
Excel			1986 1989	Dash	4	72-9301		
Genesis		Coupe	2013 2016					
Genesis		Coupe	2010 2012					
Genesis		Sedan	2015 2016					
Genesis		Sedan	2009 2014					
Kona			2018 2018	Door				
Santa Fe			2017 2018					
Santa Fe			2013 2016					
Santa Fe			2009 2012					
Santa Fe			2007 2008	Door	6 1/2			Door
Santa Fe	w/ Monsoon system		2003 2006	Door	6 1/2	72-9301		
Santa Fe	w/o Monsoon system		2003 2006	Door	6 1/2			

SPEAKER APPLICATIONS

FRONT SIZE #2	SPEAKER HARNESS	REAR LOCATION #1	REAR SIZE #1	SPEAKER HARNESS	SPEAKER ADAPTER	REAR LOCATION #2	REAR SIZE #2	SPEAKER HARNESS	OTHER SPEAKER
		Door	6 1/2	72-7800					
		Overhead	4						
		Side Panel	4 x 6			Overhead	4 x 6		
		Side Panel	5 1/4						
		Door				D pillar			Subwoofer in right rear
		Door	6 1/2	72-7800					
		Deck	6 x 9	72-7800					
		Deck	6 1/2	72-7800					
		Deck	5 1/4	72-7800					
		Deck	6 1/2	72-7800					
		Deck	6 1/2						
		Door	6 1/2						
1									
1		Door	6 1/2			Rear Pillar	4		8" Sub
1		Door	6 1/2			Rear Pillar	4		8 inch sub in center console
1		Door	6 1/2			Rear Pillar	4		
3/4"		Door	6 1/2	72-7300	82-4301				
		Deck	5 1/4						
		Deck	5 1/4						
		Deck	5 1/4						
		Deck	5 1/4			Side Shelf	5 1/4		
		Deck	6 x 9						
		Door	6 1/2						
		Door	6 1/2	72-7302					
1		Door	6 1/2						
		Deck	6 x 9						
		Deck	6 x 9						
		Deck	6 1/2						
1		Side Panel	6 x 9						8" Sub, 3 1/2" Center
		Side Shelf	4						
		Side Shelf	4						
		Door							
1		Door	6 1/2						
		Side Panel	6 1/2						
		Side Panel	6 1/2						

SPEAKER APPLICATIONS

MAKE/MODEL	TRIM QUALIFIER	BODY STYLE*	YEAR	FRONT LOCATION #1	FRONT SIZE #1	SPEAKER HARNESS	SPEAKER ADAPTER	FRONT LOCATION #2
HYUNDAI								
Santa Fe			2001 2002	Door	6 1/2	72-9301		
Santa Fe Sport			2017 2018					
Santa Fe Sport			2013 2016					
Scoupe			1991 1995	Dash	4			
Sonata			2018 2018	Door	6 1/2	72-7300		
Sonata			2015 2017					
Sonata			2011 2014					
Sonata			2009 2010					
Sonata			2006 2008	Door	6 1/2			
Sonata			2002 2005	Door	6 1/2	72-9301		
Sonata			1999 2001	Door	6 1/2	72-9301		
Sonata			1997 1998	Door	6 1/2	72-9301		
Sonata			1995 1996	Door	4	72-9301		
Sonata			1989 1994	Dash	4	72-9301		
Tiburon			2003 2008	Door	6 1/2	72-8104		
Tiburon			1997 2001	Door	6 1/2	72-9301		
Tucson			2016 2017					
Tucson			2010 2015					
Tucson			2005 2009	Door	6 1/2			
Veloster			2012 2017					
Veracruz			2007 2012	Door	6 1/2			Door
XG 350			2002 2005	Door	6 1/2			
XG 300			2001 2001	Door	6 1/2			
INFINITI								
EX Series			2008 2011					
FX Series			2009 2013					
FX Series			2003 2008	Door	6 1/2			Dash
G37		Convertible	2009 2013					
G37		Coupe	2008 2013					
G37		Sedan	2007 2013					
G35		Coupe	2003 2007	Door	6 1/2			Door
G35		Sedan	2003 2006	Door	6 1/2			Door
G25			2011 2012					
G20			1999 2002	Door	6 1/2			A-Pillar
G20			1991 1996	Door	6 1/2			Door
I30			2000 2004	Door	6 1/2			Door
I30			1996 1999	Door	6 1/2			Door
I35			2002 2004	Door	6 1/2			Door
J30			1993 1997	Door	4			
JX35			2013 2013					
M56			2011 2013					
M45			2006 2010					
M45			2004 2005	Door	6 1/2			Dash
M37			2011 2013					
M35			2006 2010					
M35			2005 2005	Door	6 1/2			Dash
M30			1990 1992	Door	4			
Q45			2002 2005	Door	6 1/2			Dash
Q45			1997 2001	Door	6 1/2			Dash
Q45			1990 1996	Door	4			
QX4			2001 2003	Door	6 1/2			
QX4			1997 2000	Door	6 1/2			
QX56			2004 2005	Door	6 x 9			Dash
ISUZU								
Ascender			2003 2008	Door	6 1/2	72-4568		Dash
Amigo			1998 2000	Door	6 1/2	72-8104		



* For cars, default is Sedan or Coupe if cell is blank

SPEAKER APPLICATIONS

FRONT SIZE #2	SPEAKER HARNESS	REAR LOCATION #1	REAR SIZE #1	SPEAKER HARNESS	SPEAKER ADAPTER	REAR LOCATION #2	REAR SIZE #2	SPEAKER HARNESS	OTHER SPEAKER
		Side Panel	6 1/2						
		Deck	5 1/4						
		Door	6 1/2	72-7300					
		Deck	6 x 9						
		Deck	6 x 9						
		Deck	6 1/2						
		Deck	6 1/2						
		Deck	6 1/2						
		Side Panel	6 x 9						
		Side Panel	6 x 9						
		Door	6 1/2						
1		Door	6 1/2						
		Deck	6 x 9						
		Deck	6 x 9						
4		Door	6 1/2			Rear Pillar	4		
1		Deck	6 x 9			Side Panel	4		8 inch sub in Deck
1		Door	6 1/2			Side Panel	4		8 inch sub in Deck
1		Deck	6 x 9						
		Deck	6 x 9						
1		Door	6 1/2						8 inch sub in Deck
1		Door	6 1/2						
1		Door	6 1/2						8 inch sub in Deck
		Deck	6 x 9						
1		Deck	6 1/2						
1		Deck	6 1/2						
1		Deck	6 x 9						
1		Deck	6 1/2						
1		Deck	5 1/4						
		Deck	6 x 9						
		Door	6 1/2						
		Door	6 1/2						
4		Door	6 1/2						6 1/2" Sub under Drivers Seat
3 1/2		Door	6 1/2						
		Side Panel	6 1/2						

SPEAKER APPLICATIONS

MAKE/MODEL	TRIM QUALIFIER	BODY STYLE*	YEAR	FRONT LOCATION #1	FRONT SIZE #1	SPEAKER HARNESS	SPEAKER ADAPTER	FRONT LOCATION #2
ISUZU								
Amigo			1991 1994	Dash	4			
Amigo			1989 1990	Dash	4			
Axiom			2001 2004	Door	6 1/2			
I-290/I-370			2007 2008	Door	6 1/2			
I-280/I-350			2006 2006	Door	6 1/2			
I-Mark: S/XS/RS/LS			1989 1991	Dash	4	72-9300		
I-Mark: S/XS/RS/LS			1985 1988	Dash	4	72-9300		
impulse			1991 1993	Door	5 1/4			
impulse			1990 1990	Door	5 1/4			
impulse			1983 1989	Door	6 1/2			
Oasis			1999 1999	Door	6 1/2	72-7800		
Oasis			1996 1998	Door	6 1/2	72-7800		
Hombre			1998 2001	Door	6 1/2	72-4500	82-3043	Dash
Hombre			1996 1997	Door	6 1/2	72-4500	82-3043	Dash
Pickup			1989 1995	Dash	5 1/4	72-9300		
Pickup			1988 1988	Kick Panel	4	72-9300		
Pickup			1986 1987	Kick Panel	4			
Rodeo			1998 2004	Door	6 1/2			
Rodeo	w/ amp		2002 2003	Door	6 1/2			
Rodeo			1995.5 1997	Door	4	72-8104		
Rodeo			1992 1995	Dash	4	72-9300		
Rodeo Sport			2001 2003	Door	6 1/2			
Stylus			1990 1993	Door	5 1/4			
Trooper			1996 2002	Door	6 1/2	72-9300		
Trooper			1990 1995	Kick Panel	6 1/2			
Trooper II			1992 1992	Kick Panel	5 1/4			
Trooper II			1989 1991	Kick Panel	5 1/4			
Trooper II			1985 1988	Kick Panel	5 1/4			
VehiCROSS			1999 2001	Kick Panel	5 1/4			
JAGUAR								
S-type			2002.5 2008	Door	6 x 8			Door
S-type			2000 2002.5	Door	6 x 8			Door
X-Type			2001 2008	Door	6 1/2			
XJ			1998 2005	Door	5 1/4			
XJ			1986 1993	Door	5 1/4			
XK			1997 2005	Door	5 1/4			Dash
JEEP								
CJ-7			1979 1988	Dash	5 1/4			
Commander			2008 2010	Door	6 x 9			Dash
Commander			2006 2007	Door	6 x 9			
Compass			2017 2017	Door	6 x 9	72-6514	N/R	
Compass			2009 2014	Door	6 x 9		N/R	
Compass			2007 2008	Door	6 x 9		N/R	Dash
Cherokee	Sport		2014 2015	Door	6 x 9		N/R	
Cherokee			2014 2017	Door	6 x 9	72-6514	N/R	Dash
Cherokee			1997 2001	Door	6 1/2	72-6512		
Cherokee			1988 1996	Door	5 1/4	72-1002		
Cherokee			1985 1987	Door	5 1/4			
Cherokee			1984 1984	Door	5 1/4			
Comanche Pickup			1988 1992	Door	5 1/4	72-1002		
Comanche Pickup			1986 1987	Door	5 1/4	72-1002		
Comanche Pickup			1985 1985	Door	5 1/4			
Grand Cherokee			2014 2015					
Grand Cherokee			2011 2013	Door	6 x 9	72-6515	N/R	Door
Grand Cherokee			2008 2010	Door	6 x 9		N/R	Dash
Grand Cherokee			2005 2007	Door	6 x 9		N/R	

* For cars, default is Sedan or Coupe if cell is blank



SPEAKER APPLICATIONS

FRONT SIZE #2	SPEAKER HARNESS	REAR LOCATION #1	REAR SIZE #1	SPEAKER HARNESS	SPEAKER ADAPTER	REAR LOCATION #2	REAR SIZE #2	SPEAKER HARNESS	OTHER SPEAKER
		Side Panel	5 1/4						
		Side Panel	5 1/4						
		Door	6 1/2						
		Door	6 1/2						
		Door	6 1/2						
		Deck	5 1/4						
		Deck	5 1/4						
		Rear Panel	4						
		Rear Panel	4						
		Deck	5 1/4						
		Door	6 1/2						
		Door	6 1/2						
4 x 6		Side Panel	4 x 6						
4 x 6		Side Panel	4 x 6						
		Rear Wall	6 1/2						
		Side Panel	4						
		Side Panel	4						
		Overhead	4 x 6						
		Side Panel	5 1/4						
		Side Panel	4						
		Side Panel	6 1/2						
		Pillar	5 1/4	72-9300					
		Side Panel	5 1/4						
		Deck	5 1/4						
		Deck	5 1/4						
		Deck	5 1/4						
		Deck	5 1/4						
1		Door	5 1/4			Deck	6 x 8		3 1/2" Center
1		Door	5 1/4			Deck	6 x 8		3 1/2" Center
		Door	6 1/2						
		Door	5 1/4						
		Door	5 1/4						
3 1/2		Rear Panel	6 x 9						
		Side Panel	5 1/4						
2 1/2		Door	6 1/2						
		Door	6 1/2						
		Deck	6 x 9						Use 02-6901 to change 6 x 9 to components
		Deck	6 x 9						Use 02-6901 to change 6 x 9 to components
2 1/2		Tailgate	6 x 9				3 1/2		Use 02-6901 to change 6 x 9 to components
		Door	6 x 9						Use 02-6901 to change 6 x 9 to components
2 1/2	72-7902	Door	6 x 9	72-6514					Use 02-6901 to change 6 x 9 to components
		Overhead	6 1/2						
		Side Panel	5 1/4						
		Side Panel	5 1/4						
		Side Panel	5 1/4						
		Side Panel	4 x 6						
		Side Panel	4 x 6						
		Side Panel	4 x 6						
1		Door	6 1/2	72-6515					Use 02-6901 to change 6 x 9 to components
2 1/2		Door	6 1/2						Use 02-6901 to change 6 x 9 to components
		Door	6 1/2						Use 02-6901 to change 6 x 9 to components



SPEAKER APPLICATIONS

MAKE/MODEL	TRIM QUALIFIER	BODY STYLE*	YEAR	FRONT LOCATION #1	FRONT SIZE #1	SPEAKER HARNESS	SPEAKER ADAPTER	FRONT LOCATION #2
JEEP								
Grand Cherokee			2002 2004	Door	6 x 9	72-4500	N/R	Dash
Grand Cherokee			1999 2001	Door	6 x 9	72-4500	N/R	Dash
Grand Cherokee			1997 1998	Door	6 1/2	72-4500	82-6600	Dash
Grand Cherokee			1996 1996	Door	6 1/2	72-4500	82-6600	Dash
Grand Cherokee			1994 1995	Door	6 1/2	72-4500		Dash
Grand Cherokee			1993 1993	Door	6 1/2	72-4500		Dash
Grand Wagoneer			1992 1992	Door	5 1/4	72-1002		
Grand Wagoneer			1988 1991	Door	5 1/4	72-1002		
Grand Wagoneer			1986 1987	Door	5 1/4	72-1002		
Liberty			2008 2013	Door	6 x 9		N/R	Dash
Liberty			2002 2007	Door	6 1/2			Dash
Patriot			2009 2015	Door	6 x 9	72-6514	N/R	
Patriot			2007 2008	Door	6 x 9		N/R	Dash
Renegade			2015 2015					
Wrangler			2007 2015	Dash	6 1/2	72-6514		Dash
Wrangler			2003 2006	Dash	4 x 6	72-6512	82-1010	
Wrangler			1997 2002	Dash	4 x 6	72-6512	82-1010	
Wrangler			1988 1996	Dash	4 x 6	72-1002		
Wrangler			1985 1987	Dash	4 x 6	72-1002		
Wrangler			1984 1984			72-1002		
KIA								
Amanti			2009 2009	Door	6 1/2			
Amanti			2007 2008	Door	6 1/2			
Amanti			2004 2006	Door	6 1/2			
Borrego			2009 2010					
Forte			2014 2015			72-7300		
Forte			2010 2013					
Niro			2017 2017	Door	6 1/2			Dash
Optima			2014 2015					
Optima			2011 2013					
Optima			2009 2010	Door	6 1/2			
Optima			2006.5 2008	Door	6 1/2			
Optima			2001 2006.5	Door	6 1/2			
Rio			2018 2018			72-7302		
Rio / Rio 5			2016 2017					
Rio / Rio 5			2012 2015				82-4600	
Rio / Rio 5			2009 2011	Door	6 1/2			
Rio / Rio 5			2006 2008	Door	6 1/2			
Rio / Rio Cinco			2003 2005	Door	6 1/2			
Rio / Rio Cinco			2002 2002	Door	6 1/2			
Rio			2001 2001	Door	6 1/2			
Rondo			2009 2010	Door	6 1/2			
Rondo			2007 2008	Door	6 1/2			
Sedona			2015 2015					
Sedona			2009 2014	Door	6 1/2			
Sedona			2006 2008	Door	6 1/2			
Sedona			2003 2005	Door	6 1/2			
Sedona			2002 2002	Door	6 1/2			
Sephia			1998 2001	Door	5 1/4			
Sephia			1995 1997	Door	5 1/4			
Sephia			1994 1994	Door	5 1/4			
Sorento			2016 2016					
Sorento			2014 2015					
Sorento			2011 2013			72-7300		
Sorento			2007 2009	Door	6 1/2			A-Pillar
Sorento			2003 2006	Door	6 1/2			

SPEAKER APPLICATIONS

FRONT SIZE #2	SPEAKER HARNESS	REAR LOCATION #1	REAR SIZE #1	SPEAKER HARNESS	SPEAKER ADAPTER	REAR LOCATION #2	REAR SIZE #2	SPEAKER HARNESS	OTHER SPEAKER
3 1/2		Door	6 1/2						Use 82-6901 to change 6 x 9 to components
3 1/2		Door	6 1/2						Use 82-6901 to change 6 x 9 to components
3 1/2		Door	6 1/2						
3 1/2		Door	6 1/2						
3 1/2		Door	6 1/2						
3 1/2		Door	6 1/2						
		Side Panel	5 1/4						
		Side Panel	5 1/4						
		Side Panel	5 1/4						
2 1/2		Door	6 x 9			Door	2 1/2		Use 82-6901 to change 6 x 9 to components
3 1/2		Door	6 1/2						
		Deck	6 x 9						Use 82-6901 to change 6 x 9 to components
2 1/2		Tailgate	6 x 9				3 1/2		Use 82-6901 to change 6 x 9 to components
2 1/2	72-7902	Overhead	6 1/2	72-6514	82-6601				8" Sub
		Overhead	6 1/2						
		Overhead	6 1/2						
		Overhead	5 1/4						
		Overhead	5 1/4						
		Door	6 1/2						
		Door	6 1/2						
		Door	6 1/2						
1									
		Door	6 1/2						
		Door	6 1/2						
		Deck	6 1/2						
		Deck	5 1/4						
		Deck	5 1/4						
		Deck	5 1/4						
		Deck	5 1/4						
		Door	6 1/2						
		Door	6 1/2						
		Side Panel	6 x 9						
		Side Panel	6 x 9						
		Side Panel	6 x 9						
		Side Panel	6 x 9						
		Deck	5 x 7						
		Deck	6 1/2						
		Deck	6 1/2						
1		Door	6 1/2						
		Door	6 1/2						



SPEAKER APPLICATIONS

MAKE/MODEL	TRIM QUALIFIER	BODY STYLE*	YEAR	FRONT LOCATION #1	FRONT SIZE #1	SPEAKER HARNESS	SPEAKER ADAPTER	FRONT LOCATION #2
KIA								
Soul			2016 2017					
Soul			2010 2015	Door	6 1/2		82-7302	
Spectra			2007 2009	Door	6 1/2			
Spectra			2005 2006	Door	6 1/2			
Spectra	EX, LX		2004.5 2004.5	Door	6 1/2			
Spectra	Base, LS		2004.5 2004.5	Door	6 1/2	72-9300		
Spectra			2003 2003	Door	6 1/2	72-9300		
Spectra			2002 2002	Door	6 1/2	72-9300		
Spectra			2000 2001	Door	6 1/2	72-9300		
Spectra 5			2007 2008	Door	6 1/2			
Spectra 5			2005 2006	Door	6 1/2			
Sportage			2018 2018	Door				
Sportage			2011 2015					
Sportage			2005 2010	Door	6 1/2			
Sportage			1998 2003	Door	5 1/4	72-9300		
Sportage			1995 1997	Door	5 1/4	72-9300		
LAND ROVER								
Discovery			2003 2004	Door	6 1/2			
Discovery			1994 1999	Door	6 1/2			
Discovery II			1999 2002	Door	6 1/2			Door
Freelander		2 door	2002 2006	Door	6 1/2			A-Pillar
Freelander		4 door	2002 2006	Door	6 1/2			A-Pillar
LEXUS								
CT			2011 2015	Door	6 x 9		82-8148	Dash
ES350			2007 2012					
ES 330			2004 2006	Door	6 1/2			
ES 300			2002 2003	Door	6 1/2			
ES 300			1999 2001	Door	6 1/2			
ES 300			1997 1999	Door	6 1/2			
ES 300			1992 1996	Door	6 1/2			Dash
ES 250			1990 1991	Door	6 1/2			
GS Series			1998 2005	Door	6 1/2			
GS Series			1993 1997	Door	6 1/2			
GX470			2003 2008	Door	6 1/2			
IS			2006 2014	Door	6 1/2			
IS 300			2001 2005	Door	6 1/2	72-8104		
LS430	without NAV		2001 2006	Door	6 1/2			
LS400	without NAV		1995 2000	Door	5 1/4			
LS400			1993 1994	Door	5 1/4			
LS400			1990 1992	Door	6 1/2			
LX470			1996 1997	Door	5 1/4			
RX			2010 2013					
RX350/ 400H			2007 2009	Door	6 1/2			
RX330			2004 2006	Door	6 1/2			
RX300			1999 2003	Door	6 1/2	72-8104		Dash
SC430			2002 2010					
SC 300/ 400			1992 2000	Door	4			Door
LINCOLN								
Aviator			2004 2005	Door	6 x 8	72-5600		
Aviator	Late production		2003 2003	Door	6 x 8	72-5600		
Aviator	Early production		2003 2003	Door	6 x 8	72-5600		
Blackwood			2001 2003	Door	6 x 8			
Continental			1998 2002	Door	6 1/2			
Continental			1995 1997	Door	6 1/2			
Continental			1990 1994	Door	6 1/2	72-5512		Dash
Continental			1988 1989	Door	6 1/2	72-5510		Dash



* For cars, default is Sedan or Coupe if cell is blank

SPEAKER APPLICATIONS

FRONT SIZE #2	SPEAKER HARNESS	REAR LOCATION #1	REAR SIZE #1	SPEAKER HARNESS	SPEAKER ADAPTER	REAR LOCATION #2	REAR SIZE #2	SPEAKER HARNESS	OTHER SPEAKER
		Deck	5 x 7						
		Deck	5 x 7 or 6 1/2						
		Deck	5 x 7						
		Deck	5 x 7						
		Deck	5 x 7						
		Deck	5 x 7						
		Deck	5 x 7						
		Deck	5 x 7						
		Door							Sub in right rear
		Door	6 1/2						
		Side Panel	6 1/2						
		Side Panel	6 1/2						
		Rear Lift	6 1/2						
		Rear Lift	6 1/2						
3 1/2		Side Panel	6 1/2			Door	3 1/2		
1		Side Panel	6 1/2						
1		Door	6 1/2						
3 1/2		Door	6 1/2						
		Door	6 1/2						8" Sub in Deck
		Door	6 1/2						8" Sub in Deck
		Door	6 1/2						8" Sub in Deck
		Door	6 1/2						8" Sub in Deck
3 1/2		Deck	6 1/2						
		Deck	6 1/2						
		Door	6 1/2						10" Sub in Deck
		Door	6 1/2						8" Sub in Deck
		Door	6 1/2			Overhead	3 1/2		10" Right of Cargo Area
		Deck	6 1/2						2-6 1/2" Subs in Deck
		Door	6 1/2						8" Sub in Deck
		Door	6 1/2						8" Sub in Deck
		Door	6 1/2						8" Sub in Deck
		Door	6 1/2						8" Sub in Deck
		Door	6 1/2						8" Sub Under Center Console
		Deck	6 1/2						8" Sub in Deck
		Door	6 1/2			Overhead	3 1/2		10" Right of Cargo Area
		Door	6 1/2			Overhead	3 1/2		10" Right of Cargo Area
1	TBD	Door	5 1/4	72-8104	82-8148	Overhead	3 1/2		10" Right of Cargo Area
1			4						10" Sub in Deck
		Door	6 x 8						82-5600 speaker plates for 6 1/2" speaker; 8" sub
		Door	6 x 8						82-5600 speaker plates for 6 1/2" speaker; 8" sub
		Door	6 x 8						82-5600 speaker plates for 6 1/2" speaker; 8" sub
		Door	6 x 8						8" under center console
		Door	6 x 8			Deck	6 x 9		8" Sub in Deck
		Door	6 x 8			Deck	6 x 9		
3 1/2		Deck	6 x 9						
3 1/2		Deck	6 x 9						

SPEAKER APPLICATIONS

MAKE/MODEL	TRIM QUALIFIER	BODY STYLE*	YEAR	FRONT LOCATION #1	FRONT SIZE #1	SPEAKER HARNESS	SPEAKER ADAPTER	FRONT LOCATION #2
LINCOLN								
Continental			1986 1987	Door	6 1/2	72-5510		Dash
Continental			1985 1985	Door	6 1/2	72-5510		Dash
Continental			1982 1984	Door	6 1/2			Dash
LS series			2004 2006	Door	6 x 8			
LS series			2000 2003	Door	6 x 8			
MKS			2009 2015					
MKT			2010 2015					
MKX			2016 2017	Door			82-5605	
MKX			2011 2015					
MKX			2007 2010	Door	6 x 8	72-5600		
MKZ			2010 2015					
MKZ			2007 2009	Door	6 x 8	72-5600		
Mark LT			2005 2008	Door	6 x 8	72-5600		
Mark VII			1989 1992	Door	6 1/2	72-5512		
Mark VII			1986 1988	Door	6 1/2	72-5510		
Mark VII			1984 1985	Door	6 1/2	72-5510		
Mark VIII			1996 1998	Door	6 x 8			Door
Mark VIII			1993 1995	Door	6 x 8	72-5512		
Navigator			2017 2017	Door	6 x 8	72-5600		Door
Navigator			2015 2015					
Navigator			2007 2012	Door	6 x 8	72-5600		
Navigator	w/ THX audio		2003 2006	Door	6 x 8			
Navigator	w/o THX audio		2003 2006	Door	6 x 8	72-5600		
Navigator	Early production		2003 2003	Door	6 x 8	72-5600		
Navigator			1999 2002	Door	6 x 8	72-5600		
Navigator			1997 1998	Door	6 x 8	72-5512		
Town Car			2003 2011	Door	6 x 8	72-5600		
Town Car			1998 2002	Door	6 x 8	72-5512		
Town Car			1995 1997	Door	6 x 8	72-5512		
Town Car			1990 1994	Door	6 x 8	72-5512		
Town Car			1986 1989	Door	5 1/4	72-5510		Dash
Town Car			1985 1985	Door	5 1/4	72-5510		Dash
Zephyr			2006 2006	Door	6 x 8	72-5600		
MAZDA								
Mazda2						72-5602		
Mazda2			2011 2014			72-5602		
Mazda3			2014 2015			72-5602		
Mazda3			2010 2013	Door	6 1/2	72-6502		
Mazda3			2004 2009	Door	6 x 8	72-5600		
323			1990 1994	Door	6 1/2	72-7901		
323			1986 1989	Dash	4	72-9300		
Mazda5			2012 2015					
Mazda5			2006 2011	Door	6 x 9			
Mazda6			2016 2016			72-5602		
Mazda6			2014 2015					
Mazda6			2009 2013	Door	6 1/2			
Mazda6			2006 2008	Door	6 1/2			
Mazda6			2003 2005	Door	6 1/2			
626			2001 2002	Door	6 x 8	72-5512		
626			1998 2000	Door	6 x 8	72-5512		
626			1993 1997	Door	6 x 8	72-5512		
626			1990 1992	Dash	4	72-7901		
626			1988 1989	Dash	4	72-9300		
626			1986 1987	Dash	4	72-9300		
626			1978 1985	Dash	4			
929			1992 1995	Door	6 x 8			

SPEAKER APPLICATIONS

FRONT SIZE #2	SPEAKER HARNESS	REAR LOCATION #1	REAR SIZE #1	SPEAKER HARNESS	SPEAKER ADAPTER	REAR LOCATION #2	REAR SIZE #2	SPEAKER HARNESS	OTHER SPEAKER
3 1/2		Deck	6 x 9						
3 1/2		Deck	6 x 9						
3 1/2		Deck	6 x 9						
		Door	6 x 8						
		Door	6 x 8						3 1/2" Center
		Door			82-5605				
		Door	6 x 8						82-5600 speaker plates for 6 1/2" speaker
		Door	6 x 8						82-5600 speaker plates for 6 1/2" speaker
		Side Panel	6 x 8						82-5600 speaker plates for 6 1/2" speaker
		Deck	6 x 9						
		Deck	6 x 9						
		Deck	6 x 9						
3 1/2		Side Panel	6 x 8			Side Panel	3 1/2		
		Door	6 x 8						
1		Door	6 x 8	72-5600					82-5600 speaker plates for 6 1/2" speaker
		Door	6 x 8						82-5600 speaker plates for 6 1/2" speaker
		Door	6 x 8						82-5600 speaker plates for 6 1/2" speaker
		Door	6 x 8						82-5600 speaker plates for 6 1/2" speaker
		Door	6 x 8						82-5600 speaker plates for 6 1/2" speaker
		Door	6 x 8						82-5600 speaker plates for 6 1/2" speaker
		Deck	6 x 9						8" Sub in Deck
		Deck	6 x 9						8" Sub in Deck
		Deck	6 x 9						8" Sub in Deck
		Deck	6 x 9						
5 1/4		Deck	6 x 9						
5 1/4		Deck	6 x 9						
		Door	6 x 8						82-5600 speaker plates for 6 1/2" speaker
		Door	6 1/2	72-5602					
		Door	6 x 8						
		Side Panel	6 1/2						
		Deck	6 1/2						
		Side Panel	6 x 9						
		Door	6 1/2						
		Door	6 1/2						
		Door	6 1/2						
		Deck	6 x 8						
		Deck	6 x 8						
		Deck	6 x 8						
		Deck	6 1/2						
		Deck	6 1/2						
		Deck	5 1/4						
		Deck	5 1/4						
		Deck	6 x 9						

SPEAKER APPLICATIONS

MAKE/MODEL	TRIM QUALIFIER	BODY STYLE*	YEAR	FRONT LOCATION #1	FRONT SIZE #1	SPEAKER HARNESS	SPEAKER ADAPTER	FRONT LOCATION #2
MAZDA								
929			1990 1991	Dash	4			
929			1988 1989	Dash	4			
B-series Pickup			1998 2009	Door	6 x 8	72-5600		
B2300 / B3000 / B4000			1995 1997	Door	6 x 8	72-5512		
B2300 / B3000 / B4000			1994 1994	Door	6 x 8			
B2300 / B3000 / B4000			1990 1993	Dash	4	72-9300		
B2300 / B3000 / B4000			1986 1989	Dash	4	72-9300		
CX-5			2016 2016			72-5602		
CX-5			2013 2015			72-5602		
CX-7			2010 2012	Door	5 1/4			
CX-7			2007 2009	Door	5 1/4			
CX-9			2013 2015					
CX-9			2011 2012					
CX-9			2010 2010					
CX-9			2007 2009					
GLC			1985 1985	Door	5 1/4			
MX-5 Miata			2016 2016					
MX-5 Miata			2009 2015	Door	6 x 8			Door
MX-5 Miata			2006 2008	Door	6 x 8			Door
MX-5 Miata			2002 2005	Door	6 x 8			Door
MX-5 Miata			2001 2001	Door	6 x 8			Door
MX-5 Miata			1998 2000	Door	6 x 8			Door
MX-5 Miata			1990 1997	Door	6 1/2			
Millenia			2002 2002	Door	6 1/2	72-7901		
Millenia			1994 2001	Door	6 1/2	72-7901		
MPV Van			2003 2006	Door	6 1/2			
MPV Van			2000 2001	Door	6 x 8			
MPV Van			1996 1999	Door	6 1/2			
MPV Van			1990 1995	Dash	5 1/4	72-7901		Door
MX3			1996 1996	Door	6 1/2	72-7901		
MX3			1992 1995	Door	6 1/2	72-7901		
MX6			1993 1997	Door	6 x 8	72-5512		
MX6			1990 1992	Dash	5 1/4	72-7901		
MX6			1988 1989	Dash	5 1/4	72-9300		
MX6			1986 1987	Dash	5 1/4	72-9300		
Navajo			1991 1994	Door	6 x 8	72-5512		
Protégé / Protégés / MP3			2001 2004	Door	6 x 8			
Protégé			1995 2000	Door	6 1/2	72-7901		
Protégé			1990 1994	Door	5 1/4	72-7901		
Tribute			2008 2011	Door	6 x 8	72-5600		
Tribute			2002 2006	Door	6 x 8	72-5600		
Tribute			2001 2001	Door	6 x 8	72-5600		
RX8			2009 2011					
RX8			2004 2008	Door	6 x 8			
RX7			1992 1997	Door	6 1/2	72-7901		
RX7			1990 1991	Dash	5 1/4	72-7901		
RX7			1986 1989	Dash	5 1/4	72-9300		
RX7			1984 1985	Kick Panel	4	72-9300		
MERCEDES								
190 Series			1984 1993	Dash	4			
240/280 Series			1973 1983	Dash	4			
350 Series			1990 1996	Dash	4			
380 Series / 300 Series			1981 1996	Dash	4			
420 Series			1986 1996	Dash	4			
500 Series			1995 1996	Dash	4			
560 Series			1986 1993	Dash	4			



* For cars, default is Sedan or Coupe if cell is blank

SPEAKER APPLICATIONS

FRONT SIZE #2	SPEAKER HARNESS	REAR LOCATION #1	REAR SIZE #1	SPEAKER HARNESS	SPEAKER ADAPTER	REAR LOCATION #2	REAR SIZE #2	SPEAKER HARNESS	OTHER SPEAKER
		Door	5 1/4			Deck	6 x 8		
		Door	5 1/4			Deck	6 x 8		
		Side Panel	6 x 8						82-5600 speaker plates for 6 1/2" speaker
		Side Panel	6 x 8						82-5600 speaker plates for 6 1/2" speaker
		Side Panel	6 x 8						
		Side Panel	4						
		Side Panel	4						
		Door	5 1/4	72-5602					
		Side Panel	4						
		Side Panel	4						
		Side Panel	4						
		Side Panel	4						
1									
1									
1									
1									
1									
		Headrest	3 1/2						
		Deck	6 x 9						8" Sub in Deck
		Deck	6 x 9						
		Side Panel	6 x 9						8" Sub in Cargo Area
		Side Panel	6 x 9						
		Door	6 1/2						
6 1/2		Side Panel	6 1/2						
		Deck	5 1/4						
		Deck	5 1/4						
		Deck	6 x 8						
		Deck	6 1/2						
		Deck	6 1/2						
		Deck	6 1/2						
		Side Panel	6 x 8						
		Deck	6 x 9						
		Deck	6 x 9						
		Deck	5 1/4						
		Door	6 x 8						82-5600 speaker plates for 6 1/2" speaker
		Door	6 x 8						8" Sub in Cargo Area
		Door	6 x 8						8" Sub in Cargo Area
		Deck	6 x 8						
		Side Panel	6 x 8						
		Side Panel	5 1/4						
		Deck	5 1/4						
		Side Panel	6 1/2						
		Deck	6 1/2						
		Deck	5 1/4						
		Deck	5 1/4						
		Deck	4 x 6						
		Deck	6 1/2						
		Deck	4 x 6						

SPEAKER APPLICATIONS

MAKE/MODEL	TRIM QUALIFIER	BODY STYLE*	YEAR	FRONT LOCATION #1	FRONT SIZE #1	SPEAKER HARNESS	SPEAKER ADAPTER	FRONT LOCATION #2
MERCEDES								
260 Series			1986 1989	Dash	4			
450 Series			1973 1980	Dash	4			
S Series			1992 1997	Dash	5 1/4			
C-Class			2012 2015	Door	6 1/2			Door
C-Class			2008 2011	Door	6 1/2	72-9002		
C-Class			2005 2007	Door	6 1/2	72-9002		
C-Class			2001 2004	Door	6 1/2	72-9002		
C-Class			1994 2000	Door	6 1/2			
CL-Class			1998 2001	Door	6 1/2			
CLK-Class			2005 2009	Door	6 1/2	72-9002		
CLK-Class			2004 2004	Door	6 1/2	72-9002		A-Pillar
CLK500 / CLK55-AMG			2003 2003	Door	6 1/2	72-9002		A-Pillar
CLK320 / CLK430			2003 2003	Door	6 1/2	72-9002		
CLK-Class			1998 2002	Door	6 1/2	72-9002		
E-Class			2017 2017	Door		72-9002		
E-Class		Convertible, Coupe	2014 2016	Door	6 1/2	72-9002		
E-Class		Sedan, Wagon	2014 2016	Door	6 1/2	72-9002		
E-Class		Convertible, Coupe	2010 2013	Door	6 1/2	72-9002		
E-Class		Sedan, Wagon	2010 2013	Door	6 1/2	72-9002		
E-Class			2003 2009	Door	5 1/4			
E-Class			1994 2002	Door	5 1/4			
GLK-Class			2013 2015	Door	6 1/2	72-9002		
GLK-Class			2010 2012	Door	6 1/2	72-9002		
M-Class			2002 2007	Door	6 1/2			
M-Class			1998 2001	Door	6 1/2			
S-Class			1998 2007	Door	5 1/4			
SL-Class			1997 2003	Door	6 1/2			
SLK-Class			2005 2011	Door	6 1/2			
SLK230 / SLK320			1998 2004	Door	6 1/2			
Sprinter			2014 2017					
Sprinter			2010 2013					
Vito			2009 2017	Door	6 1/2	72-9002		
MERCURY								
Capri			1991 1994	Door	6 1/2	72-5500		
Capri			1986 1986	Door	6 1/2	72-5500		Dash
Capri			1985 1985	Door	5 1/4	72-5500		Dash
Cougar			2001 2002	Door	6 x 8			
Cougar			1999 2000	Door	6 x 8			
Cougar			1989 1997	Door	6 x 8	72-5512		
Cougar			1986 1988	Dash	3 1/2	72-5510		
Cougar			1983 1985	Dash	3 1/2	72-5510		
Grand Marquis			2003 2010	Door	6 x 8	72-5600		
Grand Marquis			1998 2002	Door	6 x 8	72-5600		
Grand Marquis			1995 1997	Door	6 x 8	72-5512		
Grand Marquis			1992 1994	Door	6 x 8	72-5512		
Grand Marquis			1989 1991	Door	5 1/4	72-5512		Dash
Grand Marquis			1986 1988	Door	5 1/4	72-5510		Dash
Grand Marquis			1982 1985	Door	5 1/4	72-5510		Dash
Grand Marquis			1979 1981	Door	5 1/4			Dash
Lynx			1987 1987	Door	5 1/4			
Lynx			1986 1986	Door	5 1/4			
Lynx			1985 1985	Door	5 1/4			
Lynx			1981 1984	Door	5 1/4			
Marauder			2003 2004	Door	6 x 8	72-5600		
Mariner			2008 2011	Door	6 x 8	72-5600		
Mariner			2005 2007	Door	6 x 8	72-5600		

* For cars, default is Sedan or Coupe if cell is blank



SPEAKER APPLICATIONS

FRONT SIZE #2	SPEAKER HARNESS	REAR LOCATION #1	REAR SIZE #1	SPEAKER HARNESS	SPEAKER ADAPTER	REAR LOCATION #2	REAR SIZE #2	SPEAKER HARNESS	OTHER SPEAKER
		Deck	5 1/4						
		Deck	4 x 6						
		Deck	6 1/2						
1		Door	6 1/2						
		Door	6 1/2	72-9002					
		Door	5 1/4	72-9002		Deck	6 1/2		
		Door	5 1/4	72-9002					8" Sub in Deck
		Deck	5 1/4						
		Side Panel	6 1/2						
		Side Panel	6 1/2						
1		Door	6 1/2						
1		Door	6 1/2						
		Side Panel	6 1/2						
		Deck	6 1/2						
		Door	5 1/4						
		Door	5 1/4	72-9002					
		Door	5 1/4						
		Door	5 1/4						
		Door	6 1/2						
		Side Panel	6 1/2						
		Side Panel	6 1/2						
		Side Panel	6 1/2						
		Side Panel	5 x 7						
3 1/2		Side Panel	6 x 8						
3 1/2		Side Panel	6 x 8						
		Side Panel	6 x 8						
		Side Panel	6 x 8						
		Side Panel	6 x 8						
		Deck	6 x 8						
		Deck	6 x 8						
		Deck	6 x 9						82-5600 speaker plates for 6 1/2" speaker
		Deck	6 x 9						82-5600 speaker plates for 6 1/2" speaker
		Deck	6 x 9						82-5600 speaker plates for 6 1/2" speaker
		Deck	6 x 9						
5 1/4		Deck	6 x 9						
5 1/4		Deck	6 x 9						
5 1/4		Deck	6 x 9						
5 1/4		Deck	6 x 9						
		Side Panel	6 x 8						
		Side Panel	6 x 8						
		Side Panel	6 x 8						
		Side Panel	6 x 8						
		Deck	6 x 9						82-5600 speaker plates for 6 1/2" speaker
		Door	6 x 8						82-5600 speaker plates for 6 1/2" speaker
		Door	6 x 8						82-5600 speaker plates for 6 1/2" speaker

SPEAKER APPLICATIONS

MAKE/MODEL	TRIM QUALIFIER	BODY STYLE*	YEAR	FRONT LOCATION #1	FRONT SIZE #1	SPEAKER HARNESS	SPEAKER ADAPTER	FRONT LOCATION #2
MERCURY								
Marquis			1979 1981	Door	5 1/4	72-5565		Dash
Milan			2010 2011					
Milan			2006 2008	Door	6 1/2			
Montego			2005 2007	Door	6 x 8			
Monterey			2004 2007	Door	6 x 8	72-5600		
Mountaineer			2006 2010	Door	6 x 8	72-5600		
Mountaineer	w/ Audiophile sound		2004 2005	Door	6 x 8	72-5600		
Mountaineer			2004 2005	Door	6 x 8	72-5600		
Mountaineer			2002 2003	Door	6 x 8	72-5600		
Mountaineer			1998 2001	Door	6 x 8	72-5512		
Mountaineer			1997 1997	Door	6 x 8	72-5512		
Mystique			1995 2000	Door	6 x 8	72-9300		
Sable			2008 2009	Door	6 x 8	72-5600		
Sable			2004 2007	Door	6 x 8	72-5600		
Sable			2000 2003	Door	6 x 8	72-5600		
Sable			1998 1999	Door	6 x 8	72-5512		
Sable			1996 1997	Door	6 x 8	72-5512		
Sable			1990 1995	Door	6 1/2	72-5512		Dash
Sable			1986 1989	Door	5 1/4	72-5510		Dash
Topaz			1989 1994	Door	5 1/4	72-5512		
Topaz			1986 1988	Door	6 1/2	72-5510		Dash
Topaz			1985 1985	Door	6 1/2	72-5510		Dash
Tracer			1997 1999	Door	6 1/2			
Tracer			1991 1996	Door	5 1/4	72-5512		
Tracer			1988 1990	Dash	4	72-9300		
Villager			1999 2002	Door	6 x 8			
Villager			1996 1998	Door	6 x 8			
Villager			1993 1995	Door	6 x 8	72-9300		
MERKUR								
Merkur XR4 Ti			1985 1989	Dash	5 1/4			
Merkur Scorpio			1988 1989	Door	4			
MINI								
Cooper			2015 2015					
Cooper			2009 2014	Door	5 1/4			Door
Cooper		Convertible	2007 2008	Door	6 1/2		82-9302	
Cooper		Coupe	2007 2008	Door	5 1/4			Door
Cooper			2002 2006	Door	6 1/2		82-9302	
MITSUBISHI								
3000GT			1995 1999	Door	6 1/2	72-9301		
3000GT			1994 1994	Door	6 1/2	72-9301		
3000GT			1991 1993	Door	6 1/2	72-9301		
Diamante			1997 2004	Door	6 1/2	72-9301		
Diamante			1992 1996	Door	5 1/4	72-9301		
Diamante			1993 1995	Door	5 1/4			
Eclipse			2006 2012	Door	6 x 9			
Eclipse			2000 2005	Door	6 1/2	72-9301		
Eclipse			1995 1999	Door	6 1/2	72-9301		
Eclipse			1989 1994	Door	6 1/2	72-9301		Dash
Eclipse Cross			2018 2018					
Endeavor			2007 2011	Door	6 1/2			
Endeavor			2004 2006	Door	6 1/2			
Expo			1992 1994	Door	5 1/4	72-9301		Dash
Galant			2007 2013	Door	6 1/2	72-8104		
Galant			2004 2006	Door	6 1/2	72-8104		
Galant			1999 2003	Door	6 1/2	72-9301		
Galant			1994 1998	Door	6 1/2	72-9301		Dash

* For cars, default is Sedan or Coupe if cell is blank



SPEAKER APPLICATIONS

FRONT SIZE #2	SPEAKER HARNESS	REAR LOCATION #1	REAR SIZE #1	SPEAKER HARNESS	SPEAKER ADAPTER	REAR LOCATION #2	REAR SIZE #2	SPEAKER HARNESS	OTHER SPEAKER
5 1/4		Deck	6 x 9						
		Door	6 1/2						
		Door	6 x 8						
		Side Panel	6 x 8						82-5600 speaker plates for 6 1/2" speaker
		Door	6 x 8						
		Door	6 x 8						82-5600 speaker plates for 6 1/2" speaker
		Door	6 x 8						
		Door	6 x 8						82-5600 speaker plates for 6 1/2" speaker
		Door	6 x 8						82-5600 speaker plates for 6 1/2" speaker
		Door	6 x 8						82-5600 speaker plates for 6 1/2" speaker
		Deck	6 x 8						82-5600 speaker plates for 6 1/2" speaker
		Deck	6 x 8						82-5600 speaker plates for 6 1/2" speaker
		Deck	6 x 8						82-5600 speaker plates for 6 1/2" speaker
		Deck	6 x 8						82-5600 speaker plates for 6 1/2" speaker
3 1/2		Deck	6 x 8						
3 1/2		Deck	6 x 8						
		Deck	6 x 8						
3 1/2		Deck	6 x 8						
3 1/2		Deck	6 x 8						
		Deck	5 x 7						
		Deck	5 1/4						
		Deck	6 1/2						
		Side Panel	6 x 8						
		Side Panel	6 x 8						
		Side Panel	6 x 8						
		Deck	5 1/4						
		Deck	5 1/4						
1		Side Panel	6 x 9						
		Side Panel	6 x 9						
1		Side Panel	6 x 9						
		Side Panel	6 x 9						
		Side Panel	6 x 9						
		Side Panel	6 x 9						
		Deck	6 x 9						
		Deck	6 x 9						
		Deck	6 x 9						
		Side Panel	6 x 9						
		Side Panel	6 x 9						
		Side Panel	6 x 9						
4		Side Panel	6 1/2						
		Door	6 1/2						
		Door	6 1/2						
4		Side Panel	6 x 9						
		Deck	6 x 9						
		Deck	6 x 9						
		Deck	6 x 9						
4		Deck	6 x 9						



SPEAKER APPLICATIONS

MAKE/MODEL	TRIM QUALIFIER	BODY STYLE*	YEAR	FRONT LOCATION #1	FRONT SIZE #1	SPEAKER HARNESS	SPEAKER ADAPTER	FRONT LOCATION #2
MITSUBISHI								
Galant			1989 1993	Dash	4	72-9301		
Galant Sigma			1987 1991	Dash	4	72-9301		
Lancer			2014 2015	Door	6 1/2	72-8104		A-Pillar
Lancer			2008 2013	Door	6 1/2	72-8104		A-Pillar
Lancer			2002 2007	Door	6 1/2			
i-MiEV			2012 2015					
Mighty Max			1993 1996	Dash	4	72-9301		
Mighty Max			1987 1992	Dash	4	72-9301		
Mirage			2014 2015					
Mirage			1997 2002	Door	5 1/4	72-9301		
Mirage			1993 1996	Dash	4	72-9301		Dash
Mirage			1987 1992	Dash	5 1/4	72-9301		
Mirage			1985 1986	Dash	5 1/4	72-9301		
Montero			1997 2005	Door	6 1/2			
Montero			1992 1996	Door	5 1/4	72-9301		Dash
Montero			1987 1991	Door	5 1/4	72-9301		Dash
Montero Sport			2000 2004	Door	6 1/2	72-9301		Dash
Montero Sport			1997 1999	Door	6 1/2	72-9301		Dash
Outlander			2014 2015	Door	6 1/2			Door
Outlander			2007 2013	Door	6 1/2			Door
Outlander			2003 2006	Door	6 1/2			
Outlander Sport			2014 2015	Door	6 1/2			Door
Outlander Sport			2011 2013	Door	6 1/2			Door
Precis			1990 1994	Dash	4	72-9301		
Precis			1987 1989	Door	4	72-9301		
Raider			2008 2009	Door	6 3/4			
Raider			2006 2007	Door	6 1/2			
Sigma			1989 1989	Dash	3 1/2	72-9301		
NISSAN								
200SX			1995 1998	Door	6 1/2			
200SX			1984 1988	Door	6 1/2	72-9300		
200SX			1980 1983	Door	6 1/2	72-9300		
240SX			1995 1998	Door	6 1/2			
240SX			1989 1994	Door	4 x 6	72-9300		
280ZX			1979 1983	Dash	4			
300ZX			1990 1996	Door	6 1/2			
300ZX			1984 1989	Door	6 1/2	72-9300		
370Z			2009 2016					
350Z			2003 2008	Door	6 1/2		82-4300	
Altima			2013 2015	Door	6 1/2	72-7400		
Altima			2010 2012	Door	6 1/2	72-7400		
Altima			2007 2009	Door	6 1/2	72-7400		
Altima			2005 2006	Door	6 1/2	72-7400		
Altima			2002 2004	Door	6 1/2	72-7400		
Altima			1998 2001	Door	6 1/2			
Altima			1995 1997	Door	5 x 7	72-7400		
Altima			1993 1994	Door	5 x 7	72-7400		
Armada			2008 2015	Door	6 x 9			
Armada			2007 2007	Door	6 x 9			
Armada			2004 2006	Door	6 x 9			
Axxess			1989 1990	Door	5 1/4	72-9300		
Cube			2009 2014					
Frontier			2014 2018	Door	6 1/2	72-7401	82-7400	Dash
Frontier			2005 2013	Door	6 x 9	72-4500		
Frontier			2002 2004	Door	6 1/2	72-7400		
Frontier			1998 2001	Door	6 1/2	72-7400		

SPEAKER APPLICATIONS

FRONT SIZE #2	SPEAKER HARNESS	REAR LOCATION #1	REAR SIZE #1	SPEAKER HARNESS	SPEAKER ADAPTER	REAR LOCATION #2	REAR SIZE #2	SPEAKER HARNESS	OTHER SPEAKER
		Deck	6 1/2						
		Deck	5 1/4						
1		Door	6 1/2			Door	1		10" Sub
1		Door	6 1/2			Door	1		10" Sub
		Deck	6 1/2						
		Deck	6 1/2						
5 1/4		Deck	6 1/2						
		Deck	5 1/4						
		Deck	5 1/4						
		Door	6 1/2						8" Sub in Cargo Area
4		Side Panel	6 x 9						
3 1/2		Side Panel	5 1/4						
4		Door	6 1/2						
4		Door	6 1/2						
1		Door	6 1/2			Door	1		10" Sub
1		Door	6 1/2			Door	1		10" Sub
		Door	6 1/2						
1		Door	6 1/2			Door	1		10" Sub
1		Door	6 1/2			Door	1		10" Sub
		Deck	5 1/4						
		Deck	4						
		Door	6 3/4						
		Door	6 1/2						
		Deck	6 1/2						
		Deck	6 1/2						
		Deck	6 1/2						
		Deck	6 1/2						
		Deck	4 x 6						
		Side Panel	5 1/4						
		Shock Tow.	6 1/2						
		Deck	6 1/2						
		Side Panel	6 1/2						
		Deck	6 1/2						
		Deck	6 1/2						
		Deck	6 1/2						
		Deck	6 1/2						
		Deck	6 1/2						
		Deck	6 1/2						
		Deck	6 x 9						
		Deck	6 x 9						
		Door	6 1/2						
		Door	6 1/2						
		Door	6 1/2						
		Side Panel	5 1/4						
3 1/2		Door	6 x 9		N/R				
		Door	6 1/2						
		Door	5 1/4						
		Rear Wall	5 1/4						

SPEAKER APPLICATIONS

MAKE/MODEL	TRIM QUALIFIER	BODY STYLE*	YEAR	FRONT LOCATION #1	FRONT SIZE #1	SPEAKER HARNESS	SPEAKER ADAPTER	FRONT LOCATION #2
NISSAN								
GTR			2009 2015					
Hardbody Pickup			1995 1997	Door	5 1/4	72-7400		
Hardbody Pickup			1994 1994	Door	5 1/4			
Hardbody Pickup			1986 1993	Door	5 1/4	72-9300		
Juke			2015 2015					
Juke			2011 2014					
LEAF			2012 2015					
Maxima			2016 2016	Door	6X9			
Maxima			2009 2015					
Maxima			2007 2008	Door	6 1/2			Door
Maxima			2004 2006	Door	6 1/2			
Maxima			2000 2003	Door	6 1/2			
Maxima			1995 1999	Door	6 1/2			
Maxima			1989 1994	Door	4 x 6	72-9300		
Maxima			1987 1988	Door	5 1/4	72-9300		
Maxima			1985 1986	Door	5 1/4			
Maxima			1982 1984	Door	4	72-9300		
Murano			2015 2017	Door	6 1/2		82-7400	
Murano			2009 2014					
Murano			2003 2007	Door	6 x 9			
NV			2012 2015			72-7400		
NV200			2013 2015					
NX			1991 1993	Door	4 x 6	72-7400		
Pathfinder			2013 2015				82-7400	
Pathfinder			2001 2012	Door	6 x 9	72-4500		
Pathfinder			1996 2000	Door	6 1/2			
Pathfinder			1994 1995	Door	5 x 7			
Pathfinder			1987 1993	Door	6 1/2	72-9300		
Pathfinder Armada			2004 2005	Door	6 x 9			
Pulsar			1987 1990	Door	6 1/2	72-9300		
Pulsar			1983 1986	Dash	4	72-9300		
Quest			2011 2015					
Quest			2007 2010					
Quest			2004 2006	Door	6 x 8			
Quest			1993 2003	Door	6 x 8			
Rogue			2014 2015					
Rogue			2008 2013	Door	6 1/2			
Rogue Select			2014 2015					
Sentra			2013 2015	Door	6 x 9			Door
Sentra			2007 2012	Door	6 x 9			Door
Sentra			2000 2006	Door	6 1/2			
Sentra			1995 1999	Door	6 1/2	72-7400		
Sentra			1991 1994	Door	4 x 6	72-7400		
Sentra			1987 1990	Door	6 1/2	72-9300		
Sentra			1982 1986	Door	4	72-7400		
Stanza			1990 1992	Door	6 1/2	72-9300		
Stanza			1987 1989	Door	6 1/2	72-9300		
Stanza			1982 1986	Door	5 1/4	72-9300		
Titan	Excluding Base trim, S		2013 2015					
Titan	Excluding Base trim, S		2008 2012	Door	6 x 9			
Titan	Base trim, S		2008 2015	Door	6 1/2			
Titan			2004 2007	Door	6 1/2			
Titan			2004 2005	Door	6 1/2			
Titan XD			2016 2018					
Versa			2012 2018					
Versa			2007 2011	Door	6 1/2			Door



* For cars, default is Sedan or Coupe if cell is blank

SPEAKER APPLICATIONS

FRONT SIZE #2	SPEAKER HARNESS	REAR LOCATION #1	REAR SIZE #1	SPEAKER HARNESS	SPEAKER ADAPTER	REAR LOCATION #2	REAR SIZE #2	SPEAKER HARNESS	OTHER SPEAKER
		Rear Wall	6 1/2						
		Rear Wall	6 1/2						
		Rear Wall	6 1/2						
		Rear Door	3 1/2			Rear Deck	6x9		
1		Door	6 1/2						Two 8" Subs in Deck
		Door	6 1/2						Two 8" Subs in Deck
		Door	6 1/2						
		Deck	6 1/2						
		Deck	6 x 9						
		Deck	5 1/4						
		Deck	5 1/4						
		Deck	5 1/4						
		Door	6 1/2		82-7400				
		Door	6 1/2						
		Side Panel	6 1/2						
		Door	6 1/2						
		Door	6 1/2						
		Overhead	5 x 7						
		Side Panel	6 x 9						
		Door	6 1/2						
		Deck	5 1/4						
		Side Panel	4						
		Door	6 x 8						
		Side Panel	6 x 8						8 Sub in Cargo Area
		Door	6 1/2						6 1/2" Sub, 3 1/2" Center
11/2		Deck	6 x 9			Deck	3		6 1/2" Subs on Rear Deck
11/2		Deck	6 x 9			Deck	3		6 1/2" Subs on Rear Deck
		Deck	6 1/2						
		Deck	6 1/2						
		Deck	6 1/2						
		Deck	6 1/2						
		Deck	5 1/4						
		Deck	6 1/2						
		Deck	6 x 9						
		Deck	5 1/4						
		Door	6 1/2						
		Door	6 1/2						
		Door	6 1/2						
		Door	6 1/2						
1		Door	6 1/2						

SPEAKER APPLICATIONS

MAKE/MODEL	TRIM QUALIFIER	BODY STYLE*	YEAR	FRONT LOCATION #1	FRONT SIZE #1	SPEAKER HARNESS	SPEAKER ADAPTER	FRONT LOCATION #2
NISSAN								
Versa Note			2014 2018					
Xterra			2014 2015	Door	6 x 9	72-7401	N/R	
Xterra	All but X trim		2009 2013					
Xterra	X trim		2009 2013	Door	6 x 9	72-4500		
Xterra			2005 2008	Door	6 1/2			
Xterra			2000 2004	Door	6 1/2	72-7400		
OLDSMOBILE								
Achieva			1996 1998	Door	6 1/2			Dash
Achieva			1993 1995	Door	4 x 6	72-4568		
Achieva			1992 1992	Door	4 x 6	72-4568		
Alero			2001 2004	Door	4 x 6	72-4568		
Alero			1999 2000	Door	4 x 6			
Aurora			2001 2003	Door	6 1/2			
Aurora			1995 2000	Door	5 1/4			
Bravada			2002 2004	Door	6 1/2	72-4568		Dash
Bravada			1998 2001	Door	6 1/2	72-4568	82-3043	Dash
Bravada			1995 1997	Door	6 1/2		82-3043	Dash
Bravada			1991 1994	Dash	4 x 6	72-4500		
Cutlass			1997 1999	Door	4 x 6	72-4568		
Cutlass Calais			1990 1991	Dash	3 1/2	72-4500		
Cutlass Calais			1988 1989	Dash	3 1/2	72-4500		
Cutlass Calais			1985 1987	Dash	3 1/2	72-4500		
Cutlass Ciera			1995 1996	Dash	3 1/2			
Cutlass Ciera			1990 1994	Dash	3 1/2	72-4568		
Cutlass Ciera			1988 1989	Dash	3 1/2	72-4500		
Cutlass Ciera			1984 1987	Dash	3 1/2	72-4500		
Cutlass Supreme			1995 1997	Door	4 x 6	72-4568		
Cutlass Supreme			1992 1994	Dash	4	72-4568		
Cutlass Supreme			1990 1991	Dash	4	72-4500		
Cutlass Supreme			1988 1989	Dash	4	72-4500		
Cutlass Supreme			1984 1987	Dash	3 1/2	72-4500		
Eighty-Eight			1994 1999	Door	5 1/4	72-4568		
Eighty-Eight			1992 1993	Dash	5 1/4	72-4568		
Eighty-Eight			1989 1991	Dash	3 1/2	72-4500		
Eighty-Eight			1988 1988	Dash	3 1/2	72-4500		
Eighty-Eight			1986 1987	Dash	3 1/2	72-4500		
Eighty-Eight			1985 1985	Dash	3 1/2			
Firenza			1982 1988	Dash	3 1/2	72-4500		
Intrigue			2002 2002	Door	5 1/4	72-4568		
Intrigue			1998 2001	Door	5 1/4	72-4568		
LSS			1996 1999	Door	4 x 6			
Ninety-Eight			1994 1996	Door	5 1/4	72-4568		
Ninety-Eight			1989 1993	Dash	3 1/2	72-4500		
Ninety-Eight			1988 1988	Dash	3 1/2	72-4500		
Ninety-Eight			1986 1987	Door	6 1/2	72-4500		Dash
Ninety-Eight			1985 1985	Door	6 1/2			Dash
Omega			1983 1984	Dash	3 1/2	72-4500		
Omega			1980 1982	Dash	4 x 6			
Regency			1997 1998	Door	5 1/4			
Silhouette			2000 2004	Door	6 1/2	72-4568		
Silhouette			1997 1999	Door	6 1/2	72-4568		
Silhouette APV			1993 1996	Dash	4 x 6	72-4500		
Silhouette APV			1990 1992	Dash	4 x 6	72-4500		
Touring Sedan			1988 1990	Dash	3 1/2	72-4500		
Toronado			1988 1993	Door	5 1/4	72-4500		Dash
Toronado			1983 1987	Dash	4 x 6	72-4500		

SPEAKER APPLICATIONS

MAKE/MODEL	TRIM QUALIFIER	BODY STYLE*	YEAR	FRONT LOCATION #1	FRONT SIZE #1	SPEAKER HARNESS	SPEAKER ADAPTER	FRONT LOCATION #2
PEUGEOT								
505			1984 1991	Kick Panel	5 1/4			
405			1989 1991	Kick Panel	5 1/4			
PLYMOUTH								
400			1982 1983	Dash	3 1/2	72-4565		
600E Class			1984 1987	Dash	3 1/2	72-4565		
600E Class			1983 1983	Dash	3 1/2	72-4565		
Acclaim			1989 1995	Door	5 1/4	72-6510		
Breeze			1996 1999	Door	6 1/2		82-6600	Dash
Caravelle			1988 1988	Dash	3 1/2	72-6510		
Caravelle			1985 1987	Dash	3 1/2	72-6510		
Gran Fury			1984 1989	Dash	3 1/2	72-4565		
Gran Fury			1978 1983	Dash	3 1/2			
Horizon			1984 1990	Door	5 1/4	72-6511		
Laser			1990 1994	Door	6 1/2	72-6513		Dash
Neon			2000 2001	Door	6 1/2	72-4570		Dash
Neon			1995 1999	Door	6 1/2	72-4570	82-6600	Dash
Prowler			1997 2002	Door	6 1/2			
Reliant			1981 1989	Dash	3 1/2	72-4565		
Sundance			1987 1994	Door	5 1/4	72-4565		
TC3			1981 1982	Door	5 1/4	72-4565		
Trail Duster			1975 1981	Dash	4 x 10			
Turismo			1984 1987	Door	5 1/4	72-4565		
Turismo			1983 1983	Door	5 1/4	72-4565		
Volare			1976 1980	Dash	3 1/2			
Voyager			1996 2000	Door	6 x 9	72-5510		Dash
Voyager			1984 1995	Dash	5 1/4	72-5510		
POLARIS								
Slingshot	w/ component speakers		2017 2017	Kick Panel	6 1/2	72-9702		Kick Panel
Slingshot			2017 2017	Kick Panel	6 1/2	72-9701		Kick Panel
PONTIAC								
6000			1990 1991	Dash	4 x 6			
6000			1988 1989	Dash	4 x 6			
6000			1986 1987	Dash	4 x 6			
6000			1982 1985	Dash	4 x 6			
Aztec			2001 2005	Door	6 1/2	72-4568		
Bonneville			2000 2005	Door	6 1/2			
Bonneville			1994 1999	Door	4 x 6			
Bonneville			1992 1993	Door	4 x 6	72-4568		
Bonneville			1988 1991	Dash	4 x 6	72-4568		
Bonneville			1985 1987	Dash	3 1/2			
Bonneville Safari Wagon			1987 1989	Dash	4 x 6			
Fiero			1984 1988	Dash	4 x 10			
Firebird/Trans AM			1993 2002	Door	6 1/2		82-3309	
Firebird/Trans AM			1990 1992	Dash	4 x 6			
Firebird/Trans AM			1988 1989	Dash	4 x 6			
Firebird/Trans AM			1982 1987	Dash	4 x 6			
G3		sedan	2007 2009	Door	5			
G3		hatchback	2007 2007	Door	6 1/2	72-9300		
G5			2007 2010	Door	6 1/2	72-4568		
G5			2005 2006	Door	6 1/2			
G6			2009 2009	Door	6 1/2			
G6			2005 2008	Door	6 1/2			
G8			2008 2009	Door	6 1/2			Dash
Grand Am			2001 2005	Door	4 x 6	72-4570		
Grand Am			1996 2000	Door	4 x 6	72-4570		
Grand Am			1992 1995	Door	4 x 6	72-4568		



* For cars, default is Sedan or Coupe if cell is blank

SPEAKER APPLICATIONS

FRONT SIZE #2	SPEAKER HARNESS	REAR LOCATION #1	REAR SIZE #1	SPEAKER HARNESS	SPEAKER ADAPTER	REAR LOCATION #2	REAR SIZE #2	SPEAKER HARNESS	OTHER SPEAKER
PEUGEOT									
		Deck	5 1/4						
		Deck	5 1/4						
		Deck	5 x 7						
		Deck	5 x 7						
		Deck	5 x 7						
		Door	5 1/4						
3 1/2		Deck	6 x 9						
		Deck	5 x 7						
		Deck	5 x 7						
		Deck	6 x 9						
		Deck	6 x 9						
		Side Panel	6 x 9						
4		Side Panel	6 1/2						
3 1/2		Deck	6 x 9						
3 1/2		Deck	6 x 9						
									6 1/2" Subs In Panel Behind Seat
		Deck	5 x 7						
		Side Panel	5 x 7						
		Deck	5 1/4						
		Side Panel	5 1/4						
		Side Panel	6 x 9						
		Side Panel	6 x 9						
		Deck	6 x 9						
5 1/4		Side Panel	6 x 9						
		Tailgate	6 x 9						
1									
		Deck	6 x 9						
		Deck	6 x 9						
		Deck	6 x 9						
		Deck	6 x 9						
		Door	6 1/2			Side Panel	6 x 9		
		Door	5 1/4			Deck	6 x 9		
		Deck	6 x 9						
		Deck	6 x 9						
		Deck	6 x 9						
		Deck	4 x 10						
		Overhead	4 x 10						
		Side Panel	4 x 6						
		Side Panel	6 1/2						
		Side Panel	6 x 9						
		Side Panel	6 x 9						
		Side Panel	6 x 9						
		Deck	6 x 9						
		Deck	6 1/2						
		Deck	6 1/2						
		Side Panel	6 x 9						
		Side Panel	6 x 9						
		Side Panel	6 x 9						
3 1/2		Deck	6 x 9						3 1/2" Center
		Deck	6 x 9						
		Deck	6 x 9						
		Deck	6 x 9						

SPEAKER APPLICATIONS

MAKE/MODEL	TRIM QUALIFIER	BODY STYLE*	YEAR	FRONT LOCATION #1	FRONT SIZE #1	SPEAKER HARNESS	SPEAKER ADAPTER	FRONT LOCATION #2
PONTIAC								
Grand Am			1990 1991	Dash	4			
Grand Am			1988 1989	Dash	4			
Grand Am			1985 1987	Dash	4			
Grand Prix			2004 2008	Door	6 1/2	72-4567		
Grand Prix			1994 2003	Door	5 1/4	72-4568		
Grand Prix			1992 1993	Dash	4 x 6	72-4568		
Grand Prix			1990 1991	Dash	4 x 6	72-4568		
Grand Prix			1988 1989	Dash	4 x 6	72-4568		
Grand Prix			1985 1987	Dash	3 1/2			
GTO			2004 2006	Door	6 1/2			
J-2000			1982 1988	Dash	3 1/2			
Lemans			1988 1993	Dash	3 1/2			
Montana			1999 2005	Door	6 1/2	72-4568		
Montana SV6			2005 2005	Door	6 1/2			
Parisienne			1983 1986	Dash	4 x 6			
Solstice			2006 2009	Door	6 1/2			
Sunbird			1988 1994	Dash	3 1/2			
Sunbird			1982 1987	Dash	3 1/2			
Sunfire			2000 2005	Door	4 x 6	72-4568	82-3300	
Sunfire			1995 1999	Door	4 x 6	72-4570	82-3300	
Torrent			2007 2009	Door	6 1/2		82-3307	Door
Torrent			2006 2006	Door	6 1/2		82-3307	
TransSport			1997 1999	Door	6 1/2	72-4568		
TransSport			1993 1996	Dash	4 x 6			
TransSport			1990 1992	Dash	3 1/2			
T-1000			1982 1987	Dash	3 1/2			
Vibe			2009 2010	Door	6 1/2			Door
Vibe			2003 2008	Door	6 1/2	72-8104		
PORSCHE								
911			1998 2011	Door	5 1/4			
911			1973 1997	Door	5 1/4			
924			1987 1989	Door	4 x 6			
944			1983 1993	Door	4 x 6			
928			1994 1996	Door	4			
968			1992 1996	Door	4			
Boxter			2005 2012	Dash	4			
Boxter			2005 2012	Dash	4			
Boxter			1997 2003	Dash	4			
Cayenne			2002 2006	Door	6 1/2			
RAM								
1500 / 2500 / 3500 / 4500			2019 2019					
1500 / 2500 / 3500 / 4500			2013 2018	Door	6 x 9	72-6514		Dash
1500 / 2500 / 3500			2011 2012					
C / V Tradesman			2012 2015					
Dakota			2011 2011					
Promaster			2014 2015					
Promaster City			2015 2015					
SAAB								
9-2x			2005 2005	Door	6 1/2			
9-3			1999 2006	Door	6 1/2			
9-5			1998 2005	Door	6 1/2			
9-7x			2005 2009	Door	6 1/2			Dash
900 Series			1979 1998	Dash	4			
9000 Series			1986 1998	Dash	4			
SATURN								
Astra	coupe		2008 2009	Door	6 1/2			Door



* For cars, default is Sedan or Coupe if cell is blank

SPEAKER APPLICATIONS

FRONT SIZE #2	SPEAKER HARNESS	REAR LOCATION #1	REAR SIZE #1	SPEAKER HARNESS	SPEAKER ADAPTER	REAR LOCATION #2	REAR SIZE #2	SPEAKER HARNESS	OTHER SPEAKER
		Deck	6 x 9						
		Deck	6 x 9						
		Deck	6 x 9						
		Deck	6 x 9						
		Deck	6 x 9						
		Deck	6 x 9						
		Deck	6 x 9						
		Deck	6 x 9						
		Deck	4 x 10						
		Side Panel	6 1/2						6 1/2 subs in Deck
		Deck	6 x 9						
		Deck	6 1/2						
		Rear Lift	6 1/2						
		Rear Lift	6 x 9						
		Deck	6 x 9						
		Side Panel	3 1/2						Sub Behind Passenger Seat
		Side Panel	6 x 9						
		Deck	6 x 9						
		Deck	6 x 9						
		Side Panel	6 x 9						
1		Door	6 1/2						
		Door	6 1/2						
		Rear Lift	6 1/2						
		Rear Lift	6 1/2						
		Rear Lift	6 1/2						
		Side Panel	4 x 6						
1		Door	6 1/2						
		Door	6 1/2						
		Side Panel	5 1/4						
		Side Panel	4 x 6						
		Side Panel	4 x 6						
		Side Panel	4 x 6						
		Side Panel	6 1/2						
		Side Panel	4 x 6						
		Side Panel	5 1/4						
		Side Panel	5 1/4						
		Side Panel	5 1/4						
		Door	6 1/2						
3	72-7902	Door	6 x 9	72-6514					7" Sub Under Right Rear Bench
		Door	6 1/2						
		Side Panel	6 1/2						
		Door	6 1/2						
3 1/2		Door	6 1/2						
		Deck	4 x 10						
		Deck	6 1/2			Side Panel	3 1/2		
1		Side Panel	6 1/2						

SPEAKER APPLICATIONS

MAKE/MODEL	TRIM QUALIFIER	BODY STYLE*	YEAR	FRONT LOCATION #1	FRONT SIZE #1	SPEAKER HARNESS	SPEAKER ADAPTER	FRONT LOCATION #2
SATURN								
Astra		sedan	2008 2009	Door	6 1/2			Door
Aura			2007 2009	Door	6 1/2			A-Pillar
ION			2006 2007	Door	6 1/2			
ION			2005 2005	Door	6 1/2	72-4568		
ION			2004 2004	Door	6 1/2	72-4568		
ION			2003 2003	Door	6 1/2	72-4568		
L Series			2000 2005	Door	6 1/2	72-4568		
Outlook			2007 2009	Door	6 1/2			A-Pillar
Relay			2005 2007	Door	6 1/2			
S Series			2000 2002	Door	6 1/2	72-4568		
S Series			1991 1999	Door	6 1/2	72-4500		
Sky			2006 2009	Door	6 1/2			
VUE			2006 2010	Door	6 1/2		82-3307	
VUE			2002 2005	Door	6 1/2	72-4568	82-3307	
Scion								
FR-S			2013 2016			72-8104		
iA			2016 2016					
iM			2016 2016					
iQ			2012 2015			72-8104		
tC			2005 2016	Door	6 1/2	72-8104		
xA			2004 2006	Door	6 1/2	72-8104		
xB			2004 2015	Door	6 1/2	72-8104		
xD			2008 2014	Door	6 1/2	72-8104		
SMART								
Fortwo			2016 2016					
Fortwo			2011 2015					
Fortwo			2008 2010	Door	6 1/2			
STERLING								
825			1988 1992	Door	5 1/4	72-9300		
827			1988 1992	Door	5 1/4	72-9300		
SUBARU								
Ascent			2019 2019					
B9 Tribeca			2006 2012					
Baja			2003 2006	Door	6 1/2			
Brat			1975 1987	Door	4			
BRZ			2013 2013			72-8104		
Crosstrek			2018 2019	door	6 X 9 or 6 1/2		82-8146 / 82-8147	Dash
Crosstrek			2016 2017					
Forester			2015 2016	Door	6 1/2			Dash
Forester			2014 2015					
Forester			2009 2013	Door	6 1/2			
Forester			2005 2008	Door	6 1/2			
Forster			1998 2004	Door	6 1/2			
GL, DL		hatchback	1981 1985	Door	5 1/4	72-9300		
GL, DL		hatchback	1986 1989	Door	5 1/4	72-9300		
GL, DL, RX		sedan	1985 1989	Door	6 1/2	72-9300		
GL, DL		sedan	1981 1984	Door	4	72-9300		
Impreza			2017 2019	Door	6 1/2	72-8104	82-8146	Dash
Impreza			2015 2016					
Impreza			2008 2014					
Impreza			1993 2007	Door	6 1/2	72-9300		
Impreza WRX			2013 2014	Door	6 1/2			Door
Impreza WRX STI			2008 2012	Door	6 1/2			Door
Justy			1987 1994	Dash	4 x 6	72-9300		
Legacy			2018 2018	Door	6 x 9			
Legacy			2015 2017					

SPEAKER APPLICATIONS

FRONT SIZE #2	SPEAKER HARNESS	REAR LOCATION #1	REAR SIZE #1	SPEAKER HARNESS	SPEAKER ADAPTER	REAR LOCATION #2	REAR SIZE #2	SPEAKER HARNESS	OTHER SPEAKER
1		Door	6 1/2						
1		Deck	6 x 9						
		Deck	6 1/2						
		Deck	6 1/2						
		Deck	6 1/2						
		Deck	6 1/2						
2 1/2		Door	6 1/2						
		Rear Lift	6 x 9						
		Deck	6 1/2						
		Deck	6 1/2						
		Side Panel	3 1/2						Sub Behind Passenger Seat
		Door	6 1/2						
		Door	6 1/2						
		Side Panel	6 1/2						
		Door	6 1/2						
		Side Panel	6 1/2						
		Side Panel	6 1/2						
		Deck	6 1/2						
		Deck	6 1/2						
		Door	6 1/2						
3 1/2		Door	6 1/2			82-8148			
1			6 1/2						
1		Door	6 1/2						
		Door	4						8" Sub in Cargo Area
		Door	4						
		Door	6 1/2						
		Door	6 1/2						
		Deck	6 1/2						
		Deck	5 1/4						
1		Door	6 1/2	72-8104		82-8148			
		Door	6 1/2						
6 1/2									
6 1/2		Side Panel	5 1/4						



SPEAKER APPLICATIONS

MAKE/MODEL	TRIM QUALIFIER	BODY STYLE*	YEAR	FRONT LOCATION #1	FRONT SIZE #1	SPEAKER HARNESS	SPEAKER ADAPTER	FRONT LOCATION #2
SUBARU								
Legacy			2010 2014					
Legacy			1995 2009	Door	6 1/2			
Legacy			1990 1994	Door	6 1/2	72-9300		
Loyale			1990 1994	Door	6 1/2	72-9300		
Outback			2018 2018	Door	6 x 9	72-8104	82-8146	
Outback			2015 2017					
Outback			2010 2014					
Outback			2005 2009	Door	6 1/2			
Outback			1998 2004	Door	6 1/2			
Outback Sport			2005 2006	Door	6 1/2			
SVX			1992 1997	Door	6 1/2			
WRX			2015 2018					
XT Coupe			1985 1990	Door	5 1/4			
XV Crosstrek			2013 2015					
SUZUKI								
Aerio			2005 2007	Door	6 1/2			
Aerio		sedan	2002 2004	Door	6 1/2	72-9300		
Aerio		hatchback	2002 2004	Door	6 1/2	72-9300		
Equator		crew cab	2009 2011					
Equator		extended cab	2009 2011	Door	6 x 9	72-4500		
Esteem		sedan	1995 2003	Door	5 1/4			
Esteem		wagon	1995 2003	Door	6 1/2			
Forenza			2004 2008	Door	6 1/2	72-7300		
Grand Vitara			2013 2013					
Grand Vitara			2006 2012	Door	6 1/2			
Grand Vitara			2003 2005	Door	6 1/2			
Grand Vitara			2001 2002	Door	6 1/2	72-4500		
Grand Vitara			1999 2000	Door	6 1/2	72-4500		
Kizashi			2010 2013					
Reno			2005 2008	Door	6 1/2			
Samurai			1986 1995	Dash	4			
Sidekick			1992 1998	Dash	4			
Sidekick			1989 1991	Dash	5	72-9300		
Swift			1995 2001	Door	6 1/2	72-9300	82-3411	
Swift			1992 1994	Dash	4	72-9300		
Swift			1989 1991	Dash	4			Door
SX4		sedan	2007 2013	Door	6 1/2			Door
SX4		hatchback	2007 2013	Door	5 1/4			Door
Verona			2004 2006	Door	6 1/2	72-9300		
Vitara			2001 2004	Door	6 1/2	72-4500		
Vitara			1999 2000	Door	6 1/2	72-4500		
XL-7			2007 2009	Door	6 1/2			Door
XL-7			2003 2006	Door	6 1/2			
XL-7			2001 2002	Door	6 1/2	72-4500		
X90			1996 1999	Door	6		82-3411	
TOYOTA								
4-Runner			2010 2015				82-8146	
4-Runner			2003 2009	Door	6 1/2	72-8104	82-8146 (M)	Door
4-Runner			2001 2002	Door	6 1/2	72-8104		Door
4-Runner			1996 2000	Door	6 1/2	72-8104		Door
Avalon			2013 2015					
Avalon			2011 2012					
Avalon			2005 2010	Door	6 1/2			
Avalon			2000 2004	Door	6 1/2			
Avalon			1995 1999	Door	5 1/4			
C-HR			2018 2018	Door	6 1/2	72-8104	82-8148	Dash



* For cars, default is Sedan or Coupe if cell is blank

SPEAKER APPLICATIONS

FRONT SIZE #2	SPEAKER HARNESS	REAR LOCATION #1	REAR SIZE #1	SPEAKER HARNESS	SPEAKER ADAPTER	REAR LOCATION #2	REAR SIZE #2	SPEAKER HARNESS	OTHER SPEAKER
		Door	6 1/2						
		Deck	6 1/2						
		Deck	6 1/2						
		Door	6 1/2						
		Door	6 1/2						
		Door	6 1/2						
		Deck	6 x 9						
		Deck	6 1/2						
		Deck	6 1/2						6 1/2" Sub under drivers seat
		Deck	6 1/2						
		Side Shelf	6 1/2						
		Door	6 1/2						
		Rear	6 1/2						
		Rear	6 1/2						
		Door	6 1/2						
		Rear Panel	6 1/2						
		Door	6 1/2						
		Door	6 1/2						
		Overhead	6 1/2						
		Door	6 1/2						
		Rear	4						
		Side Panel	4.5						
		Rear	5						
		Side Panel	6 1/2						
		Side Panel	5						
5 1/4		Rear	4						
1		Door	6 1/2						6 1/2" Subwoofer
1		Door	5 1/4			Door	1		4" Subwoofer
		Door	5 1/4						
		Overhead	6 1/2						
		Door	6 1/2						
1		Door	6 1/2						
		Door	6 1/2						
		Door	6 1/2						
		Rear	6						
1		Door	6 1/2						
1		Door	6 1/2						
1		Door	4						
		Door	6 1/2						8" Sub in Deck
		Door	6 1/2						
		Door	5 1/4						
1		Door	6 1/2	72-8104		82-8148			



SPEAKER APPLICATIONS

MAKE/MODEL	TRIM QUALIFIER	BODY STYLE*	YEAR	FRONT LOCATION #1	FRONT SIZE #1	SPEAKER HARNESS	SPEAKER ADAPTER	FRONT LOCATION #2
TOYOTA								
Camry			2018 2018	Door	6 1/2	72-8104		
Camry			2015 2017			72-8104	82-8149	
Camry			2012 2014			72-8104	82-8149	
Camry	w/ JBL		2002 2011	Door	6 x 9	72-8104		Dash
Camry	w/o JBL		2002 2011	Door	6 x 9	72-8104		Dash
Camry			1997 2001	Door	6 1/2	72-8104	82-8141	
Camry		sedan	1992 1996	Door	6 1/2	72-8104		
Camry		wagon	1992 1996	Door	5 1/4	72-8104		
Camry			1987 1991	Dash	3 1/2	72-8101		
Camry			1983 1986	Dash	4	72-9301		
Camry Solara			2004 2008	Door	6 1/2			
Camry Solara			1999 2003	Door	6 1/2	72-8104		
Celica			2000 2005	Door	6 1/2	72-8104	82-8141	
Celica			1994 1999	Door	6 1/2			
Celica			1990 1993	Dash	4	72-8104		
Celica			1986 1989	Door	5 1/4	72-8101		Dash
Celica			1982 1985	Door	4	72-9301		
Corolla			2017 2019					
Corolla			2014 2016					
Corolla			2009 2013	Door	6 1/2			Door
Corolla			2003 2008	Door	6 1/2	72-8104		
Corolla			2001 2002	Door	6 1/2	72-8104	82-3412	
Corolla			1998 2000	Door	5 1/4	72-8104	82-3412	
Corolla		coupe / sedan	1993 1997	Door	4	72-8104		
Corolla		wagon	1993 1993	Dash	4	72-8104		
Corolla			1987 1992	Dash	4	72-8101		
Corolla			1984 1986	Dash	4	72-9301		
Corolla			1982 1983	Dash	5	72-9301		
Corolla FX / FX 16			1987 1988	Dash	4	72-8101		
Corolla iM			2017 2018					
Cressida			1988 1992	Dash	4			
Cressida			1985 1987	Door	5 1/4	72-8101		
Cressida		sedan	1981 1984	Door	5 1/4	72-9301		
Cressida		wagon	1981 1984	Door	5 1/4			
Cressida			1979 1980	Door	5 1/4			
Echo			2000 2005	Door	6 1/2			Dash
FJ Cruiser			2011 2014	Door	6 x 9	72-8104		Dash
FJ Cruiser			2007 2010	Door	6 x 9	72-8104		Dash
Highlander			2014 2018					
Highlander			2008 2013	Door	6 x 9	72-8104		Dash
Highlander			2004 2007	Door	6 1/2	72-8104	82-3412	Dash
Highlander			2001 2003	Door	6 1/2	72-8104	82-3412	Dash
Land Cruiser			2016 2017					
Land Cruiser			1997 2015	Door	6 1/2			Dash
Land Cruiser			1993 1996	Door	6 1/2	72-8101		Dash
Land Cruiser			1988 1992	Door	5 1/4	72-8101		
Land Cruiser			1985 1987	Door	5 1/4	72-9301		
Land Cruiser			1983 1984	Door	5 1/4	72-9301		
Land Cruiser			1982 1982	Door	5 1/4	72-9301		
Land Cruiser			1975 1981	Door	5 1/4			
Matrix			2013 2013	Door	6 1/2			Dash
Matrix			2011 2012	Door	6 1/2			Dash
Matrix			2009 2010	Door	6 1/2			Dash
Matrix			2005 2008	Door	6 1/2	72-8104		Dash
Matrix			2003 2004	Door	6 1/2	72-8104		Dash
MR2 Spyder			2000 2005	Door	6 1/2			Dash

* For cars, default is Sedan or Coupe if cell is blank



SPEAKER APPLICATIONS

FRONT SIZE #2	SPEAKER HARNESS	REAR LOCATION #1	REAR SIZE #1	SPEAKER HARNESS	SPEAKER ADAPTER	REAR LOCATION #2	REAR SIZE #2	SPEAKER HARNESS	OTHER SPEAKER
		Door	6 1/2	72-8104	82-8148				
3 1/2		Deck	6 x 9	72-7300		Deck	1		
3 1/2		Deck	6 x 9	72-7300	82-8152				
		Deck	6 x 9						
		Door	6 1/2						
		Rear	6 x 9						
		Deck	6 1/2 / or 5 1/4						
		Deck	6 1/2			Deck	6 x 9		
		Deck	6 x 9						
		Rear Panel	6 1/2						
		Rear Panel	6 1/2						
		Rear Panel	5 1/4						
4		Rear Panel	4						
		Rear Panel	5 1/4						
2 1/2		Deck	6 X 9	72-7300	82-8152				
		Deck	6 x 9						
		Deck	6 1/2						
		Deck	6 1/2						
		Deck	6 1/2						
		Rear Panel	5 1/4						
		Rear Panel	5 1/4						
		Rear Panel	5 1/4						
		Rear Panel	5 x 7						
		Rear Panel	5 x 7						
		Rear Panel	5 x 7						
		Deck	5 x 7						
		Deck	5 x 7						
2 1/2		Deck	6 x 9						
2		Rear Pillar	2			Overhead	2		10" Sub
2		Rear Pillar	2			Overhead	2		10" Sub
2 1/2		Door	6 1/2						8" Sub
2 1/2		Door	6 1/2						
2 1/2		Door	5 1/4						
4		Door	4						
4		Door	4						
		Door	5 1/4						
		Door	5 1/4						
		Door	5 1/4						
		Door	5 1/4						
		Door	5 1/4						
2 1/2		Door	5 1/4						8" Sub
2 1/2		Door	5 1/4						8" Sub
2 1/2		Door	5 1/4						8" Sub
1		Door	6 1/2						
		Door	6 1/2						
1		Rear Panel	6 1/2						

SPEAKER APPLICATIONS

MAKE/MODEL	TRIM QUALIFIER	BODY STYLE*	YEAR	FRONT LOCATION #1	FRONT SIZE #1	SPEAKER HARNESS	SPEAKER ADAPTER	FRONT LOCATION #2
TOYOTA								
MR2			1991 1995	Door	6 1/2	72-8104		
MR2			1987 1990	Dash	4	72-8104		
MR2			1985 1986	Dash	4	72-8101		
Paseo			1996 1997	Door	6 1/2			
Paseo			1992 1995	Door	4	72-8102		
Pickup			1992 1995	Door		72-8104		Dash
Pickup			1989 1991	Door		72-8102		Dash
Pickup			1987 1988	Door		72-9301		Dash
Pickup			1984 1986	Door		72-9301		Dash
Previa			1991 1997	Dash	5 1/4	72-8101		
Prius			2016 2018					
Prius			2012 2015					
Prius			2010 2011					
Prius			2004 2009					
Prius C			2018 2018					
Prius C			2012 2017					
Prius V			2012 2017					
Prius Prime			2017 2018					
Prius			2004 2009	Door	6 1/2	72-8101		
Prius			2001 2003	Door	6 1/2			
RAV-4			2014.5 2018	Door	6 1/2	72-8104	82-8148	
RAV-4			2013 2014.5	Door	6 1/2	72-8104	82-8148	
RAV-4			2006 2012	Door	6 1/2	72-8104	82-8148	
RAV-4			2001 2005	Door	6 1/2	72-8104	82-8148	
RAV-4			1996 2000	Door	6 1/2	72-8102		
Sequoia			2008 2018	Door	6 x 9	72-8104		A-Pillar
Sequoia			2003 2007	Door	6 1/2	72-8104	82-3412	
Sequoia			2001 2002	Door	6 1/2	72-8102		
Sienna			2015 2018					
Sienna			2011 2014					
Sienna			2004 2010	Door	5 x 7			
Sienna			1996 2003	Door	6 1/2	72-8102		
Supra			1994 1998	Door	4			
Supra			1986.5 1992	Door	4	72-8101		
Supra			1983 1985	Door	4			
T-100			1993 1998	Door	6 1/2	72-8105	82-8139	
Tacoma			2016 2018					
Tacoma			2005 2015	Door	6 x 9	72-8104		Door
Tacoma			2002 2004	Door	5 x 7	72-8104	82-8140	
Tacoma			1995 2001	Door	6 //2	72-8104	82-8140	
Tercel			1995 1998	Door	4			
Tercel			1991 1994	Door	4	72-8102		
Tercel			1987 1990	Door	6 1/2	72-8101		Dash
Tercel			1983 1986	Dash	4	72-9301		
Tercel			1980 1982	Dash	4			
Tundra			2014 2018					
Tundra		crew cab	2003 2013	Door	6 1/2	72-8104		
Tundra		standard cab	2003 2013	Door	6 1/2	72-8104		
Tundra		crew cab	2000 2002	Door	6 1/2			
Tundra		standard cab	2000 2002	Door	6 1/2			
Van			1984 1990	Dash	4	72-9301		
Venza			2009 2015			72-8104		
Yaris			2018 2018					
Yaris		Hatchback	2007 2017	Door	6 1/2	72-8104		
Yaris		Sedan	2007 2017	Door	6 1/2	72-8104		
Yaris iA			2018 2018					

* For cars, default is Sedan or Coupe if cell is blank



SPEAKER APPLICATIONS

FRONT SIZE #2	SPEAKER HARNESS	REAR LOCATION #1	REAR SIZE #1	SPEAKER HARNESS	SPEAKER ADAPTER	REAR LOCATION #2	REAR SIZE #2	SPEAKER HARNESS	OTHER SPEAKER
		Rear Panel	3 1/2						
		Rear Panel	6 1/2			Deck	6 1/2		
4		Rear Panel	5 1/4						
4		Rear Panel	5 1/4						
4		Rear Panel	5 1/4						
4		Rear Panel	5 1/4						
		Rear Panel	6 1/2						
		Deck	6 1/2						
		Deck	6 1/2						
		Door	6 1/2	72-8104	82-8148				
		Door	6 1/2	72-8104	82-8148				
		Door	6 1/2	72-8104	82-8148				
		Door	6 1/2	72-8104	82-8148				
		Door	6 1/2						
3/4		Door	6 1/2			Door	3/4		8" Sub
		Door	6 1/2						
		Door	6 1/2						
		Door	6 1/2						
		Door	6 1/2						
		Door	6 1/2						
		Deck	6 1/2						
		Deck	4						
		Deck	5 1/4						
		Rear Panel	6 1/2						
3 1/2		Door	6 1/2						
		Door/Panel	5 x 7						
		Door/Panel	6 1/2						
		Deck	6 1/2						
		Deck	6 1/2						
4		Deck	5 1/4						
		Rear Panel	5 1/4						
		Rear Panel	5 1/4						
		Door	6 1/2						
		Door	6 1/2						
		Door	6 1/2						
		Rear Panel	6 1/2						
		Door	6 1/2						
		Deck	6 x 9	72-7300	82-8152				



SPEAKER APPLICATIONS

MAKE/MODEL	TRIM QUALIFIER	BODY STYLE*	YEAR	FRONT LOCATION #1	FRONT SIZE #1	SPEAKER HARNESS	SPEAKER ADAPTER	FRONT LOCATION #2
VOLKSWAGEN								
Arteon			2019 2019					
Atlas			2018 2018					
Beetle			2012 2018	Door	6 1/2			
Beetle			1998 2010	Door	6 1/2		82-7803	
Cabrio			1995 2002	Door	6 1/2			
Cabriolet			1985 1993	Door	4 x 6	72-9300		
CC			2009 2017	Door	6 1/2			
Corrado			1990 1993	Door	5 1/4	72-9300		Dash
Dasher			1976 1981		4 x 6	72-9300		
EOS			2007 2016	Door	6 1/2			
Euro Van			2002 2003	Door	6 1/2			
Euro Van			1993 1999	Door	5 1/4	72-9300		Dash
Euro Van			1992 1992					
Fox			1987 1993	Door	6 1/2	72-9300		Dash
Golf Series			2015 2018					
Golf Series			2012 2014	Door	6 1/2		82-7803	
Golf			1999 2011	Door	6 1/2		82-7803	
Golf			1994 1998	Door	6 1/2	72-9300	82-7803	Dash
Golf			1985 1993	Door	6 1/2	72-9300		Dash
GTI			1998 2014	Door	6 1/2		82-7803	
GTI			1995 1997	Door	6 1/2	72-9300	82-7803	Dash
GTI			1986 1994	Door	6 1/2			Dash
GTI			1985 1985	Door	6 1/2	72-9300		Dash
Jetta			2019 2019					
Jetta			2016 2018					
Jetta			2003 2015	Door	6 1/2		82-7803	A-Pillar
Jetta	w/ DDIN radio		2002 2002	Door	6 1/2		82-7803	A-Pillar
Jetta	w/ SDIN radio		2002 2002	Door	6 1/2		82-7803	Dash
Jetta			1993 2001	Door	6 1/2	72-9300	82-7803	Dash
Jetta			1980 1992	Dash	4			
Jetta GLI			2016 2018					
Jetta GLI			2006 2015	Door	6 1/2			
Jetta Sportwagen			2010 2014	Door	6 1/2			
Passat			2016 2018					
Passat			2006 2015	Door	6 1/2		82-7803	A-Pillar
Passat			1998 2005	Door	6 1/2		82-7803	
Passat			1990 1997	Dash	4	72-9300		
Phaeton			2005 2006					
Quantum			1982 1988		4 x 6	72-9300		
R32			2007 2008	Door	6 1/2			
Rabbit			2007 2009	Door	6 1/2			
Rabbit			1980 1984		3 1/2	72-9300		
Routan			2009 2013	Door	6 x 9			Dash
Scirocco			1986 1987	Door	4 x 6	72-9300		
Scirocco			1981 1985		4 x 6	72-9300		
Tiguan			2016 2017					
Tiguan			2009 2015					
Touareg			2011 2015					
Touareg 2			2004 2010	Door	6 1/2			Door
Vanagon			1986 1992	Door	4	72-9300		
Vanagon			1980 1985	Door	4	72-9300		
VOLVO								
960			1992 1997	Door	6 1/2			
940			1991 1995	Door	6 1/2			
850			1993 1997	Door	5 1/4			
780			1986 1990	Door	4			

* For cars, default is Sedan or Coupe if cell is blank



SPEAKER APPLICATIONS

FRONT SIZE #2	SPEAKER HARNESS	REAR LOCATION #1	REAR SIZE #1	SPEAKER HARNESS	SPEAKER ADAPTER	REAR LOCATION #2	REAR SIZE #2	SPEAKER HARNESS	OTHER SPEAKER
						Rear Panel	6 1/2		
						Rear Panel	6 1/2		
						Rear Panel	6 1/2		
						Rear Panel	3 1/2		
		Door	6 1/2						
3 1/2						Rear Panel	4 x 6		
			4 x 6						
		Door	6 1/2						
4						Deck	6 1/2		
3 1/2						Deck	6 1/2		
		Door	6 1/2						
		Door	6 1/2						
4		Door	6 1/2			Rear Panel	4 x 6		
3 1/2						Rear Panel	5 x 7		
		Door	6 1/2						
4						Rear Panel	4 x 6		
3 1/2									
3 1/2									
1		Door	6 1/2			Door	1		
1		Door	6 1/2			Door	1		
4		Door	6 1/2			Deck	6 1/2		
4		Door	6 1/2			Deck	6 1/2		
		Door	4			Deck	4		
		Door	6 1/2						
		Door	6 1/2						
1		Door	6 1/2			Door	1		
		Door	6 1/2						
		Door	4 x 6			Deck	4		
			4 x 6						
		Door	6 1/2						
		Door	6 1/2						
5 1/4		Side Panel	6 x 9						
						Rear Panel	4 x 6		
			4 x 6						
1		Door	6 1/2			Door	1		
		Rear Panel	6 x 9						
		Rear Panel	5 1/4						
		Door	6 x 9 inch						
		Door	6 x 9 inch						
		Door	5 1/4						
		Door	4						



SPEAKER APPLICATIONS

MAKE/MODEL	TRIM QUALIFIER	BODY STYLE*	YEAR	FRONT LOCATION #1	FRONT SIZE #1	SPEAKER HARNESS	SPEAKER ADAPTER	FRONT LOCATION #2
VOLVO								
760			1982 1990	Door	4			
740			1984 1992	Door	4			
240			1990 1993	Door	4	72-9302		
240			1986 1989	Door	4	72-9302		
240			1975 1985	Door	4	72-9302		
C70			2006 2013	Door	6 1/2			Door
C70			1998 2004	Door	6 1/2			
C30			2009 2013					
S90			2017 2017					
S90			1998 1998	Door	6 1/2			
S80			2012 2016					
S80			2007 2011	Door	6 1/2			A-Pillar
S80			1999 2006	Door	5 1/4			
S70			1998 2000	Door	6 1/2			
S60			2011 2016					
S60			2005 2009	Door	6 1/2			Dash
S60			2001 2004	Door	5 1/4			
S40			2004.5 2011	Door	6 1/2			
S40			2000 2004.5	Door	5 1/4			Dash
V90			1998 1998	Door	6 1/2			
V70			2008 2011					
V70 / V70 Cross Country / V70 XC			1998 2007	Door	6 1/2			
V60 / V60 Cross Country			2015 2017					
V50			2005 2011	Door	6 1/2			A-Pillar
V40			2000 2004	Door	5 1/4			
XC 90			2016 2019					
XC 90			2003 2014	Door	6 1/2			
XC70			2012 2016					
XC70			2008 2011					
XC70 a.k.a. Cross Country			2003 2007	Door	6 1/2			
XC60			2010 2017					
XC40			2019 2019					
YUGO								
GV/GVX			1986 1990	Door	5 1/4			

SPEAKER APPLICATIONS

FRONT SIZE #2	SPEAKER HARNESS	REAR LOCATION #1	REAR SIZE #1	SPEAKER HARNESS	SPEAKER ADAPTER	REAR LOCATION #2	REAR SIZE #2	SPEAKER HARNESS	OTHER SPEAKER
		Door	4						
		Door	4			Deck	5 1/4		
		Door	4			Deck	4		
		Side Panel	4						
		Door	4						
1		Door	6 1/2						
		Door	5 1/4						
		Door	5 1/4			Deck	6 x 9		
1		Door	6 1/2			Door	1		3" Center
		Door	6 1/2						
		Door	5 1/4			Deck	6 x 9		
3 1/2		Door	6 1/2						
						Deck	6 1/2		
		Door	6 1/2						
3 1/2						Deck	6 1/2		
		Door	5 1/4			Deck	6 x 9		
		Door	5 1/4			Deck	6 x 9		
1		Door	6 1/2			Door	1		
		Door	6 1/2						
		Door	6 1/2			Rear Pillar	4		
		Door	5 1/4			Deck	6 x 9		
		Deck	4 x 6						

PRODUCT LOCATOR

PART NUMBER	MAKE	DESCRIPTION	PAGE
TURBO KITS			
86-3528	General Motors	GTO Radio Removal Tool	41
86-5618	Ford	Ford Radio Removal Tool	12
86-9001	VW	Volkswagen/Audi/Mercedes 1998-2006 Radio Removal Tool	103
87-09-4012	General Motors	Metal Basket	42
87-09-4544	General Motors	Plastic Housing	42
87-99-3052	General Motors	Chevrolet Truck 1973-1987	36
88-00-2020	General Motors	Buick Regal 1988-1994 Cassette Pocket	28
88-00-3301	General Motors	Chevrolet General MotorsC Full Size Truck Pocket 1988-1994	30
88-00-3302	General Motors	General Motors Truck & SUV 1995-2001 Replacement Pocket	37
88-00-7422	Nissan	Nissan Maxima/Sentra Turbo Pocket	86
88-00-8000	Toyota	Toyota 1981-2002 Pocket	89
88-00-9000	Ford	Ford/Mazda/Nissan/Toyota/Volvo Under Radio Multi-Pocket	110
88-00-9008	VW	Volkswagen 2001-2003 Pocket	103
89-30-3310	General Motors	Pontiac Sunbird 1989-1994 Custom Trimplate	39
89-50-0900	Universal	Universal Trim Rings	110
89-9400	Land Rover	Land Rover Discovery 1994-2004	109
89-99-4002	General Motors	General Motors Component Parts	42
95-1003	Hyundai/Kia	Kia Sephia 95-03/Sportage 95-03/Rio 01/Spectra 00-01	53
95-1005	Hyundai/ Kia	Kia Sedona 02-05/Kia Spectra 02-04/Rio 02-05/Sorento LX(exc.sport packages) 03-05	53
95-1006	Hyundai/ Kia	KIA Sorento EX 2003-2006/KIA Sorento LX Sport 2003-2006	53
95-2001	General Motors	GM Multi Kit 94-08 (oversize GM radio)/Buick/Cadillac/Chevrolet/GMC/Oldsmobile/Pontiac/Isuzu	27
95-2004	Cadillac	Cadillac DeVille (column shift only) 96-99/Catera 97-01	27
95-2005B	Cadillac	Cadillac Eldorado 96-02/Seville 96-05/DeVille 00-05/DeVille Concours (console shift only) 96-99	27
95-2009	General Motors	General Motors Suzuki 1990-UP Multi-Kit	28
95-3003G	General Motors	General Motors Truck / SUV 1995-2002	38
95-3016G	General Motors	Chevrolet Colorado/General MotorsC Canyon 2015-UP	33
MOBU-95-3016	General Motors	Chevrolet Colorado/GMC Canyon 2015-UP	33
RTX-95-3016	General Motors	Chevrolet Colorado/GMC Canyon 2015-UP	33
MOBU-99-3016	General Motors	Chevrolet Colorado/GMC Canyon 2015-UP	33
RTX-99-3016	General Motors	Chevrolet Colorado/GMC Canyon 2015-UP	33
95-3017B	General Motors	Chevrolet Trax 2015-UP	33
95-3019B	General Motors	Chevrolet Malibu 2016-UP	34
95-3020HG	General Motors	Chevrolet Cruze 2016-UP	34
95-3020B	General Motors	Chevrolet Cruze 2016-UP	34
99-3020B	General Motors	Chevrolet Cruze 2016-UP	34
DP-3021B	General Motors	Chevrolet Corvette 1997-2004	34
95-3022B	General Motors	Chevrolet Equinox 2018	34
95-3023HG	General Motors	Chevrolet Trax 2017-UP	34
95-3027	General Motors	General Motors Small Trucks/SUV's 1998-2002	35
95-3105	General Motors	Saturn (All Models) 96-99	36
95-3107G	General Motors	Saturn Astra 2008-2009	36
95-3107S	General Motors	Saturn Astra 2008-2009	37
95-3302	General Motors	Cobalt 05-08/Equinox 05-06/HHR 06-08/Malibu 04-08/Pontiac G5 07-08/Solstice 06-08/Torrent 06	37
95-3302S	General Motors	Cobalt 05-08/Equinox 05-06/HHR 06-08/Malibu 04-08/Pontiac G5 07-08/Solstice 06-08/Torrent 06	37
DP-3002B	General Motors	General Motors Trucks 1999-2002	30
95-3303B	General Motors	Chevrolet Malibu/Chevrolet Cobalt/Pontiac G6 2004-2008	38
95-3304	General Motors	Corvette/Uplander/Pontiac Montana SV6/Saturn Relay/Buick Terazza/Hummer H3 05-UP	38
95-3305	General Motors	General Motors 2006-UP Multi-Kit	38
95-3306	General Motors/Pontiac	Chevrolet Aveo 2007-2011/Pontiac G3	39
95-3310B	General Motors	Chevrolet Traverse / General MotorsC Acadia / Buick Enclave 2013-UP	39
95-3312G	General Motors	Pontiac Firebird 1993-2002	40
95-3314G	General Motors	Chevrolet Malibu with Manual Climate Controls 2013-2015	40
95-3318B	General Motors	Chevrolet Malibu 2013-2015	40
95-3527	General Motors	Pontiac Grand Prix 2004-2008	41
95-3528G	General Motors	Pontiac GTO 2004-2006	41
95-5000B	Ford/Lincoln/Mercury	Thunderbird 02-05/Lincoln LS 99-06	12
95-5000S	Ford/Lincoln/Mercury	Thunderbird 02-05/Lincoln LS 99-06	12

PRODUCT LOCATOR

PART NUMBER	MAKE	DESCRIPTION	PAGE
TURBO KITS			
95-5025	Ford	Mustang 87-93	12
95-5026	Ford/Lincoln/Mercury	Mustang 01-04/Explorer 02-05/Expedition 03-06/Aviator 02-05/Navigator 03-06/Mountaineer 02-05	12
95-5028	Ford	Ford Expedition Navigator w/ factory NAV 2003-2006 / Lincoln Navigator w/ factory NAV 2003-2006	12
95-5806	Mercury	Mercury Cougar 99-02/Ford Focus 00-04	15
95-5809	Lincoln	Continental 1998-2002	16
95-5810	Ford	Lincoln Town Car 2003-UP	16
95-5812	Ford/Lincoln/Mercury	Ford/Lincoln/Mercury 04-UP	16
95-5817	Ford/Lincoln/Mercury	Ford/Lincoln/Mercury/Mazda Multi Kit 1995-UP	17
95-5818	Ford/Lincoln	Ford/Lincoln Multi Kit/F-150/Expedition/Navigator/Blackwood 97-03	17
95-5819	Ford	Ford F-150 09-UP (base model only)	17
95-5820B	Ford	Ford F-150 09-UP (excluding base model)	17
95-5820CB	Ford	Ford F-150 2011-2012	17
95-5820DW	Ford	Ford F-150 2011-2012	18
95-5820HG	Ford	Ford F-150 Select Models 2009-UP	18
95-5820SS	Ford	Ford F-150 2011-2012	18
95-5822B	Ford	Ford F-150 2009-UP (matte black)	19
95-5822MM	Ford	Ford F-150 Lariat 2009-UP (Milano Maple)	19
95-5822CM	Ford	Ford F-150 2009-UP King Ranch (Curly Maple)	19
95-5822AS	Ford	Ford F-150 2009-UP Platinum (Ash Satin)	19
95-5850B	Ford	F-250 XL models not equipped with CD player 2017-UP	26
95-6506B	Chrysler	Chrysler Pacifica 2004-2008	1
95-6511	Chrysler	Chrysler/Dodge/Jeep 2007 and Up	2
95-6513B	Chrysler	Jeep Grand Cherokee 2011	2
95-6517HG	Dodge	Dodge Dart without factory 8.4" screen 2013-UP	3
95-6518B	Ram	RAM 1500/2500/3500 without factory 8.4" screen 2013-UP	3
95-6521B	Fiat	Fiat 500L 2014-UP	4
MOBU-95-6522	Dodge	Dodge Ram 1500 2002-2005/Dodge Ram 2500/2500 2003-2005	4
RTX-95-6522	Dodge	Dodge Ram 1500 2002-2005/Dodge Ram 2500/2500 2003-2005	4
95-6522B	Dodge	Dodge Ram 1500/2500/3500 2003-2005/ 1500 2002	4
95-6523	Ram	Ram Promaster 2014-UP	5
95-6524B	Jeep	Jeep Liberty 2002-2007	5
95-6528B	Dodge	Dodge Ram 2006-2008, 2500/3500 2006-2009, 2500/3500 Chassis Cab 2006-2010	6
MOBU-95-6524	Jeep	Jeep Liberty 2002-2007	5
RTX-95-6524	Jeep	Jeep Liberty 2002-2007	5
MOBU-95-6528	Ram	Ram 1500 2006-2008/Ram 2500/3500 2006-2009/Ram 2500/3500 Chassis Cab 2006-2010	6
RTX-95-6528	Ram	Ram 1500 2006-2008/Ram 2500/3500 2006-2009/Ram 2500/3500 Chassis Cab 2006-2010	6
95-6531HG	Ram	Ram Promaster City 2015-UP	6
95-6532B	Jeep	Jeep Renegade 2015-UP	7
MOBU-99-6532	Jeep	Jeep Renegade 2015-UP	7
RTX-99-6532	Jeep	Jeep Renegade 2015-UP	7
95-6535B	Fiat	Fiat 500X 2016-UP	7
95-6533B	Chrysler/ Dodge/Jeep	Chrysler PT Cruiser 2006-2010/ Dodge Durango 2004-2007/ Jeep Grand Cherokee 2005-2007	7
95-6534B	Dodge/Jeep	Jeep Patriot 2007-2008/ Jeep Compass 2007-2008/ Dodge Caliber 2007-2008 (Without factory NAV)	7
95-6539B	Dodge/Chrysler	Dodge Caravan/Chrysler Town & Country 2001-2007	8
95-6541	Jeep	Jeep Wrangler 2003-2006	8
95-6542B	Dodge	Dodge Durango 1998-2000/Dodge Dakota 1997-2000	8
95-7015CHG	Mitsubishi	Mitsubishi Outlander 2014-UP	73
95-7016GHG	Mitsubishi	Mirage without OE NAV 2014-2017/Mirage G4 without OE NAV 2017	73
95-7017B	Mitsubishi	Mitsubishi Lancer 2002-2007	74
95-7018B	Mitsubishi	Mitsubishi Outlander Sport 2014-UP (Black)	74
95-7018CHG	Mitsubishi	Mitsubishi Outlander Sport 2014-UP (Charcoal High Gloss)	74
95-7309	Hyundai/Kia	Hyundai Elantra 96-00/ Sonata 95-01/ Tiburon 97-02/ Santa Fe 01-06	54
95-7313	Hyundai/Kia	Hyundai Elantra 01-06/ Sonata 02-05/ Tiburon 03-08/ Kia Optima 01-06	55
95-7315	Hyundai/Kia	Hyundai Tucson 05-09	55
95-7318	Hyundai/Kia	Kia Spectra 05-06	56
95-7320	Hyundai/Kia	Hyundai Sonata 2006-2008	56
95-7321	Hyundai/Kia	Kia Rio/Hyundai Accent 2006-2011	56



PRODUCT LOCATOR

PART NUMBER	MAKE	DESCRIPTION	PAGE
TURBO KITS			
95-7322	Hyundai	Hyundai Azera 2006-2011	56
95-7323	Hyundai	Hyundai Entourage 2006-UP KIA Sedona 2006-UP	57
95-7324	Kia	KIA Optima 2006-2008	56
95-7326	Hyundai	Hyundai Elantra 2007-2008	57
95-7328	Kia	KIA Sorento 2007-2009	57
95-7329	Kia	KIA Rondo 2007-2008	57
95-7330	Kia	KIA Spectra 2008	58
95-7331	Kia	KIA Amanti 2007-2008	58
95-7332	Hyundai	Hyundai Elantra 2007-2008 (for factory radio delete option)	58
95-7333	Hyundai	Hyundai Sonata 2009	58
95-7336S	Hyundai	Hyundai Genesis Coupe 2010-UP	59
95-7337B	Kia	Kia Soul 2010-UP	59
95-7339B	Hyundai	Hyundai Genesis Coupe 2010-UP	59
95-7339S	Hyundai	Hyundai Genesis Coupe 2010-UP	60
95-7340B	Kia	Kia Sorento 2011-UP	60
95-7344CH	Kia	Kia Sportage 2011-UP	60
95-7344G	Kia	Kia Sportage 2011-UP	60
95-7345B	Kia	Kia Optima 2011-UP	61
95-7349B	Kia	Kia Soul 2012-UP	61
95-7350B	Hyundai	Hyundai Veloster 2012-UP	62
95-7352B	Hyundai	Hyundai Genesis Coupe 2013-UP	62
95-7353CH	Kia	Kia Rio 2012-UP	62
95-7354B	Hyundai	Hyundai Santa Fe 2013-UP	62
95-7355B	Kia	Kia Sorento 2014-UP	63
95-7356B	Kia	Kia Forte 2014-UP	63
95-7357HG	Hyundai	Hyundai Elantra GT 2013-UP	63
95-7359B	Kia	Kia Optima 2014-UP	63
95-7360B	Kia	Kia Soul 2014-UP	64
95-7361S	Hyundai	Hyundai Santa Fe With Factory NAV 2010-2012	64
95-7362B	Hyundai	Hyundai Elantra 2014-UP	64
DP-7363B	Hyundai	Hyundai Sonata 2015-UP	64
95-7364B	Hyundai	Hyundai Tucson 2014-UP	64
95-7365B	Hyundai	Kia Sedona 2015-UP	64
95-7366B	Kia	Kia Sorento 2016-UP	65
95-7369B	Hyundai	Hyundai Tucson 2016-UP	66
95-7376B	Hyundai	Hyundai Elantra 2017-UP	66
95-7377B	Kia	Kia Optima 2016-UP	66
95-7378B	Kia	Kia Sportage LX with 5" screen 2017-UP	66
95-7404S	Nissan	Nissan Maxima 04-06	76
95-7406	Nissan	Nissan Titan & Armada 04-06 (without dual zone climate controls)	76
MOBU-95-7406	Nissan	Nissan Titan/Armada 2004-2007	77
RTX-95-7406	Nissan	Nissan Titan/Armada 2004-2007	77
95-7416G	Nissan	Nissan Maxima 00-03 (Equipped with Bose or Comfort and Convenience packages)	78
95-7417	Nissan	Nissan 1993-2004 Multi-Kit	78
95-7418	Nissan	Nissan Altima 2002-2004	78
95-7419	Nissan	Nissan Altima 2005-2006	78
95-7424	Nissan	Nissan Titan 2008-UP	74
MOBU-95-7424	Nissan	Nissan Titan 2008-2012	79
RTX-95-7424	Nissan	Nissan Titan 2008-2012	79
95-7425	Nissan	Nissan Rogue 2008	79
95-7427G	Nissan	Nissan Maxima 2009-UP	80
95-7502B	Mazda	Mazda MPV 2000-2006	68
95-7504	Mazda	Mazda 3 2004-2008	68
95-7510	Mazda	Mazda RX8 2004-2008	69
95-7510HG	Mazda	Mazda RX8 2004-2008	69
95-7521B	Mazda	Mazda 5 2012-UP	70
95-7522B	Mazda	Mazda CX5 2013-UP	70

PRODUCT LOCATOR

PART NUMBER	MAKE	DESCRIPTION	PAGE
TURBO KITS			
95-7603	Nissan	Nissan Multi 2007-UP	81
95-7617CHG	Nissan	Nissan Altima 2013-UP	83
95-7618G	Nissan	Nissan Sentra 2013-UP	83
95-7619	Nissan	Nissan Titan / Frontier / Xterra with 4.3" color display 2013-UP	83
95-7621	Nissan	Nissan Versa / Note 2014-UP	84
95-7622HG	Nissan	Nissan Rogue 2014-UP	84
95-7623	Nissan	Nissan NV200 2013-UP	84
95-7624	Nissan	Nissan Multi-Kit 2007-UP	84
95-7631B	Nissan	Nissan Titan 2017-UP/Titan XD 2016-UP	85
99-7631B	Nissan	Nissan Titan 2017-UP/Titan XD 2016-UP	85
99-7633	Nissan	Nissan Maxima (with factory navigation or tech package) 2009-2014	85
95-7801	Honda	Honda/Acura 1990-2004 Multi-Kit	44
95-7802CH	Honda	Honda CRV 2012-UP	44
95-7805B	Honda	Honda Acura TSX 2009-2013	44
95-7807	Honda	Honda Accord / Crosstour with NAV 2008-2012	44
95-7807T	Honda	Honda Accord / Crosstour with NAV 2008-2012	45
95-7810B	Honda	Honda HRV 2015-UP	45
95-7811B	Honda	Honda Pilot 2016-UP (Black)	46
95-7811HG	Honda	Honda Pilot 2016-UP (High Gloss)	46
95-7812B	Honda	Honda Civic LX 2016-UP	46
95-7815B	Acura	Acura TL 2004-2008	46
95-7817HG	Honda	Honda CRV 2017-UP	47
95-7861	Honda	Honda Pilot 2003-2008	47
95-7862	Honda	Honda Accord 2003-2007	47
95-7863	Honda	Honda Element 2003-2011	48
95-7866B	Honda	Acura MDX 00-06	48
95-7867	Honda	Acura RSX Type-S 2002-2006	48
95-7868B	Honda	Acura CL 01-03/TL 99-03	48
95-7870G	Honda	Honda Ridgeline 2005-UP	49
95-7870T	Honda	Honda Ridgeline 2005-UP	49
95-7877B	Honda	Honda Fit 2009-2014	50
95-7877S	Honda	Honda Fit 2009-2014	50
95-7879	Honda	Honda Cruze 2011-UP	50
95-7881G	Honda	Honda Civic 2012-2012	51
95-7882B	Honda	Honda Civic 2013-UP	51
95-7883HG	Honda	Honda Fit 2015-UP	51
95-7895	Honda	Honda Accord with pocket 98-02	52
95-7899	Honda	Honda Civic 2001-2005 (Excludes Si & 2005 SE Models)	53
95-7951	Suzuki	Suzuki Verona & Forenza 04-08 Chevrolet Aveo 04-06 Aveo Hatchback 07-08	86
95-7953	Suzuki	Suzuki Grand Vitara 2006-2008	86
95-7955	Suzuki	Suzuki Kizashi 2010-2013	87
95-7953T	Suzuki	Suzuki Grand Vitara 2006-2008	87
95-8150	Lexus	Lexus ES Series 1992-1996	101
95-8152	Lexus	Lexus GS Series 1998-2003	101
95-8153	Lexus	Lexus LS Series 1995-2000	101
95-8154	Lexus	Lexus GS Series 1993-1997	101
95-8155	Lexus	Lexus ES Series 1997-2003	101
95-8156	Lexus	Lexus LS Series 1990-1994	102
95-8157B	Lexus	Lexus SC Series 92-00	102
95-8160G	Lexus	Lexus LS430 without factory NAV 2001-2006	102
95-8202	Toyota	Toyota/Scion 2000-UP Multi-Kit	90
95-8204	Toyota	Toyota Corolla 2003-2008	90
95-8208	Toyota	Toyota Sienna 2004-2010	90
95-8210	Toyota	Toyota 4Runner (Limited Radios) 2003-2009	91
95-8211	Toyota	Toyota Avalon 2000-2004	91
95-8212	Toyota	Toyota Solara 2004-2008	91
95-8215S	Toyota	TOYOTA Avalon 2005-2010	92

PRODUCT LOCATOR

PART NUMBER	MAKE	DESCRIPTION	PAGE
TURBO KITS			
95-8217	Toyota	Toyota RAV4 2006-2012	92
MOBU-99-8220	Toyota	Toyota Tundra 2007-2013/Sequoia 2008-UP	93
RTX-99-8220	Toyota	Toyota Tundra 2007-2013/Sequoia 2008-UP	93
95-8223	Toyota	Toyota Corolla 2009-2013	94
95-8214TB/TG	Toyota	Toyota Tacoma 2005-2011	92
95-8223S	Toyota	Toyota Corolla 2009-2013	94
95-8224	Toyota	Toyota Matrix 2009-2010 / Pontiac Vibe 2009-2010	94
95-8225G	Toyota	Toyota Venza 2009-UP	94
95-8226B	Toyota	Toyota Prius 2010-UP / Plug-In/PHV 2012-UP	94
95-8235CHG	Toyota	Toyota Tacoma 2012-UP	96
MOBU-95-8235	Toyota	Toyota Tacoma 2012-2015	96
95-8237S	Toyota	Toyota Matrix 2011-2012	96
95-8239B	Toyota	Toyota Prius C 2012-UP	96
95-8240B	Toyota	Toyota Prius 2004-2009	97
95-8242G	Toyota	Toyota RAV4 2013-UP	97
95-8243B	Toyota	Toyota Prius V 2012-UP	97
95-8244HG	Toyota	Toyota Avalon 2013-UP	97
95-8245CHG	Toyota	Toyota Corolla 2014-UP	98
95-8246HG	Toyota	Toyota Tundra 2014-UP	98
MOBU-95-8246	Toyota	Toyota Tundra 2014-UP	98
RTX-95-8246	Toyota	Toyota Tundra 2014-UP	98
95-8248B	Toyota	Toyota Highlander 2014-UP	98
95-8250B	Toyota	Toyota Sienna 2015-UP	99
MOBU-99-8251	Toyota	Toyota Tacoma 2016-UP	99
RTX-99-8251	Toyota	Toyota Tacoma 2016-UP	99
MOBU-99-8252	Toyota	Toyota Tundra 2014-UP	99
RTX-99-8252	Toyota	Toyota Tundra 2014-UP	99
95-8262HG	Toyota	Toyota Corolla 2017-UP	100
95-8264HG	Toyota	Toyota Prius 2016-UP	100
95-8717	Mercedes	Mercedes C-Class 2008-2011	108
95-8718	Mercedes	Mercedes E-Class 2003-UP	108
95-8720B	Smart	SMART Fortwo 2011-UP	109
95-8721B	Mercedes	Mercedes C-Class 2005-2007	108
95-8722B	Mercedes	Mercedes C-Class 2001-2004	109
95-8901	Subaru	Subaru Legacy/Outback 2005-2009	87
95-8902	Subaru	Subaru Impreza 2008-2011/WRX STI 2008-2012/WRX 2013-UP / Forester 2009-UP	87
95-8903B	Subaru	Subaru Legacy Outback 2010-UP	88
95-8903S	Subaru	Subaru Legacy Outback 2010-UP	88
95-8904B	Subaru	Subaru Legacy Outback 2010-UP (Radio mounts at an angle to look more like a factory install)	88
95-8905B	Subaru	Subaru Impreza 2012-UP	88
95-8906HG	Subaru	Subaru Legacy / Outback 2015-UP	88
95-8907HG	Subaru	Subaru Impreza XV Crosstrek 2015-UP	88
95-8908HG	Subaru	Subaru Impreza 2017-UP	89
95-9000	Universal	Universal DDIN housing	110
95-9009	VW	Volkswagen Touareg/Touareg 2 2004-2010	103
95-9011B	VW	Volkswagen Multi Kit 2005-UP	104
95-9012	VW	Volkswagen Golf 99-06/GTI/Jetta 99-05 (not new style)/Passat 00-05	104
95-9306B	BMW	BMW 3 Series 2006-2013 (Without NAV)/M3 2007-2013 (Without NAV)	106
95-9307B	BMW	BMW 5-Series 97-03	106
95-9308B	BMW	BMW X5 00-06	106
95-9310B	BMW	BMW 3-Series 1999-2005	106
95-9311B	BMW	BMW 3-Series 1999-2005	107
95-9312B	BMW	BMW 3-Series 1999-2006	107
95-9313B	BMW	BMW 3-Series 1999-2006	107
95-9604B	Porsche	Porsche Cayenne 2002-2006	104
98-5999	Ford	Ford Turbo Pocket	12
98-7499	Nissan	Nissan Turbo Pocket	86

PRODUCT LOCATOR

PART NUMBER	MAKE	DESCRIPTION	PAGE
TURBO KITS			
98-7599	Mazda	Mazda TurboPocket	72
98-8999	Mitsubishi	Mitsubishi/Subaru/Volkswagen Under-Radio Pocket	74
98-9306	BMW	BMW 3 Series (w/o NAV) 2006-UP	106
99-1003	Hyundai/ Kia	Kia Sephia 95-03/ Sportage 95-03/ Rio 2001/ Spectra 00-01	53
99-1005	Hyundai/ Kia	Kia Sedona 02-05/ Kia Spectra 02-04	53
99-1006	Hyundai/ Kia	Kia Sedona EX 2004-2006 /LX W/Sport Package 2004-2006	54
99-1007	Hyundai/ Kia	Kia Rio 2002-2005	54
99-1008	Hyundai/ Kia	Kia Sorrento LX 2003-2006/ Kia Spectra 2004-2006	54
99-2001	General Motors	Buick/Cadillac/Chevrolet/Oldsmobile/Pontiac/Isuzu 94-08 Multi-Kit (Oversize General Motors Radio)	27
99-2002	General Motors	Cadillac Eldorado Seville (console shift only) 1992-1995	27
99-2003	General Motors	General Motors Multi-Kit 1990-2012	27
99-2004	General Motors	Cadillac DeVille (column shift only) 1996-1999/ Cadillac Catera 1997-2001	27
99-2005	General Motors	Cadillac Eldorado 96-02/Seville 96-05/DeVille 00-05/DeVille Concours (console shift only) 96-99	27
99-2006	General Motors	Cadillac CTS 2003-2007 & SRX 2004-2006	27
99-2006G	General Motors	Cadillac CTS 2003-2007 & SRX 2004-2006	28
99-2007	General Motors	Cadillac Escalade (Including ESV & EXT) 2007-UP	28
99-2008	General Motors	Cadillac DTS 2006-2008 & SRX 2006-UP	28
99-2009	General Motors	General Motors Suzuki 1990-UP Multi-Kit	28
99-2010	Cadillac	Cadillac STS 2005-UP	28
99-2011	General Motors	General Motors Multi-Kit 1990-UP	28
99-2011	Suzuki	Suzuki Multi 1990-UP	86
99-2020	General Motors	Buick Regal 1988-1994	28
99-2021	General Motors	Buick Lacrosse 05-09	29
99-2022B	General Motors	Buick Regal 2011-UP	29
99-2022BR	General Motors	Buick Regal 2011-UP	29
99-2023B	General Motors	Buick Regal Kit 2011-UP	29
99-2023BR	General Motors	Buick Regal Kit 2011-UP	29
95-3000	General Motors	GM Trucks & SUVs 1988-1994	29
99-3000	General Motors	Chevrolet General MotorsC Full Size Truck 1988-1994	29
99-3000R	General Motors	Chevrolet General MotorsC Full Size Truck 1988-1994 (Red)	30
99-3000B	General Motors	Chevrolet General MotorsC Full Size Truck 1988-1994 (Blue)	29
99-3000G	General Motors	Chevrolet General MotorsC Full Size Truck 1988-1994 (Grey)	29
99-3000BG	General Motors	Chevrolet General MotorsC Full Size Truck 1988-1994 (Beige)	30
99-3000BR	General Motors	Chevrolet General MotorsC Full Size Truck 1988-1994 (Brown)	30
99-3001	General Motors	Chevrolet General MotorsC Full Size Truck 1988-1994	30
99-3002	General Motors	Cadillac Chevrolet General MotorsC Truck 1995-2005 Multi-Kit	30
MOBU-DP-3002	General Motors	GM Trucks 1999-2002	30
RTX-DP-3002	General Motors	GM Trucks 1999-2002	30
DP-3002B	General Motors	General Motors Trucks/SUV 1995-2002	31
DP-3003	General Motors	General Motors Trucks 1999-2002	31
99-3009	General Motors	Chevrolet Camaro 1993-1996 & Pontiac Firebird 1993-2002	31
99-3010S	General Motors	Chevrolet Camaro 2010-UP	31
99-3010S-LC	General Motors	Chevrolet Camaro 2010-UP	31
99-3011S	General Motors	Chevrolet Cruze 2011-UP	32
99-3012G	General Motors	Chevrolet Sonic 2012-UP	32
99-3012G-LC	General Motors	Chevrolet Sonic 2012-UP	32
99-3014G	General Motors	Chevy Silverado / General MotorsC Sierra 2014	32
MOBU-99-3014	General Motors	Chevrolet Silverado/GMC Sierra 1500 2014-UP/Chevrolet Silverado/GMC Sierra 2500/3500 2015-UP	32
RTX-99-3014	General Motors	Chevrolet Silverado/GMC Sierra 1500 2014-UP/Chevrolet Silverado/GMC Sierra 2500/3500 2015-UP	32
99-3015G	General Motors	Chevrolet / General MotorsC Tahoe / Suburban / Yukon 2015-UP	32
MOBU-99-3015	General Motors	Chevrolet Tahoe/Suburban/GMC Yukon 2016-UP	32
RTX-99-3015	General Motors	Chevrolet Tahoe/Suburban/GMC Yukon 2016-UP	32
99-3016G	General Motors	Chevrolet Colorado General Motors Canyon 2015-UP	33
MOBU-99-3016	General Motors	Chevrolet Colorado General Motors Canyon 2015-UP	33
RTX-99-3016	General Motors	Chevrolet Colorado General Motors Canyon 2015-UP	33
99-3017B	General Motors	Chevrolet Trax 2015-UP	33
99-3018HG	General Motors	Cadillac CTS 2008-2015	33

PRODUCT LOCATOR

PART NUMBER	MAKE	DESCRIPTION	PAGE
TURBO KITS			
99-3018S	General Motors	Cadillac CTS 2008-2015	33
99-3019B	General Motors	Chevrolet Malibu 2016-UP	34
99-3020B	General Motors	Chevrolet Cruze 2016-UP	34
99-3020HG	General Motors	Chevrolet Cruze 2016-UP	34
DP-3021B	General Motors	Chevrolet Corvette 1997-2004	34
99-3022B	General Motors	Chevrolet Equinox 2018	34
99-3023HG	General Motors	Chevrolet Trax 2017-UP	35
99-3024B	General Motors	Chevrolet Impala 2014-UP	35
99-3026B	General Motors	Cadillac XLR 2004-2009	35
99-3033	General Motors	Chevrolet Impala Caprice 1985-1990	35
99-3042	General Motors	Chevrolet S10 & S15 Pickup 86-93/Blazer General MotorsC Jimmy 86-94/Camaro 82-92	35
99-3042	General Motors	Saturn 91-94/Pontiac Firebird 82-92	35
99-3043	General Motors	Chevrolet S10 & T10 Pickup/ General MotorsC Sonoma 94-97/ Blazer Jimmy 95-97	36
99-3043	General Motors	Isuzu Hombre 96-97/ Olds Bravada 96-97	36
99-3043G	General Motors	Chevrolet S10 & T10 Pickup/ General MotorsC Sonoma 94-97/ Blazer Jimmy 95-97	36
99-3043G	General Motors	Isuzu Hombre 96-97/ Olds Bravada 96-97	36
99-3045	General Motors	General Motors Chevy S-10 Pickup & Blazer 1994-1997	36
99-3051	General Motors	Chevrolet Corvette 1990-1996	36
99-3100	General Motors	Saturn (All Models) 1995-1999	36
99-3105	General Motors	Saturn 1985-1999	36
99-3107G	General Motors	Saturn Astra 2008-2009	37
99-3107S	General Motors	Saturn Astra 2008-2009	37
99-3108	General Motors	Saturn Multikit 2000-2005	37
99-3300	General Motors	Chevrolet/Oldsmobile/Pontiac 1994-2004 Multi-Kit	37
99-3301	General Motors	General Motors 1995-2006 Multi-Kit	37
99-3302	General Motors	Chevrolet Cobalt 05-10/Equinox 05-06/HHR 06-UP/Malibu 04-UP/Pontiac G5 07-08	38
99-3302	General Motors	Solstice 06-08/Torrent 06/ Saturn Aura 07-08/ Ion 06-07/ Vue 06-07/ Sky 06-08	38
99-3302S	General Motors	Chevrolet Cobalt 05-10/Equinox 05-06/HHR 06-UP/Malibu 04-UP/Pontiac G5 07-08	38
99-3302S	General Motor	Solstice 06-08/Torrent 06/ Saturn Aura 07-08/ Ion 06-07/ Vue 06-07/ Sky 06-08	38
99-3303B	General Motors	Chevrolet Malibu & Malibu Maxx 2004-2007/Cobalt 2005-2006/Pontiac G6 05-07	38
99-3304	General Motors	Chevrolet Corvette/ Uplander / Pontiac Montana SV6/ Saturn Relay	38
99-3304	General Motors	Buick Terazza/ Hummer H3 2005-UP	38
99-3305	General Motors	General Motors 2006-UP Multi-Kit	38
99-3306	General Motors	Chevrolet Aveo 2007-UP / Pontiac G3 2007-2008	39
99-3307G	General Motors	Chevrolet Equinox 2010-UP	39
99-3309B	General Motors	Chevrolet Spark 2013	39
99-3309B-LC	General Motors	Chevrolet Spark 2013-UP	39
99-3310B	General Motors	Chevrolet Traverse / General MotorsC Acadia / Buick Enclave 2013-UP	39
99-3311B	General Motors	Chevrolet Camaro 1997-2002	40
99-3314G	General Motors	Chevrolet Malibu with Manual Climate Controls 2013-2015	40
99-3320	General Motors	Pontiac Grand Am 96-00/Sunfire 95-99/Grand Prix 94-03/Bonneville 94-99 / Firebird/Trans Am 93-02	40
99-3400	General Motors	Chevrolet/ Geo/ Isuzu/ Honda 1985-1995 Multi-Kit	40
99-3410	General Motors	Chevrolet Tracker 98-04/Geo Metro/Suzuki Swift 93-94/Geo Tracker	40
99-3410	General Motors	Suzuki Sidekick 93-98/ Grand Vitara 92-02/XL7 01-02/Aerio 02/Esteeem 95-03	40
99-3411	General Motors	GEO METRO/SUZUKI SWIFT 95-01	40
99-3412	General Motors	Geo Prizm 1993-1997	41
99-3413	General Motors	Chevrolet Prizm/ Toyota Corolla 1998-2002	41
99-3527	General Motors	Pontiac Grand Prix 2004-2008	41
99-3528	General Motors	Pontiac GTO 2004-2006	41
99-3900	General Motors	Chevrolet/Oldsmobile/Pontiac 1994-2004 Multi-Kit	41
99-4000	General Motors	General Motors Buick/Cadillac/Chevrolet/General MotorsC/Oldsmobile/Pontiac	42
99-4000	General Motors	Saturn 82-05 Premium Multi-Kit w/ Pocket	42
99-4012	General Motors	General Motors Buick/Cadillac/Chevrolet/General MotorsC/Oldsmobile/Pontiac	42
99-4012	General Motors	Saturn 82-05 Premium Pullout Multi-Kit w/Flat 1/2" & 1" Extensions	42
99-4500	General Motors	General Motors Buick/Cadillac/Chevrolet/General MotorsC/Oldsmobile/Pontiac	42
99-4500	General Motors	Saturn 82-05 Multi-Kit 1/2" Extension	42
99-4544	General Motors	General Motors Buick/Cadillac/Chevrolet/General MotorsC/Oldsmobile/Pontiac	42

PRODUCT LOCATOR

PART NUMBER	MAKE	DESCRIPTION	PAGE
TURBO KITS			
99-4544	General Motors	Saturn 82-05 Premium Multi-Kit w/ EQ Option & Mounting Brackets	42
99-4545	General Motors	General Motors Buick/Cadillac/Chevrolet/General MotorsC/Oldsmobile/Pontiac	42
99-4545	General Motors	Saturn 82-05 Premium Multi-Kit w/ EQ Option	42
99-4644	General Motors	General Motors Buick/Cadillac/Chevrolet/General MotorsC/Oldsmobile/Pontiac	42
99-4644	General Motors	Saturn 82-05 Premium Multi-Kit w/ mounting brackets	42
99-4700	General Motors	General Motors Buick/Cadillac/Chevrolet/General MotorsC/Oldsmobile/Pontiac/Saturn 82-05 Multi-Kit	42
99-5000	Ford	Ford Thunderbird 2002-2005/Lincoln LS 1999-2006	11
99-5025	Ford	Ford Mustang 1987-1993	11
99-5026	Ford/Lincoln/Mercury	Mustang 01-04/Explorer 02-05/Expedition 03-05/Aviator 03-05 Navigator 03-06/Mountaineer 02-05	11
99-5027	Ford	Ford Multikit 1995-2011	12
99-5028	Ford	Ford Expedition Navigator w/ factory NAV 2003-2006 / Lincoln Navigator w/ factory NAV 2003-2006	12
99-5200	Mercury/Ford	Cougar 1999-2002/Focus 2000-2004	12
99-5510	Ford	Ford/Lincoln/Mercury 1982-2000 Multi-Kit	12
99-5512	Ford	Ford/Lincoln/Mercury/Mazda 1989-UP Snap-In Style Radio Replacement Multi-Kit	12
99-5556	Ford	Ford Probe 1988-1992	12
99-5600	Ford	Ford/Lincoln/Mercury/Mazda 1995-UP Multi-Kit	12
99-5700	Ford	Ford/Lincoln/Mercury/Jeep/Eagle/AMC/Mazda/Nissan 1975-2000 Multi-Kit	12
99-5715	Ford	Ford Taurus/ Mercury Sable 1996-1999 w/o Electronic Climate Controls	13
99-5715LD	Ford	Ford Taurus/ Mercury Sable 1996-1997 w/o Electronic Climate Controls	13
99-5715LDS	Ford	Ford Taurus/ Mercury Sable 1998-1999 w/o Electronic Climate Controls	13
99-5716/99-5717	Ford	Ford Taurus/ Mercury Sable 2000-2003 w/o Electronic Climate Controls	13
99-5718/99-5719	Ford	Ford Taurus 00-03	14
99-5720	Ford	Ford Escort/ Mercury Tracer ZX2 1997-2003	14
99-5722	Ford	Ford Taurus 2010-2012 (all NAV equipped models)	14
99-5800	Ford	Ford F150 Truck/Expedition 1997-1998	15
99-5801	Ford	Ford F150 Truck/Expedition 1997-1998 w/o Pocket	15
99-5802	Ford	Ford/Lincoln/Mercury/Mazda 1995-2008 Multi-Kit	15
99-5804	Ford	Ford/Lincoln/Mercury Truck 1995-2009 Multi-Kit	15
99-5806	Ford	Mercury Cougar 1999-2002 Ford Focus 2000-2004	15
99-5807	Ford	Ford Mercury 2004-2010	15
99-5808	Ford	Ford Mercury 2004-2007	15
99-5809	Ford	Lincoln Continental 1998-2002	16
99-5810	Ford	Lincoln Town Car 2003-UP	16
99-5812	Ford	Ford/Lincoln/Mercury 2004-UP	16
99-5813	Ford	Lincoln Navigator MKX & MKZ 2007-2010 / Zephyr 2006	16
99-5814	Ford	Ford Escape/Mercury Mariner/Mazda Tribute 2008-UP	16
99-5814S	Ford	Ford Escape/Mercury Mariner/Mazda Tribute 2008-UP	16
99-5816	Ford	Ford Focus 2008-2011	17
99-5819	Ford	Ford F-150 09-UP (base model only)	17
99-5820B	Ford	Ford F-150 09-UP (excluding base model)	17
99-5820CB	Ford	Ford F-150 2011-2012	17
99-5820DW	Ford	Ford F-150 2011-2012	18
99-5820HG	Ford	Ford F-150 Select Models 2009-UP	18
99-5820SS	Ford	Ford F-150 2011-2012	18
99-5821B	Ford	Ford Fusion/Mercury Milan 2010-UP (Matte Black)	18
99-5821S	Ford	Ford Fusion/Mercury Milan 2010-UP (Silver)	19
99-5821R	Ford	Ford Fusion/Mercury Milan 2010-UP (Red)	19
99-5821BL	Ford	Ford Fusion/Mercury Milan 2010-UP (Blue)	19
99-5822B	Ford	Ford F-150 2009-UP (matte black)	19
99-5822M	Ford	Ford F-150 Lariat 2009-UP (Milano Maple)	19
99-5822CM	Ford	Ford F-150 2009-UP King Ranch (Curly Maple)	19
99-5822AS	Ford	Ford F-150 2009-UP Platinum (Ash Satin)	20
MOBU-95-5822	Ford	Ford F-150 2009-2010	20
RTX-95-5822	Ford	Ford F-150 2009-2010	20
99-5824B	Ford	Ford Transit 2010-UP / 2005-UP International Multi-Kit	20
99-5824S	Ford	Ford Transit 2010-UP / 2005-UP International Multi-Kit	20
99-5824CH	Ford	Ford Transit 2010-UP / 2005-UP International Multi-Kit	20

PRODUCT LOCATOR

PART NUMBER	MAKE	DESCRIPTION	PAGE
TURBO KITS			
99-5825B	Ford	Ford Fiesta 2010-UP	20
99-5825S	Ford	Ford Fiesta 2010-UP	21
99-5827B	Ford	Ford Focus 2012-UP	21
99-5831B	Ford	FORD Transit-Connect with Factory 4.2" Screen 2014-UP (Black)	21
99-5831G	Ford	FORD Transit-Connect with Factory 4.2" Screen 2014-UP (Gray and Black Two-Toned)	21
99-5832G	Ford	Ford Transit without Factory 4.2" Screen 2015-UP	22
99-5833B	Ford	Ford Escape with Factory 4.2" Display Screen 2013-UP	22
99-5834CH	Ford	Ford F-150 2015-UP	22
99-5835G	Ford	Transit without NAV, with AM/FM/CD radio 2015-UP	22
99-5838CH	Ford	Ford Mustang with factory 4.2" Screen 2015-UP	23
99-5838CH	Ford	Ford Mustang 2010-2014	23
99-5840CH	Ford	Ford Mustang with factory 8" Screen 2015-UP	23
99-5841B	Ford	Ford Fusion 2013-UP	23
99-5842B	Ford	Ford Flex 2008-2012	24
99-5843B	Ford	Ford Focus with factory 4.2" Screen 2015-UP	24
95-5844S	Lincoln	Lincoln Navigator (4x2 models) 2008-2012	24
95-5845S	Lincoln	Lincoln Navigator (4x4 models) 2008-2012	24
99-5846B	Ford	F-150 with factory 4.2" screen 2013-2014	25
99-5847CH	Ford	Explorer with factory 4.2" screen 2011-2015	25
99-5848CH	Ford	Edge excluding hybrid 2011-2014	25
99-5849	Ford	F-150 2015-UP	25
99-5850B	Ford	F-250 XL models not equipped with CD player 2017-UP	26
99-5851CH	Ford	Edge with factory 4.2" screen 2015-UP	26
99-6000	Chrysler	Chrysler Plymouth/Dodge/Jeep/Eagle 1974-2004 Multi-Kit	1
99-6229	Chrysler	Chrysler Plymouth/Dodge/Jeep 1974-2004 Multi-Kit	1
99-6500	Chrysler	Chrysler Plymouth/Dodge/Jeep/Eagle/Ford/Lincoln/Mercury 1974-2004	1
99-6501	Chrysler	Chrysler Plymouth/Dodge/Jeep/Eagle/Ford/Lincoln/Mercury 1974-2003	1
99-6502	Chrysler	Chrysler Cirrus/Dodge Stratus/Plymouth Breeze 96-00/Sebring Convertible 95-00	1
99-6503	Chrysler	Jeep Chrysler/Plymouth/Dodge 1998-2008	1
99-6504	Chrysler	Jeep Chrysler/Plymouth/Dodge 1998-2008	1
99-6505	Chrysler	Chrysler Jeep/Dodge/Plymouth 1998-2008 Multi-Kit	1
99-6506	Chrysler	Chrysler Pacifica 2004-2008	2
99-6507	Chrysler	Chrysler/Dodge/Jeep 2004-2008	2
99-6509	Chrysler	Dodge Sprinter 2003-2006	2
99-6510	Chrysler	Chrysler/Dodge/Jeep 2007-2008	2
99-6511	Chrysler	Chrysler/Dodge/Jeep 2007 and Up	2
99-6512	Chrysler	Dodge Sprinter 2007-2008	2
99-6512	Mercedes	Mercedes Sprinter 2010-UP	2
99-6513B	Chrysler	Jeep Grand Cherokee 2011	2
99-6514B	Dodge	Dodge Charger with 4.3" Screen 2011-UP	3
99-6515B	Fiat	Fiat 500 2012-UP	3
99-6515W	Fiat	Fiat 500 2012-UP	3
99-6516B	Chrysler	Chrysler 300 2005-2007	3
99-6517HG	Dodge	Dodge Dart without factory 8.4" screen 2013-UP	3
99-6518B	Ram	Ram 1500/2500/3500 without factory 8.4" screen 2013-UP	3
99-6519B	Dodge	Dodge Charger without factory NAV 2005-2007 (Black)	4
99-6519CF	Dodge	Dodge Charger without factory NAV 2005-2007	4
99-6519S	Dodge	Dodge Charger without factory NAV 2005-2007 (Silver)	4
99-6520B	Dodge	Dodge Journey with factory 4.3" screen 2011-UP	4
99-6521B	Fiat	Fiat 500L 2014-UP	4
99-6523	Ram	Ram Promaster 2014-UP	5
99-6525B	Chrysler	Chrysler 300 2011-UP	5
99-6525S	Chrysler	Chrysler 300 2011-UP	5
99-6526S	Jeep	Jeep Cherokee 2014-UP	5
99-6526BZ	Jeep	Jeep Cherokee 2014-UP	5
MOBU-99-6526BZ	Jeep	Jeep Cherokee Latitude/Limited 2014-UP	6
RTX-99-6526BZ	Jeep	Jeep Cherokee Latitude/Limited 2014-UP	6

PRODUCT LOCATOR

PART NUMBER	MAKE	DESCRIPTION	PAGE
TURBO KITS			
MOBU-99-6526S	Jeep	Jeep Cherokee Latitude/Limited 2014-UP	6
RTX-99-6526S	Jeep	Jeep Cherokee Latitude/Limited 2014-UP	6
99-6527B	Ram	Ram Truck with 8" Screen 2013-UP	6
99-6531HG	Ram	Ram Promaster City 2015-UP	7
99-6532B	Jeep	Jeep Renegade 2015-UP	7
99-6536S	Jeep	Jeep Grand Cherokee with 8" Screen 2014-UP	7
99-6536BZ	Jeep	Jeep Grand Cherokee with 8" Screen 2014-UP	8
99-6537B	Dodge	Dodge Durango with 8" Screen 2014-UP	8
99-6538B	Chrysler	Chrysler 200 2015-UP	8
99-6540	Chrysler	Dodge Full Size Van 1990-1997	8
99-6543HG	Chrysler	Chrysler Pacifica 2017-UP	8
99-6544B	Fiat	500 2016-UP	9
99-6545B	Jeep	Compass Sport 2017.5-UP	9
99-6546B	Jeep	Grand Cherokee 1999-2004	9
99-6547B	Dodge	Dakota 2001-2004 /Durango 2001-2003	9
99-6548CF	Dodge	Charger/Magnum (without NAV) 2005-2007	9
99-6548S	Dodge	Charger/Magnum (without NAV) 2005-2007	9
99-6549	Jeep	Wrangler 1997-2002	10
99-6700	Chrysler	Chrysler/Plymouth/Dodge/Ford/Lincoln/Mercury/Jeep/Eagle 1974-2004	10
99-7000	Chrysler/Mitsubishi	Plymouth/Dodge/Eagle/Mitsubishi Imports 1985-1996	10
99-7000	Mitsubishi	Mitsubishi 1985-1995 Multi-Kit	72
99-7001	Mitsubishi	Mitsubishi 1990-2005 Multi-Kit	72
99-7006	Chrysler/Mitsubishi	Eagle Talon/Mitsubishi Eclipse 1995-1999	10
99-7006	Mitsubishi	Mitsubishi Elipse Eagle Talon 1995-1999	72
99-7007	Mitsubishi	Mitsubishi Eclipse/Montero Sport 2000-2005	72
99-7008	Mitsubishi	Mitsubishi Outlander 2003-2006	72
99-7009	Mitsubishi	Mitsubishi Endeavor 2004-UP	72
99-7010	Mitsubishi	Mitsubishi Eclipse 2006-2008	73
99-7011	Mitsubishi	Mitsubishi Lancer 2008	73
99-7012	Mitsubishi	Mitsubishi Galant 2004-2008	73
99-7013TB	Mitsubishi	Mitsubishi Outlander 2007-2010	73
99-7014B	Mitsubishi	Mitsubishi Outlander Sport 2011	73
99-7015CHG	Mitsubishi	Mitsubishi Outlander 2014-UP	74
99-7016GHG	Mitsubishi	Mirage without OE NAV 2014-2017/Mirage G4 without OE NAV 2017	73
99-7018B	Mitsubishi	Mitsubishi Outlander Sport 2014-UP (Black)	74
99-7018CHG	Mitsubishi	Mitsubishi Outlander Sport 2014-UP (Charcoal High Gloss)	74
99-7301	Hyundai/ Kia	Hyundai 1986-1999 Multi-Kit	54
99-7308	Hyundai/ Kia	Hyundai Accent 95-99/ Elantra 96-00/ Accent 02-05/ Sonata 95-98/ Tiburon 97-02	54
99-7309	Hyundai/ Kia	Hyundai Elantra 96-00/ Sonata 95-01/ Tiburon 97-02/ Santa Fe 01-06	54
99-7310	Hyundai/ Kia	Hyundai Accent 2000-2001	54
99-7311	Hyundai/ Kia	Hyundai Sonata 1999-2001	54
99-7312	Hyundai/ Kia	Hyundai Tiburon 1997-2002	55
99-7313	Hyundai/ Kia	Hyundai Elantra 01-06/ Sonata 02-05/ Tiburon 03-08/ Kia Optima 01-06	55
99-7315	Hyundai/ Kia	Hyundai Tucson 2005-2008	55
99-7316	Hyundai/ Kia	Hyundai XG 300 2001/ XG 350 2002-2005	55
99-7317	Hyundai/ Kia	Kia Sportage 2005-2010	55
99-7318	Hyundai/ Kia	Kia Spectra 2005-2006	55
99-7319	Hyundai/ Kia	Kia Amanti 2004-2006	55
99-7320	Hyundai/ Kia	Hyundai Sonata 2006-2008	56
99-7321	Kia/Hyundai	KIA Rio/Hyundai Accent 2006-2011	56
99-7322	Hyundai	Hyundai Azera 2006-2011	56
99-7323	Hyundai	Hyundai Entourage 2006-UP KIA Sedona 2006-UP	57
99-7324	Kia	KIA Optima 2006-2008	57
99-7325B	Hyundai	Hyundai Santa Fe 2007 -UP	57
99-7326	Hyundai	Hyundai Elantra 2007-2008	57
99-7328	Kia	KIA Sorrento 2007-2008	57
99-7329	Kia	KIA Rondo 2007-2008	58

PRODUCT LOCATOR

PART NUMBER	MAKE	DESCRIPTION	PAGE
TURBO KITS			
99-7330	Kia	KIA Spectra 2008	58
99-7331	Kia	KIA Amanti 2007-2008	58
99-7332	Hyundai	Hyundai Elantra 2007-2008 (for factory radio delete option)	58
99-7333	Hyundai	Hyundai Sonata 2009	59
99-7334	Kia	Kia Borrego 2010	59
99-7335S	Hyundai	Hyundai Veracruz 07-UP	59
99-7336S	Hyundai	Hyundai Genesis Coupe 2010-UP	59
99-7337B	Kia	Kia Soul 2010-UP	59
99-7338B	Kia	Kia Forte 2010-UP	59
99-7338HG	Kia	Kia Forte 2010-UP	59
99-7338S	Kia	Kia Forte 2010-UP	60
99-7339B	Hyundai	Hyundai Genesis Coupe 2010-UP	60
99-7339S	Hyundai	Hyundai Genesis Coupe 2010-UP	60
99-7340B	Kia	Kia Sorento 2011-UP	60
99-7341B	Hyundai	Hyundai Tuscon 2010-UP	60
99-7342	Hyundai	Hyundai Sonata 2011	60
99-7343	Hyundai	Hyundai Sonata w/o NAVI 2011	61
99-7344CH	Kia	Kia Sportage 2011-UP	61
99-7344G	Kia	Kia Sportage 2011-UP	61
99-7345B	Kia	Kia Optima 2011-UP	61
99-7346B	Hyundai	Hyundai Elantra 2011-UP	61
99-7347B	Hyundai	Hyundai Accent 2012-UP	61
99-7348B	Hyundai	Hyundai Accent (without factory radio) 2012-UP	62
99-7349B	Kia	Kia Soul 2012-UP	62
99-7350B	Hyundai	Hyundai Veloster 2012-UP	62
99-7352B	Hyundai	Hyundai Genesis Coupe 2013-UP	62
99-7353CH	Kia	Kia Rio 2012-UP	62
99-7354B	Hyundai	Hyundai Santa Fe 2013-UP	63
99-7355B	Kia	Kia Sorento 2014-UP	63
99-7356B	Kia	Kia Forte 2014-UP	63
99-7357HG	Hyundai	Hyundai Elantra GT 2013-UP	63
99-7358	Hyundai	Hyundai/ Kia Multi 2005-2010	63
99-7359B	Kia	Kia Optima 2014-UP	64
99-7360B	Kia	Kia Soul 2014-UP	64
99-7362B	Hyundai	Hyundai Elantra 2014-UP	64
DP-7363B	Hyundai	Hyundai Sonata 2015-UP	64
99-7364B	Hyundai	Hyundai Tucson 2014-up	65
99-7365B	Kia	Kia Sedona 2015-UP	65
99-7366B	Kia	Kia Sorento 2016-UP	65
99-7367B	Kia	Kia Rio 2016-UP (Black) Specific for models with factory push to start	65
99-7367HG	Kia	Kia Rio 2016-UP (High Gloss) Specific for models with factory push to start	65
99-7368B	Kia	Kia Rio 2016-UP	65
99-7368HG	Kia	Kia Rio 2016-UP	65
99-7369B	Hyundai	Hyundai Tucson 2016-up	66
99-7370B	Kia	Kia Picanto 2015-UP	66
99-7376B	Hyundai	Hyundai Elantra 2017-UP	66
99-7377B	Kia	Kia Optima 2016-UP	66
99-7378B	Kia	Kia Sportage LX with 5" screen 2017-UP	66
99-7379HG	Hyundai	Hyundai Elantra GT (with NAV) 2013-2016	67
99-7380HG	Hyundai	Hyundai Elantra GT (with NAV) 2016-2017	67
99-7381	Hyundai	Santa Fe with NAV 2008-2009	67
99-7382HG	Kia	Niro without NAV 2017-UP	67
99-7383	Hyundai	Sonata 2018-UP	67
99-7384B	Kia	Optima 2017-UP	67
99-7385B	Hyundai	Santa Fe Sport with NAV 2013-2016	67
99-7401	Nissan	Nissan 1984-1997 Multi-Kit	76
99-7402	Nissan	Nissan 350Z 2003-2005	76

PRODUCT LOCATOR

PART NUMBER	MAKE	DESCRIPTION	PAGE
TURBO KITS			
99-7403	Nissan	Nissan Pathfinder 2003-2004 (LE Models) Infiniti QX4 2001-2003	76
99-7404	Nissan	Nissan Maxima 2004-2006	76
99-7405	Nissan	Nissan Titan 2004-UP (without dual zone climate controls)	76
99-7406	Nissan	Nissan Titan & Armada 2004-2006 (without dual zone climate control)	76
99-7409	Nissan	Nissan Maxima 240SX 1995-1999	77
99-7410	Nissan	Nissan Sentra 200SX 1995-1999	77
99-7411	Nissan	Nissan 300ZX 1984-1089	77
99-7412	Nissan	Nissan Quest Mercury Villager 1993-1998	77
99-7413	Nissan	Nissan Altima 1993-2001	77
99-7414	Nissan	Nissan Sentra 2000-2006	77
99-7414G	Nissan	Nissan Sentra 2000-2006	77
99-7415	Nissan	Nissan Quest Mercury Villager 1999-2003	78
99-7416	Nissan	Nissan Maxima 2000-2003	78
99-7416G	Nissan	Nissan Maxima 2000-2003	78
99-7417	Nissan	Nissan 1993-2004 Multi-Kit	78
99-7418	Nissan	Nissan Altima 2002-2004	78
99-7419	Nissan	Nissan Altima 2005-2006	78
99-7421	Nissan	Nissan Maxima 2007-2008	79
99-7422	Nissan	Nissan Sentra - 2007-2008	79
99-7423	Nissan	Nissan Altima 2007-UP	79
99-7424	Nissan	Nissan Titan 2008-UP	79
99-7425	Nissan	Nissan Rogue 2008	79
99-7426	Nissan	Nissan Murano 2009-UP	80
99-7427B	Nissan	Nissan Maxima 2009-UP	80
99-7428B	Nissan/Suzuki	Nissan Frontier LE/Pro-4X/SE w/ V6 2009-2011/Frontier 2012-2012/Xterra S 2009-2012	80
99-7428B	Nissan/Suzuki	Offroad/SE 2009-2011/Xterra Pro 4X 2012-2012/Suzuki Equator Crew Cab 2009-2011	80
99-7428G	Nissan/Suzuki	Nissan Frontier LE/Pro-4X/SE w/ V6 2009-2011/Frontier 2012-2012/Xterra S 2009-2012	80
99-7428G	Nissan/Suzuki	Offroad/SE 2009-2011/Xterra Pro 4X 2012-2012/Suzuki Equator Crew Cab 2009-2011	80
MOBU-99-7428	Nissan/Suzuki	Nissan Frontier LE/Pro-4X/SE w/ V6 2009-2011/Frontier 2012-2012/Xterra S 2009-2012	80
MOBU-99-7428	Nissan/Suzuki	Offroad/SE 2009-2011/Xterra Pro 4X 2012-2012/Suzuki Equator Crew Cab 2009-2011	80
RTX-99-7428	Nissan/Suzuki	Nissan Frontier LE/Pro-4X/SE w/ V6 2009-2011/Frontier 2012-2012/Xterra S 2009-2012	80
RTX-99-7428	Nissan/Suzuki	Offroad/SE 2009-2011/Xterra Pro 4X 2012-2012/Suzuki Equator Crew Cab 2009-2011	80
99-7477	Nissan	Nissan Hardbody Pathfinder 1986-1993	80
99-7500	Mazda	Mazda 1986-1995 Multi-Kit (Dash Bezel Mount)	67
99-7501	Mazda	Mazda 1984-1995 Multi-Kit (Sub Dash Mount)	68
99-7502	Mazda	Mazda 2000-2006 MPV	68
99-7504	Mazda	Mazda 3 2004-2008	68
99-7505	Mazda	Mazda 2003-2006 Multi-Kit	68
99-7506	Mazda	Mazda MX-5 Miata 2006-2008	68
99-7508	Mazda	Mazda CX7 2008	68
99-7509	Mazda	Mazda 5 2006-2011	68
99-7510	Mazda	Mazda RX8 2004-2008	69
99-7510HG	Mazda	Mazda RX8 2004-2008	69
99-7511S	Mazda	Mazda 6 2009-UP	70
99-7514B	Mazda	Mazda 3 2010-UP	70
99-7515B	Mazda	Mazda RX8 09-UP	70
99-7515HG	Mazda	Mazda RX8 09-UP	70
99-7516B	Mazda	Mazda CX9 07-UP	70
99-7517S	Mazda	Mazda BT-50 2006-UP	70
99-7518B	Mazda	Mazda 2 07-UP	70
99-7519B	Mazda	Mazda Miata 2009-UP / International Muti-Kit 2007-UP	70
99-7520B	Mazda	Mazda CX7 2010-UP	70
99-7521B	Mazda	Mazda 5 2012-UP	71
99-7522B	Mazda	Mazda CX5 2013-UP	71
99-7523S	Mazda	Mazda 6 2003-2005	71
99-7524B	Mazda	Mazda 6 2003-2005	71
99-7525S	Mazda	Mazda 5 2008-2010	72

PRODUCT LOCATOR

PART NUMBER	MAKE	DESCRIPTION	PAGE
TURBO KITS			
99-7526B	Mazda	Mazda 33 2014-UP	71
99-7578	Nissan	Nissan Hardbody Pathfinder 1994-1995	80
99-7579	Nissan	Nissan Pathfinder 1996-2000	81
99-7580	Nissan	Nissan Frontier 1998-2001 Xterra 2000-2001	81
99-7581	Nissan	Nissan Pathfinder 2005-2007 Frontier & Xterra 2005-2008	81
99-7602	Nissan	Nissan 350Z 2006-2008	81
99-7603	Nissan	Nissan Versa 2007-2008	81
99-7604	Infiniti	Infiniti G35 2003-2004	74
99-7604B	Infiniti	Infiniti G35 2003-2004	75
99-7604T	Infiniti	Infiniti G35 2003-2004	75
99-7605A	Infiniti	Infiniti G35 Sedan 2005-2006 Coupe 2005-2007	75
99-7606	Nissan	Nissan Titan & Armada 2006-2007 (With Dual Zone Climate Control)	81
MOBU-99-7606	Nissan	Nissan Titan/Armada 2006-2007	81
RTX-99-7606	Nissan	Nissan Titan/Armada 2006-2007	81
99-7607B	Nissan	Nissan 370Z 09-10	82
99-7608	Nissan	Nissan Cube 09-UP	82
99-7609G	Infiniti	Infiniti I30/I35 00-04	75
99-7610B	Nissan	Nissan Juke 2011	82
99-7610HG	Nissan	Nissan Juke 2011	82
99-7611	Nissan	Nissan Rogue 2011-UP	82
99-7612A	Nissan	Murano Kit 2003-2007	82
99-7612B	Nissan	Nissan Murano 2003-2007	82
99-7613	Nissan	Nissan Versa 2007-UP, Juke 2011-UP, Rogue 2011-UP	82
99-7614	Nissan	Nissan NV & Quest 2011-UP	82
99-7616	Nissan	Nissan Rogue, S with Special Edition & SV models 2012-UP	83
99-7617CHG	Nissan	Nissan Altima 2013-UP	83
99-7618G	Nissan	Nissan Sentra 2013-UP	83
99-7619	Nissan	Nissan Titan Frontier Xterra with 4.3" color display 2013-up	83
99-7620B	Nissan	Nissan Armada/Pathfinder 2008-2013	83
99-7621	Nissan	Versa SL/SV 2014/Versa 2015-UP/Versa Note 2014-UP	84
99-7622HG	Nissan	Nissan Rogue 2014-UP	84
99-7623	Nissan	NV200 2013-UP	84
99-7624	Nissan	Nissan Multi-Kit 2007-UP	84
99-7625B	Infiniti	Infiniti G37 2008-2013	75
99-7626HG	Nissan	Nissan Pathfinder 2013-2016 (Without auto climate or NAV)	84
99-7627HG	Nissan	Nissan Pathfinder with Auto A/C and without NAV 2013-UP	84
99-7628BHG	Nissan	Nissan Murano 2015-UP	85
RTX-99-7629	Nissan	Nissan Armada/Titan (with factory navigation) 2004-2007	85
MOBU-99-7629	Nissan	Nissan Armada/Titan (with factory navigation) 2004-2007	85
99-7629S	Nissan	Nissan Armada Titan with Factory NAV 2004-2007	85
99-7630	Nissan	Nissan Maxima 2016-up	85
99-7631B	Nissan	Titan 2017-UP/Titan XD 2016-UP	85
99-7633	Nissan	Maxima with factory NAV (2009 only) or tech package) 2009-2014	85
99-7635	Nissan	Nissan/Suzuki 2005-20009	86
99-7802CH	Honda	CR-V 2012-2016	43
99-7803G	Honda	Honda Accord 2003-2007	44
99-7804B	Honda	Honda Accord 2013-UP	44
99-7805B	Honda	Honda Acura TSX 2009-2013	44
99-7806B	Honda	Acura RL without factory NAV 1996-2004	44
99-7807	Honda	Honda Accord Crosstour with NAV 2008-2012	44
99-7807T	Honda	Honda Accord Crosstour with NAV 2008-2012	45
99-7808B	Honda	Acura TL 2004-2013	45
99-7809B	Honda	Acura TSX 2004-2008	45
99-7810B	Honda	Honda HRV 2015-UP	45
99-7811B	Honda	Honda Pilot 2016-UP (Black)	45
99-7811HG	Honda	Honda Pilot 2016-UP (High Gloss)	45
99-7812B	Honda	Honda Civic LX 2016-UP	46

PRODUCT LOCATOR

PART NUMBER	MAKE	DESCRIPTION	PAGE
TURBO KITS			
99-7814	Acura/Honda	Acura/Honda Multi-Kit 1990-2006	46
99-7815B	Acura	Acura TL 2004-2008	46
99-7816G	Honda	Honda Civic 2006-2011	46
99-7816T	Honda	Honda Civic 2006-2011	46
99-7817HG	Honda	Honda CRV 2017-UP	46
99-7819	Honda	Honda Pilot (with factory NAV) 2006-2008	47
99-7860	Honda	Honda Civic SI 2002-2005	47
99-7861	Honda	Honda Pilot 2003-2008	47
99-7862	Honda	Honda Accord 2003-2007	47
99-7863	Honda	Honda Element 2003-2011	48
99-7866	Honda	Acura MDX 2000-2006	48
99-7867	Honda	Acura RSX Type-S 2002-2006	48
99-7868	Honda	Acura CL 2001-2003 / TL 1999-2003	48
99-7869	Honda	Honda Odyssey 2005-2010	48
99-7870G	Honda	Honda Ridgeline 2005-UP	49
99-7870T	Honda	Honda Ridgeline 2005-UP	49
99-7871T	Honda	Honda Civic 2007-2011	49
99-7872	Honda	Honda Fit 2007-2008	49
99-7873	Honda	Honda CRV 2007-UP	49
99-7874	Honda	Honda Accord 2008-UP (without dual zone climate controls)	49
99-7874T	Honda	Honda Accord 2008-UP (without dual zone climate controls)	49
99-7875	Honda	Honda Accord 2008-UP (with dual zone climate controls)	50
99-7875T	Honda	Honda Accord 2008-UP (with dual zone climate controls)	50
99-7876	Honda	Honda Pilot 2009-UP	50
99-7877S	Honda	Honda Fit 09-UP	50
99-7878B	Honda	Honda Insight 2010-UP	50
99-7879	Honda	Honda Cruze 2011-UP	51
99-7880B	Honda	Honda Odyssey 2011-UP	51
99-7881G	Honda	Honda Civic 2012-2012	51
99-7882B	Honda	Honda Civic 2013-UP	51
99-7883HG	Honda	Honda Fit 2015-UP	51
99-7888	Honda	Honda Accord 90-93/Odyssey 95-98/Prelude 88-91/Acura TL 96-98/Vigor 92-94	51
99-7888	Honda	Integra 90-01/ Legend 90-01/Isuzu Oasis 96-98	51
99-7889	Honda	Honda Prelude 1992-1996	52
99-7890	Honda	Honda Accord 90-97/Odyssey 95-98/Acura CL 96-98/Vigor 91-96/Integra 90-01	52
99-7890	Honda	Legend 90-01/ Isuzu Oasis 96-98	52
99-7891	Honda	Honda Civic 1996-1998 Custom Kit	52
99-7892	Honda	Honda Accord 90-97/Odyssey 95-98/Acura CL 96-98/Vigor 91-96/Integra 90-01	52
99-7892	Honda	Legend 90-01/ Isuzu Oasis 96-98	52
99-7893	Honda	Honda CRV/ Prelude 1997-2001	52
99-7894	Honda	Honda Accord 1998-2002	52
99-7895	Honda	Honda Accord 1998-2002 w/ Pocket	52
99-7896	Honda	Honda Civic 1999-2000	52
99-7897	Honda	Honda Civic/ Civic Hybrid 2001-2005	53
99-7898	Honda	Honda Acura 1989-2006 Multi-Kit	53
99-7899	Honda	Honda Civic 2001-2005 (Excludes Si & 2005 SE Models)	53
99-7950	Suzuki	Suzuki Grand Vitara 2003-2005 XL7 2003-2006 Aerio 2003-2004	86
99-7951	Suzuki	Suzuki Verona & Foreza 04-08/Chevrolet Aveo 04-06/Aveo Hatchback 07-08	86
99-7952	Suzuki	Suzuki Aerio 2005	86
99-7953	Suzuki	Suzuki Grand Vitara 2006-2008	86
99-7953T	Suzuki	Suzuki Grand Vitara 2006-2008	86
99-7954	Suzuki	Suzuki SX4 2007-2008	87
99-8100	Toyota	Toyota 1982-1995 Multi-Kit	89
99-8101	Toyota	Toyota 1984-2004 Multi-Kit	89
99-8104	Toyota	Toyota Multi-Kit 1989-2004	89
99-8140	Toyota	Toyota Pickup 89-95/4Runner 89-02/T100 93-98/Tacoma 95-04	89
99-8150	Lexus	Lexus ES Series 1992-1996	101



PRODUCT LOCATOR

PART NUMBER	MAKE	DESCRIPTION	PAGE
TURBO KITS			
99-8151	Lexus	Lexus IS Series 2001-2005	101
99-8152	Lexus	Lexus GS Series 1998-2003	101
99-8153	Lexus	Lexus LS Series 1995-2000	101
99-8154	Lexus	Lexus GS Series 1993-1997	101
99-8155	Lexus	Lexus ES Series 1997-2003	101
99-8156	Lexus	Lexus LS Series 1990-1994	102
99-8157B	Lexus	Lexus SC Series 92-00	102
99-8158G	Lexus	Lexus ES 300/330 2002-2006	102
99-8159S	Lexus	Lexus RX330/350/400H 2004-2009	102
99-8160G	Lexus	Lexus LS430 without factory NAV 2001-2006	102
99-8161S	Lexus	Lexus SC430 2002-2010	102
99-8162G	Lexus	Lexus E350 without Factory NAV 2007-2012	102
99-8163	Lexus	IS 250/350 2006-2013	103
99-8164G/T	Lexus	RX300 1999-2003	103
99-8201	Toyota	Toyota Celica 2000-2005 Echo 2000-2005	89
99-8202	Toyota	Toyota Mini Multi-Kit 2000-2005	90
99-8204	Toyota	Toyota Corolla 2003-2008	90
99-8205	Toyota	Toyota Matrix 2003-2008 Pontiac Vibe 2003-2008	90
99-8206	Toyota	Toyota Highlander 2001-2006 4Runner 2003-2008 (Excluding Limited)	90
99-8207	Toyota	Toyota Sequoia 2003-2007 Tundra 2003-2006	90
99-8208	Toyota	Toyota Sienna 2004-2007	90
99-8209	Scion	Scion XA 2004-2006/XB 2004-2011/TC 2005-2010/XD 2008-2010	91
99-8210	Toyota	Toyota 4Runner (Limited Radios) 2003-2008	91
99-8211	Toyota	Toyota Avalon 2000-2004	91
99-8212	Toyota	Toyota Solara 2004-2008	91
99-8212S	Toyota	Toyota Solara 2004-2008	91
99-8213	Toyota	Toyota Prius 2004-2008	91
99-8214TB	Toyota	Toyota Tacoma 2005-UP	92
99-8214TG	Toyota	Toyota Tacoma 2005-UP	92
99-8215	Toyota	Toyota Avalon 2005-2008	92
99-8216	Toyota	Toyota Yaris 2007-UP (EXCLUDES S MODELS)	92
99-8217	Toyota	Toyota Rav4 2006-UP	92
99-8218	Toyota	Toyota Camry 2007-UP	92
99-8219	Toyota	Toyota FJ Cruiser 2007-UP	93
99-8220	Toyota	Toyota Tundra 2007-2008 Sequoia 2008-UP	93
99-8220CHG	Toyota	Toyota Tundra 2010-UP	93
99-8220HG	Toyota	Toyota Tundra 2007-2008 Sequoia 2008-UP	93
99-8222	Toyota	Toyota Highlander 2008-UP	93
99-8222BR	Toyota	Toyota Highlander 2008-UP	93
99-8223	Toyota	Toyota Corolla 2009-UP	94
99-8223S	Toyota	Toyota Corolla 2009-UP	94
99-8224	Toyota	Toyota Matrix 2009-2010	94
99-8225G	Toyota	Toyota Venza 2009-UP	94
99-8226B	Toyota	Toyota Prius 2010-UP	94
99-8227S	Toyota	Toyota 4-Runner 2010-UP	95
99-8228	Toyota	Toyota Hilux 2005-2010	95
99-8229S	Toyota	Toyota Sienna 2011	95
99-8230	Toyota	Toyota Scion 2004-UP	95
99-8231	Toyota	Toyota Camry 2002-06	95
99-8232B	Toyota	Toyota Camry 2012-UP	95
99-8233B	Toyota	Toyota Avalon 2011-2012	95
99-8234	Toyota	Scion iQ 2012-UP	95
99-8235CHG	Toyota	Toyota Tacoma 2012-UP	96
99-8236	Toyota	Scion FRS 2012-UP	96
99-8237S	Toyota	Toyota Matrix 2011-2012	96
99-8238	Toyota	Toyota Yaris 2012-UP	96
99-8239B	Toyota	Toyota Prius C 2012-UP	96

PRODUCT LOCATOR

PART NUMBER	MAKE	DESCRIPTION	PAGE
TURBO KITS			
99-8240B	Toyota	Toyota Prius 2004-2009	97
99-8241	Toyota	Toyota Highlander 2013-UP	97
99-8242G	Toyota	Toyota RAV4 2013-UP	97
99-8243B	Toyota	Toyota Prius V 2012-UP	97
99-8244HG	Toyota	Toyota Avalon 2013-UP	97
99-8245CHG	Toyota	Toyota Corolla 2014-UP	98
99-8246HG	Toyota	Toyota Tundra 2014-UP	98
99-8248B	Toyota	Toyota Highlander 2014-UP	98
99-8249	Toyota	Toyota Camry 2015-UP	98
99-8250B	Toyota	Toyota Sienna 2015-UP	99
99-8251B	Toyota	Toyota Tacoma 2016-UP	99
MOBU-99-8251	Toyota	Tacoma 2016-UP	99
RTX-99-8251	Toyota	Tacoma 2016-UP	99
99-8252	Toyota	Toyota Tundra 2014-UP	99
99-8259B	Toyota	Toyota Prius C 2015-UP	99
99-8260B	Toyota	Toyota Highlander (with factory NAV) 2001-2007	99
99-8262HG	Toyota	Toyota Corolla 2017-UP	100
99-8264HG	Toyota	Toyota Prius 2016-UP	100
99-8263HG	Toyota	Toyota Avalon (with factory NAV) 2011-2012	100
99-8300	Toyota	Toyota Multi 2000-UP	100
99-8710	Mercedes	Mercedes C-Class 2001-2004	108
99-8713	Mercedes	Mercedes SLK 2005-2008	108
99-8715	Mercedes	Smart Fortwo	108
99-8716B	Mercedes	Mercedes GLK 2009-UP	108
99-8720B	Mercedes	Smart Fortwo 2011-UP	109
99-8721B	Mercedes	Mercedes C-Class 2005-2007	108
99-8722B	Mercedes	Mercedes C-Class 2001-2004	109
99-8723B	Mercedes	Mercedes CLK 2002-2007	109
99-8724B	Mercedes	Mercedes CLK 2005-2009	109
99-8725B	Mercedes	C-Class 2012-2015	99
99-8800	Daewoo	Daewoo Lanos/Laganza/Nubria 1998-2002	103
99-8900	Subaru	Subaru 1981-1994 Multi-Kit	87
99-8901	Subaru	Subaru Legacy Outback (excluding Outback Sport) 2005-2006	87
99-8902	Subaru	Subaru Impreza 2008-UP / WRX 2008-UP/Forester 2009-UP	87
99-8903B	Subaru	Subaru Legacy Outback 2010-UP	88
99-9402B	Land Rover	Range Rover 2003-2012	110
99-8905B	Subaru	Subaru Impreza 2012-UP	88
99-8906HG	Subaru	Subaru Legacy Outback 2015-UP	88
99-8907HG	Subaru	Subaru Impreza XV Crosstrek 2015-UP	88
95-8908HG	Subaru	Subaru Impreza 2017-UP	89
99-8909	Subaru	Subaru Legacy Outback 2018-UP	89
99-9000	Universal	Universal Underdash/CD Housing	111
99-9003B	Universal	Black Base with Transparent Smoke Tinted Door	111
99-9003W	Universal	White Base with Transparent Smoke Tinted Door	111
99-9005B	Universal	Universal Marine Cover System	111
99-9006	Universal	Universal Marine Radio Housing	111
99-9008	VW	Volkswagen New Beetle 1998-2008	103
99-9009	VW	Volkswagen Touareg/Touareg 2 2004-2008	103
99-9011	VW	Volkswagen Jetta 05-UP/GLI 08-UP/Passat 06-UP/Eos 07-UP/CC 2009-UP/TIGUAN 2009-UP	104
99-9011 cont.	VW	/GOLF2010-UP/Rabbit (Including GTI) 06-08 R32 08 Tiquan 09	104
99-9013HG	VW	Volkswagen Golf 2015-UP	104
99-9100	Audi	Audi (A4,A6,A8) 1997-1999 TT 2001-2006 Multi-Kit	104
99-9103	Audi	Audi A4 2001-2004 (Concert Radio)	105
99-9105	Audi	Audi A4 2000-2001	105
99-9107B	Audi	Audi A4 01-04	105
99-9108B	Audi	Audi A6 2000-2003	105
99-9109B	Audi	Audi A3 2006-2013	105

PRODUCT LOCATOR

PART NUMBER	MAKE	DESCRIPTION	PAGE
TURBO KITS			
99-9200	Volvo	Volvo 740 & 760 Series 1985-1992	105
99-9222	Volvo	Volvo 1975 - 1993 Multi-Kit	105
99-9227	Volvo	Volvo S60 2005-2009 / V70 2005-2007	105
99-9228B	Volvo	Volvo XC90 2003-2014	105
99-9229G	Volvo	Volvo S60 / V70 2001-2004	106
99-9300	BMW	BMW 3 Series 97-05/318 (All) 99/323 (All) 97-00/325 (All) 01/328 (All) 97-00/330 (All) 01	106
99-9301	BMW	BMW 5 Series 1997-2003 X5 2000-2006	106
99-9302	Mini	Mini Cooper 2002-2006	107
99-9303	BMW	BMW Z4 2003-2008	106
99-9305	BMW	BMW X3 2004-2008	106
99-9306B	BMW	BMW 1 Series 08-10/3 Series 06-UP (without NAV)	106
99-9309	Mini	Mini Cooper 07-UP	107
99-9401	Land Rover	Land Rover Freelander 2004-2006	110
99-9501B	Jaguar	Jaguar S-Type 03-06/X-Type 02-07	110
99-9501G	Jaguar	Jaguar S-Type 03-06/X-Type 02-07	110
99-9600	Harley Davidson	Harley Davidson Touring Models 1996-2013	43
99-9604B	Porsche	Porsche Cayenne 2003-2010	104
99-9605B	Porsche	Porsche 911 (996) 1999-2005/Boxster (986) 1997-2004	104
99-9606B	Porsche	Porsche 997 2005-2008 (Black)	104
99-9606G	Porsche	Porsche 997 2005-2008 (Silver)	104
99-9700	Harley Davidson	Harley Davidson Street Glide / Electra Glide / Ultra Limited Models 2014-UP	43
99-9721	Polaris	Slingshot 2015-UP	43
99-9800	Harley-Davidson	Harley-Davidson Touring FL Touring 1998-2013	43
99-9999	Universal	Universal ISO Trim	111
TURBO WIRES			
70-1002	Jeep	Jeep/Eagle 1988-1996 - Plugs into Car Harness	118
70-1003	Kia	KIA 1995-2003 - Plugs into Car Harness	131
70-1004	Hyundai	Hyundai/KIA 2005-UP - Plugs into Car Harness	129
70-1119	Volvo	Volvo 1981-1992 - Plugs into Car Harness	137
70-1120	Volvo	Volvo 240 1990-1993 - Plugs into Car Harness	137
70-1388	Honda	Honda 1982-1985 - Plugs into Car Harness	127
70-1398	Toyota	Toyota 1982-1987 Daihatsu 1989-1992 - Plugs into Car Harness	135
70-1677-1	General Motors	General Motors 1973-1993 - Plugs into Car Harness	123
70-1720	Honda	Honda/Acura 1986-1998 - Plugs into Car Harness	127
70-1720T	Honda	Honda Civic 1996-1998 - Plugs into Car Harness and OEM Radio	128
70-1721	Honda	Honda/Acura 1998-2007 - Plugs into Car Harness	128
70-1722	Honda	Honda Civic (excluding DX model) 2006-2010 - Plugs into Car Harness	128
70-1724	Honda	Accord 1993-1994 - Amp Integration Harness	128
70-1725	Acura	Acura RSX 2002-2006- Amp Integration Harness	128
70-1726	Honda	Honda Element 2003- UP- Amp Bypass Harness	128
70-1727	Honda	Honda Civic 2006-UP-Amp Bypass Harness	128
70-1729	Honda	Honda 2008-UP - Plugs into Car Harness	128
70-1730	Honda	Honda 2008-UP with Premium Sound - Plugs into Car Harness	128
70-1731	Honda	Honda Civic 2016-UP	129
70-1736	Hyundai	Hyundai 1986-1994 - Plugs into Car Harness	129
70-1743	Mitsubishi	Chrysler/Plymouth/Dodge/Mitsubishi/Imports 1987-1996 - Plugs into Car Harness	117
70-1761	Toyota	Toyota/Scion 1987-UP - Plugs into Car Harness	135
70-1763	Nissan	Nissan 1984-1994 - Plugs into Car Harness	133
70-1764	Nissan	Nissan/Infiniti 1987-1994 Premium Sound - Plugs into Car Harness	133
70-1768	Ford	Ford/Lincoln/Mercury 1986-1993 - Amp Integration Harness	119
70-1770	Ford	Ford/Lincoln/Mercury/Mazda 1985-2004 - Plugs into Car Harness	119
70-1771	Ford	Ford/Lincoln/Mercury/Mazda 1998-2008 - Plugs into Car Hrness	119
70-1772	Ford	Ford/Lincoln/Mercury 1982-1985 - Plugs into Car Harness	119
70-1776	Ford	FORD Expedition 2003-2006 / Lincoln Navigator 2003-2006 - Plugs in to Car Harness at Radio Location	119
70-1777	Ford	Ford Focus 2000-2004 / Mercury Cougar 1999-2002 / Plugs into Car Harness at Radio Location	119
70-1780	Subaru	Subaru Legacy 1990-1994 Justy 1987-1994 - Plugs into Car Harness	134
70-1781	Mazda	Mazda 1986-1989 Ford Festiva 1988-1993 Mercury Tracer 1988-1990 - Plugs into Car Harness	131

PRODUCT LOCATOR

PART NUMBER	MAKE	DESCRIPTION	PAGE
TURBO WIRES			
70-1782	Geo	Geo 1985-1997 Chevrolet Metro 1995-1999 Chevrolet Spectrum 1985-1989	123
70-1782	Geo	Honda Passport 1994-1995 Isuzu 1985-1995 - Plugs into Car Harness	123
70-1783	Smart	Smart ForTwo 2008 - Plugs into Car Harness	138
70-1784	VW	Volkswagen 1980-2007 - Plugs into Car Harness	138
70-1785	Audi	Volkswagen 1987-2001 - Amp Integration Harness	138
70-1786	Land Rover/Mercedes	Land Rover 1991-1999/Mercedes- Amp Integration Harness	135
70-1787	Audi	Audi/VW 1993-2004 - Amp Integration Harness	138
70-1787	VW	Volkswagen 1993-2004 - Amp Integration Harness	138
70-1817	Chrysler	Chrysler/Plymouth/Dodge/Jeep 1984-2005 - Plugs into Car Harness	117
70-1817	Jeep	Chrysler/Plymouth/Dodge/Jeep 1984-2005 - Plugs into Car Harness	117
70-1818	Chrysler	Chrysler/Plymouth/Dodge/Jeep 1984-2002 - Amp Integration Harness	117
70-1818	Jeep	Chrysler/Plymouth/Dodge/Jeep 1984-2002 - Amp Integration Harness	117
70-1855	General Motors	Buick Regal/Chevrolet Full Size Truck 1988-1994 Pontiac Grand Prix 1988-1989	123
70-1855	General Motors	Sunbird 1989-1994 - Tuner Bypass Harness	123
70-1856	General Motors	Cadillac Allante 1990-1993 DeVille 1994-1995 Eldorado Seville 1992-1995 Fleetwood 1991-1995	124
70-1856	General Motors	Fleetwood 1991-1995 Chevrolet Corvette 1989-1996 -Tuner Bypass Harness	124
70-1857	General Motors	Cadillac Allante 1990-1993 DeVille 1994-1995 Eldorado Seville 1992-1995 Fleetwood 1991-1995	124
70-1857	General Motors	Chevrolet Corvette 1989-1996 - Tuner Bypass Harness and Bose Amplifier Integration Harness	124
70-1858	General Motors	General Motors 1988-2005 - Plugs into Car Harness	124
70-1858-1	General Motors	General Motors 1988-2005 - Plugs into Car Harness	124
70-1859	General Motors	General Motors Full-Sized Trucks With Factory - Amplified Systems 1995-2002	124
70-2001	General Motors	General Motors 1994-2004 - Plugs into Car Harness	124
70-2002	General Motors	Saturn 2000-2005 - Plugs into Car Harness	127
70-2003	General Motors	GM 1998-2006 KIA Sorrento EX 2003-2006 Toyota Matrix 2003-2004 / Hyundai Santa Fe w Monsoon 2003-2006	125
70-2003T	General Motors	Class 2 T-Harness 2000-2006	125
70-2005	General Motors	General Motors 2000-2006 - On Star System	125
70-2021	General Motors	Impala/Monte Carlo 2000-2001 - Amp Bypass Jumper	125
70-2054	General Motors	General Motors Multiple Applications 1998-2004 - Amp Bypass Harness	125
70-2057	General Motors	General Motors MOST 2014-UP - (21 pin) Plugs into output of OEM amplifier harness	125
70-2102	General Motors	Saturn 2004-2005 - Plugs into Car Harness	127
70-2103	General Motors	Chevrolet Malibu 2004-2006 Pontiac G6 2005-2006 - Plugs into Car Harness	125
70-2104	General Motors	General Motors 2006-UP - Plugs into Car Harness	126
70-2105	General Motors	2006 Chevrolet Impala/Monte Carlo 2007 Chevrolet Suburban/Taho/GMC Yukon 2007 - Wire Harness	126
71-2108	General Motors	GM Full Size Trucks and SUVs 2015-UP	126
70-2202	General Motors	Saturn Ion and Vue 2006-2007 - Wire Harness	127
70-5510	Ford	Ford 1986-2000 - Amp Integration Harness	120
70-5511	Ford	Ford Premium Sound System 1989-2000- Amp Integrator System	120
70-5512	Ford	Ford Premium Sound System 1989-2000 Amp Integrator - Plugs into Pre-Amp Harness	120
70-5513	Ford	Ford Premium Sound System 1989-2000- Amp Bypass Plug	120
70-5514	Ford	Ford Premium Sound System 1989-2000 Amp Eliminator - Plugs into Car Harness	120
70-5515	Ford	Ford Non-Amp to Amp Bypass 1989-2000- OEM Radio Integration	120
70-5517	Ford	Ford Premium Sound Harness 1998-2003	120
70-5518	Ford	Ford Tremor 2003 - Amp Integration Harness	120
70-5519	Ford	Ford Amp Integrator Plug Set	121
70-5520	Ford	Ford/Lincoln/Mercury 2003-UP- Plugs into Car Harness	121
70-5520 AUX	Ford	Ford AUX In-Jack Retention Harness 2003-UP	121
70-5520 AV	Ford	Ford 2003-UP - Factory DVD Retention Harness	121
70-5521	Ford	Ford/Lincoln/Mercury 2003-UP - Amp Integration Harness	121
70-5522	Ford	Ford/Lincoln/Mercury 2003-UP - Sub Plug Only	121
70-5523	Ford	Ford Transit 2010	121
70-5524	Ford	Lincoln 2011-UP (w/out SYNC)	122
70-5600	Ford	Ford Premium Sound System 1995-1998- Plugs into Car Harness	122
70-5601	Ford	Ford/Lincoln/Mercury 1994-1997 - For installation of aftermarket Head Unit	122
70-5602	Ford	Ford 1986-2001 - Amp Bypass Harness	122
70-5603	Ford	Ford 1996-1998 - Amp Integration Harness	122
70-5605	Ford	Contour/Mustang/Ranger/Expedition/Lincoln/Navigator 1994-2000 - Amp Bypass Harness	122
70-5701	Ford	Ford/Lincoln/Mercury 1998-2011	122

PRODUCT LOCATOR

PART NUMBER	MAKE	DESCRIPTION	PAGE
TURBO WIRES			
70-5702	Ford	Ford/Lincoln/Mercury/Mazda 1998-2003 - Factory Sub Integration Harness	123
70-5715	Ford	Ford Taurus/Mercury Sable 1996-UP - Aftermarket Radio to Factory Speaker Harness	123
70-5716	Ford	Ford Taurus/Mercury Sable 1998-1999 - Connects 99-5715 to 98-99 Models	123
70-5720	Ford	Ford Escort ZX2 2003-2004 Connects 99-5720 to Premium Sound Vehicles	123
70-6502	Chrysler	Chrysler 2002-2009 - Plugs into Car Harness	117
70-6503	Chrysler	Chrysler 2002-2009 - Amp Integration Harness	117
70-6504	Chrysler	300/Durango/Magnum 2005-2009 - Amp Bypass Harness	117
70-6506	Chrysler	Chrysler Pacifica 2004-2008 - Amp Bypass Harness	118
70-6507	Chrysler	Jeep Grand Cherokee 1999-2004 - Amp Bypass Harness	118
70-6510	Chrysler	Ram w/ Hands-Free 2004 -2005 Amp Bypass Harness	118
70-6512	Chrysler	Dodge Ram 2002-2004 - Amp Bypass Harness	118
70-6522	Chrysler	Chrysler/Plymouth/Dodge/Jeep 2007-UP - Plugs into Car Harness	118
70-7001	Mitsubishi	Mitsubishi 1992-UP Dodge Stealth 1994-1996 - Plugs into Car Harness	132
70-7002	Mitsubishi	Mitsubishi 3000GT 1997-1999 Diamante 1994-2002 Eclipse 1995-2000 Galant 1997-1998	132
70-7003	Mitsubishi	Dodge/Mitsubishi 1994-2004 - Amp Integration Harness	132
70-7004	Mitsubishi	MITSUBISHI 4 Speaker with Amp Int 1994-2007	132
70-7005	Mitsubishi	Mitsubishi 2007-UP - Plugs into Car Harness	132
70-7300	Hyundai	Hyundai 1991-2002 - Plugs into Car Harness	129
70-7301	Hyundai	Hyundai 1999-2006 - Plugs into Car Harness	129
70-7302	Hyundai	Hyundai Santa Fe/Kia Sorrento 2007-2009 - Plugs into Car Harness	130
70-7303	Hyundai	Hyundai/KIA 2009-UP with Infinity Sound - Plugs into Car Harness	130
70-7304	Hyundai	Hyundai/KIA Harness 2010-UP	130
70-7305	Hyundai	Hyundai/KIA Amp Bypass for dimension sound systems 2010-UP	130
70-7306	Hyundai/Kia	Hyundai/Kia 2017-UP	130
70-7550	Nissan	Nissan 1995-2007 - Plugs into Car Harness	133
70-7551	Nissan	Nissan/Infiniti 1995-2006 Premium Sound - Plugs into Car Harness	133
70-7552	Nissan	Nissan 2007-UP/Suburu 2008-UP	133
70-7553	Nissan	Nissan 2007-UP/Suburu 2008-UP	133
70-7554	Nissan	Nissan Bose 2010-UP	133
70-7712	Honda	Honda Passport 1996-2002 Isuzu 1995-2004 - Plugs into Car Harness	129
70-7713	Isuzu	Isuzu Rodeo 2002-2003 with Factory Amp RCA	131
70-7863	Honda	Honda Element 2003-UP (EX and SC Models)	129
70-7901	Mazda	Mazda 1990-2001 - Plugs into Car Harness	131
70-7903	Mazda	Mazda 2001-UP - Plugs into Car Harness	131
70-7903T	Mazda	Mazda CX-7/CX-9 AND RX8 2007-UP Service Harness	131
70-7991	Suzuki	Suzuki Swift/Sidekick/GEO/Imports 1986-1995 - Plugs into Car Harness	134
70-7992	Suzuki	Suzuki 1995-2003 - Plugs into Car Harness	134
70-8112	Toyota	Toyota/Lexus 1991-2001 - Premium Amp Integration Harness	135
70-8113	Toyota	Toyota/Lexus 1999-UP - Amp Integration Harness	136
70-8116	Toyota	Toyota 2000-2004 - Amp Bypass Harness	136
70-8117	Toyota	Toyota 2003-2004 - Amp Bypass Harness	136
70-8121	Toyota	Toyota Tundra Amp Bypass Harness	136
70-8215	Toyota	Toyota Avalon 2005-2006 - Climate Control Retention	136
70-8215AMP	Toyota	Toyota Avalon Radio Relocation Harness 2005-2010	136
70-8405	Daewoo	Daewoo 1999-2002 - Plugs into OEM Radio	126
70-8590	BMW	BMW 1990-2002 - Plugs into Car Harness	137
70-8591	BMW	BMW 3 Series/7 Series 1992-2001 M Coupe 1998-2000 M3 Coupe 1998 Z3 1997-2002	137
70-8900	Subaru	Subaru Loyale 19090-1994 DL & GL 1985-1989 - Plugs into Car Harness	134
70-8901	Subaru	Subaru 1990-UP - Plugs into Car Harness	134
70-8902	Subaru	Subaru With Premium Sound 2012-UP	134
70-9003	VW	Volkswagen 2002-UP Radio Harness Adaptor	137/138
70-9220	Volvo	Volvo 1993-2003 - Plugs into Car Harness	137
70-9221	Volvo	Volvo S60 2001-UP S80 1999-UP V70/XC/Crosscountry 2001-UP - Plugs into Car Harness	137
70-9400	Land Rover	Land Rover 1998-2001 Discovery Harness - Amp Integration Harness	135
70-9401	Land Rover/Mercedes	Land Rover Discovery 1999-2004/Mercedes 1999-2004 Non-Amp - Plugs into Car Harness	135
70-9500	Land Rover/Jaguar	Land Rover 2005-UP/Jaguar 2003-UP	135
70-9800	Harley-Davidson	Harley Davidson Touring Models 1998-2013	127

PRODUCT LOCATOR

PART NUMBER	MAKE	DESCRIPTION	PAGE
TURBO WIRES			
71-1002	Jeep	Jeep/Eagle 1988-1996 - Plugs into OEM Radio	118
71-1003	Kia	KIA 1995-2003 - Plugs into OEM Radio	131
71-1004	Hyundai	Hyundai/KIA 2005-UP - Plugs into OEM Radio	129
71-1398	Toyota	Toyota 1982-1987 Daihatsu 1989-1992 - Plugs into OEM Radio	135
71-1677-1	General Motors	General Motors 1973-1993 - Plugs into OEM Radio	123
71-1720	Honda	Honda/Acura 1986-1998 - Plugs into OEM Radio	127
71-1721	Honda	Honda/Acura 1998-UP - Plugs into OEM Radio	128
71-1722	Honda	Honda Civic (excluding DX model) 2006-2010 - Plugs into OEM Radio	128
71-1729	Honda	Honda Harness 2008-UP	128
71-1731	Honda	Honda Civic 2016-UP	129
71-1736	Hyundai	Hyundai 1986-1994 - Plugs into Original Equipment Radio	129
71-1743	Mitsubishi	Chrysler/Plymouth/Dodge/Mitsubishi/Imports 1987-1996 - Plugs into OEM Radio	117
71-1761	Toyota	Toyota/Scion 1987-UP - Plugs into OEM Radio	135
71-1763	Nissan	Nissan 1984-1994 - Plugs into OEM Radio	133
71-1770	Ford	Ford/Lincoln/Mercury/Mazda 1985-2004 - Plugs into OEM Radio	119
71-1771	Ford	Ford/Lincoln/Mercury/Mazda 1998-2008 - Plugs into OEM Radio	119
71-1772	Ford	Ford/Lincoln/Mercury 1982-1985 - Plugs into OEM Radio	119
71-1777	Ford	Ford Focus 2000-2004 Mercury Cougar 1999-2002 - Plugs into OEM Radio	120
71-1781	Mazda	Mazda 1986-1989 Ford Festiva 1988-1993 Mercury Tracer 1988-1990 - Plugs into OEM Radio	131
71-1782	Geo	Geo 1985-1997 Chevrolet Metro 1995-1999 Chevrolet Spectrum 1985-1989	123
71-1782	Geo	Honda Passport 1994-1995 Isuzu 1985-1995 - Plugs into OEM Radio	123
71-1784	VW	Volkswagen 1980-2007 - Plugs into Original Equipment Radio	138
71-1817	Chrysler	Chrysler/Plymouth/Dodge/Jeep 1984-2005 - Plugs into OEM Radio	117
71-1817	Jeep	Chrysler/Plymouth/Dodge/Jeep 1984-2005 - Plugs into OEM Radio	117
71-1858	General Motors	General Motors 1988-2005 - Plugs into OEM Radio	124
71-1858-1	General Motors	General Motors 1988-2005 - Plugs into Car Harness	124
71-2001	General Motors	General Motors 1994-2004 - Plugs into OEM Radio	124
71-2002	General Motors	Saturn 2000-2005 - Plugs into OEM Radio	127
71-2003-1	General Motors	General Motors - Plugs into Car Harness	125
71-2102	General Motors	Saturn 2004-2005 - Plugs into OEM Radio	127
71-2103-1	General Motors	General Motors 2004-2007	125
71-2103T	General Motors	Malibu T Harness 2004-2006/ Aveo 2007-2009/ pontiac G3 Wire Harness	126
71-2104	General Motors	General Motors 2006-UP - Plugs into OEM Radio	126
71-2105	General Motors	General Motors 2006-UP - Plugs into Car Harness	126
71-2106	General Motors	General Motors 2010-UP	126
71-2107	General Motors	General Motors Full Size Trucks And Suv's 2015-UP	126
71-2202	General Motors	Saturn Ion and Vue 2006-2007 - Replacement Wire Harness	127
71-5520	Ford	Ford/Lincoln/Mercury 2003-UP - Plugs into OEM Radio	121
71-5520-1	Ford	Ford/Lincoln/Mercury 2003-UP - Plugs into OEM Radio	121
71-7552	Nissan	Nissan Maxima/Versa 2007-UP	133
71-5524	Ford	Ford Lincoln 2011-UP	122
71-5600	Ford	Ford/Lincoln 1995-1998 Premium Sound System - Plugs into OEM Radio	122
71-6502	Chrysler	Chrysler 2002-2009 - Plugs into OEM Radio	117
71-6522	Chrysler	Chrysler 2007-UP - Plugs into OEM Radio	118
71-6523	Chrysler	Chrysler / Dodge 2013-UP - Plugs into factory radio	118
71-6524	Chrysler	Chrysler / Dodge 2013-UP - Plugs into factory radio	118
71-7001	Mitsubishi	Mitsubishi 1992-UP Dodge Stealth 1994-1996 - Plugs into Oem Radio	132
71-7005	Mitsubishi	Mitsubishi 2007-UP - Plugs into OEM Radio	132
71-7300	Hyundai	Hyundai 1991-2002 - Plugs into OEM Radio	129
71-7301	Hyundai	Hyundai 1999-2006 - Plugs into OEM Radio	130
71-7302	Hyundai	Hyundai Santa Fe 2007-2009 - Plugs into OEM Radio	130
71-7303	Hyundai	Hyundai Kia 2009-UP	130
71-7304	Hyundai	Hyundai/KIA Harness 2009-UP	130
71-7306	Hyundai/Kia	Hyundai/Kia OEM Harness 2016-UP	130
71-7550	Nissan	Nissan 1995-2007 - Plugs into OEM Radio	133
71-7712	Honda	Honda Passport 1996-2002 Isuzu 1995-2004 - Plugs into OEM Radio	129
71-7901	Mazda	Mazda 1990-2001 - Plugs into OEM Radio	131

PRODUCT LOCATOR

PART NUMBER	MAKE	DESCRIPTION	PAGE
TURBO WIRES			
71-7903	Mazda	Mazda 2001-UP- Plugs into OEM Radio	131
71-7992	Suzuki	Suzuki 1995-2003 - Plugs into OEM Radio	134
71-8112	Toyota	Toyota/Lexus 1991-2001 - Plugs into OEM Radio	136
71-8113	Toyota	Toyota 1999-UP	136
71-8590	BMW	BMW 1990-2002 - Plugs into OEM Radio	137
71-8901	Subaru	Subaru 1990-UP- Plugs into OEM Radio	134
71-9003	VW	Volkswagen 2002-UP - Plugs into OEM Radio	138
71-9003-1	European	European OEM 2000-UP - Plugs into OEM Radio	138
71-9006	Volkswagen	Volkswagen 2014-UP - Plugs into OEM Radio	138
71-9221	Volvo	Volvo S60 2001-UP S80 1999-UP V70/XC/Crosscountry 2001-UP - Plugs into OEM Radio	137
71-9600	Harley Davidson	Harley Davidson 1998-2013	127
71-9700	Harley Davidson	Harley Davidson-2014-UP - Plugs into OEM Radio	127
72-1002	Jeep	Jeep / Eagle Speaker Harness 1984-2002	139
72-4500	General Motors	General Motors Speaker Harness 1983-UP	139
72-4530	General Motors	General Motors / Chrysler Speaker Harness 1996	139
72-4568	General Motors	General Motors Speaker Harness 1988-UP	139
72-5500	Ford	Ford Speaker Harness 1985-1998	139
72-5510	Ford	Ford Speaker Harness 1982-1988	139
72-5512	Ford	Ford Speaker Harness 1987-UP	140
72-5600	Ford	Ford Speaker Harness 1998-UP	140
72-5602	Ford	Ford / Mazda Speaker Harness 2011-UP	140
72-6512	Chrysler	Chrysler Speaker Harness 1990-UP	139
72-6514	Chrysler	Chrysler / Dodge Speaker Harness 1990-UP *-SPEAKER-Position	139
72-7300	Hyundai	Hyundai / Kia Speaker Harness 2011-UP - 2-Position	140
72-7301	Hyundai	Hyundai / Kia Speaker Harness 2011-UP - 4-Position	140
72-7302	Hyundai/Kia	Hyundai/Kia 2016-UP	138
72-7400	Nissan	Nissan Speaker Harness 1982-UP	140
72-7401	Nissan	Nissan Speaker Connections 1994-2009	140
72-7800	Honda	Honda Speaker Harness 1982-UP	140
72-7901	Mazda	Mazda Speaker Harness 1990-UP	140
72-7902	Mazda	Mazda 1998-up Chrysler/Dodge/Jeep/Hyundai Speaker Harness 2004-UP	139
72-8104	Toyota	Toyota Speaker Harness 1987-UP	140
72-9002	BMW/Audi/Mercedes	BMW 1999-2006/AUDI 2000-2002/MERCEDES 1997-UP	139
72-9003	Audi	Audi 1996-2001	139
72-9300	Euro	Euro / Mazda / Nissan Speaker Harness 1987-2011	140
72-9301	Euro	Euro / Toyota / Mitsubishi Speaker Harness 1982-2003	140
AL16-0001	Alpine	16 pin	141
AL2X8-0001	Alpine	16 pin	141
CL16-0001	Clarion	16 pin	141
CL2X8-0001	Clarion	16 pin	141
CL2X9-0001	Clarion	18 pin	141
EC2X8-0001	Eclipse	16 pin	141
JV16-0001	JVC	16 pin	141
JV2X8-0001	JVC	16 pin	141
KN16-0001	Kenwood	16 pin	142
KN22-0001	Kenwood	16 pin	142
PA01-0001	Panasonic	16 pin	142
PA16-0001	Panasonic	16 pin	142
PR01-0001	Pioneer	16 pin	142
PR04-0001	Pioneer	16 pin	142
PR16-0001	Pioneer	16 pin	142
PR2000-0001	Pioneer	16 pin	142
PR2X8-0001	Pioneer	16 pin	142
SY16-0001	Sony	16 pin	142
SY18-0001	Sony	18 pin	142
SY2X8-0001	Sony	18 pin	142
INSTALLER WORKS			



PRODUCT LOCATOR

PART NUMBER	MAKE	DESCRIPTION	PAGE
TURBO WIRES			
81-4300	Speaker Baffles	Universal 5 1/4" or 6 1/2"	143
81-6900	Speaker Baffles	Universal 6" x 9"	143
82-1011	Speaker Adaptors	Jeep Wrangler 1997-2006	143
82-1012	Speaker Adaptors	Jeep Wrangler 1997-2006	143
82-1013	Speaker Adaptors	Jeep Wrangler 1997-2006	143
82-3002	Speaker Adaptors	All General Motors Full-Size Pickups and Sport Utilities 95-05 Adapts 5 1/4" or 6 1/2"	144
82-3004	Speaker Adaptors	General Motors Trucks 2014	144
82-3005	Speaker Adaptors	General Motors Trucks 2014	144
82-3006	Speaker Adaptors	General Motors Multi 2005-UP	144
82-3010	Speaker Adaptors	Chevrolet Camaro 2010-UP	144
82-3013	Speaker Adaptors	Chevrolet Corvette 1997-2004	144
82-3014	Speaker Adaptors	Chevrolet Corvette Front Doors 2005-2013	144
82-3015	Speaker Adaptors	Chevrolet Corvette C7 2014-UP	144
82-3016	Speaker Adaptors	Chevrolet Camaro 2016-UP	144
82-3017	Speaker Adaptors	Chevrolet Camaro 2016-UP	144
82-3018	Speaker Adaptors	Chevrolet Camaro 2016-UP	144
82-3043	Speaker Adaptors	Chevrolet S-10/T-10 GMC Sonoma Truck 94-04/Blazer/Jimmy 95-04 / Isuzu Hombre 96-01 Adapts 5 1/4" or 6 1/2"	145
82-3048	Speaker Adaptors	Chevrolet/General MotorsC Full Size Van 1996-2005 Adapts 5 1/4" or 6 1/2"	145
82-3300	Speaker Adaptors	Chevrolet Cavalier Pontiac Sunfire 1995-2004 Adapts 5 1/4" or 6 1/2"	145
82-3307	Speaker Adaptors	Chevrolet Equinox 2005-UP/GMC Terrain 2005-UP/Pontiac Torrent 2006-2009/Saturn Vue 2002-2009	145
82-4201	Speaker Adaptors	Toyota/Chrysler Multiple	145
82-4202	Speaker Adaptors	Universal Speaker Adapter	145
82-4203	Speaker Adaptors	Universal Speaker Adapter	145
82-4300	Speaker Adaptors	Universal 1" Plastic Spacer Rings	145
82-4301	Speaker Adaptors	Universal 1/2" Spacer Rings for installation of 6" to 6.75"	145
82-4400	Speaker Adaptors	Universal 1/2" Plastic Spacer Rings	145
82-4401	Speaker Adaptors	Universal 1" Spacer for installation of 6" to 6.75"	145
82-4600	Speaker Adaptors	Universal 6.5" Speaker Adaptors	146
82-5600	Speaker Adaptors	Ford/Mercury/Mazda Fits 5 1/4" or 6 1/2" Hole to a Ford 6"x8" Opening	146
82-5601	Speaker Adaptors	Universal 5 1/4" Speaker and 3/4" to 2" Tweeter to 5"x7" Hole	146
82-5602	Speaker Adaptors	Ford Explorer 2011-UP for installation of 6"x9" Aftermarket Speakers	146
82-5603	Speaker Adaptors	Ford Explorer 2011-UP for installation of 6" to 6.75" Aftermarket speakers	146
82-5604	Speaker Adaptors	Ford Transit Connect Front Doors 2014-UP	146
82-5605	Speaker Adaptors	Ford F-150 Rear Doors 2015-UP	146
82-5606	Speaker Adaptors	Ford F-150 Front Doors 2015-UP 6"x9"	146
82-5607	Speaker Adaptors	Ford F-150 Front Doors 2015-UP 6" to 6-3/4"	147
82-5608	Speaker Adaptors	Ford Transit 2015-UP	147
82-6600	Speaker Adaptors	5 1/4" or 6 1/2" Chrysler/Cirrus 95-00/Concorde 98-01	147
82-6600	Speaker Adaptors	Dodge Dakota 97-04/Stratus 95-01/Neon 95-05/Plymouth:Breeze 96-99	147
82-6601	Speaker Adaptors	Chrysler Multi	147
82-6602	Speaker Adaptors	Dodge Dakota/Durango 1997-2004	147
82-6900	Speaker Adaptors	Universal 6"x9" Plastic Spacers	147
82-6901	Speaker Adaptors	Universal 5 1/4" or 6 1/2" Speaker and 3/4" to 2" Tweeter to 6"x9" Hole	147
82-6902	Speaker Adaptors	Universal 1/2" X 6"x9" Stackable Plastic Spacers	147
82-7300	Speaker Adaptors	Hyundai/ Kia Front and Rear Multi	148
82-7301	Speaker Adaptors	Hyundai Genesis Coupe 2010-UP	148
82-7302	Speaker Adaptors	Hyundai/Kia Multi Front and Rear	148
82-7303	Speaker Adaptors	Hyundai/Kia Multi 2015-UP	148
82-7400	Speaker Adaptors	Nissan Infiniti Multi 2000-UP	148
82-7401	Speaker Adaptors	Infiniti G37 2008-13	149
82-7500	Speaker Adaptors	Mazda/Ford/Nissan Adapts 5 1/4" or 6 1/2" to Oversized OEM 6 1/2"	149
82-7501	Speaker Adaptors	Mazda Multi-Application front door adapter 2013-UP	149
82-7803	Speaker Adaptors	Honda Accord 98-UP/Civic 01-05/VW Jetta 98-05 Adapts 5 1/4" or 6 1/2"	149
82-7805	Speaker Adaptors	Honda Civic 2006-2011 for installation of 6" to 6.75" Aftermarket Speakers	150
82-8147	Speaker Adaptors	Toyota Multi 2002-UP for installation of 6" to 6.75" Aftermarket Speakers	150
82-8148	Speaker Adaptors	Toyota Toyota / Lexus / Scion 1998-UP for installation of 6" to 6.75" Aftermarket Speakers	150
82-8149	Speaker Adaptors	Toyota Camry 2012-UP for installation of 6x9" Aftermarket Speakers	150

PRODUCT LOCATOR

PART NUMBER	MAKE	DESCRIPTION	PAGE
INSTALLER WORKS			
82-8150	Speaker Adaptors	Toyota Camry 2012-UP for installation of 6" to 6.75" Aftermarket Speakers	150
82-8700	Speaker Adaptors	Freightliner Sprinter Front Doors 2014-Up/Mercedes Sprinter Front Doors 2014-UP	150
82-8900	Speaker Adaptors	Subaru Legacy 2005-2009	150
82-8901	Speaker Adaptors	Subaru WRX 2016-UP	150
82-9303	Speaker Adaptors	BMW 3-Series 1999-2010	151
82-9600	Speaker Adaptors	Harley Davidson Touring Models 1996-2013 for installation of 6" to 6.5" Aftermarket Speakers	151
82-9601	Speaker Adaptors	Harley Davidson Touring Models 1996-2013 for installation of 6.5" to 6.75" Aftermarket Speakers	151
85-9008	Grills	Universal Steel Woofer Grille 8"	151
85-9010	Grills	Universal Steel Woofer Grille 10"	151
85-9012	Grills	Universal Steel Woofer Grille 12"	151
85-9015	Grills	Universal Steel Woofer Grille 15"	151
85-HDW1	Grills	Woofer Grille Mounting Hardware	151
85-HDW2	Grills	Woofer Grille Mounting Clips	151
89-00-9025	Abs Plastic	8"x12" Universal ABS	152
89-00-9030	Abs Plastic	12"x12" Universal ABS Blank Gridplate	152
89-00-9031	Abs Plastic	12"x12" Universal ABS Blank Panel	152
89-00-9032	Abs Plastic	17"x21" Universal ABS	152
89-30-0125	Trim Rings	Universal Plastic DIN Trim Ring 1/8"	152
89-30-0250	Trim Rings	Universal Plastic DIN Trim Ring 1/4"	152
89-30-0900	Trim Rings	Universal Plastic DIN Trim Ring 4 Pack	152
89-30-0500	Trim Rings	Universal Plastic DIN Trim Ring 1/2"	152
89-30-0750	Trim Rings	Universal Plastic DIN Trim Ring 3/4"	152
89-30-3900	Trim Rings	Universal DIN Spacer 5/8"	152
89-40-0500	Trim Rings	ISO DIN Trim Ring 1/2"	152
89-50-0900	Universal	Universal Trim Rings	152
VXT40	Speaker Baffles	Universal 4" Round	143
VXT46	Speaker Baffles	Universal 4" x 6" Oval	143
VXT55	Speaker Baffles	Universal 5" - 5 1/4" Round	143
VXT57	Speaker Baffles	Universal 5" x 7" Oval Baffle	143
VXT60	Speaker Baffles	Universal 6 1/2" Round Large	143
VXT62	Speaker Baffles	Universal 6 1/2" Round Shallow Large	143
VXT65	Speaker Baffles	Universal 6 1/2" Round Small	143
VXT69	Speaker Baffles	Universal 6" x 9" Oval	143
AMMO-DISPLAY	Ammotenna Display	Ammotenna POP Counter Display	175
ARBL	Arrow Style Antenna	9" Hunting Arrow Replica Antenna with Fiberglass Mast in Kryptek Pontus	174
ARRT	Antenna	Reak Tree	173
ARLNG	Antenna	Mossy Oak	173
ARNC	Antenna	Mossy Oak	173
ALRT	Antenna	Real Tree	173
ARCF	Arrow Style Antenna	9" Hunting Arrow Replica Antenna with Fiberglass Mast in Carbon Fiber	174
ARPMG	Arrow Style Antenna	9" Hunting Arrow Replica Antenna with Fiberglass Mast in Muddy Girl	174
ARUS	Arrow Style Antenna	9" Hunting Arrow Replica Antenna with Fiberglass Mast in US Flag	174
ARWHT	Arrow Style Antenna	9" Hunting Arrow Replica Antenna with Fiberglass Mast in White	174
AW-FIN	Fin Antenna	AM/FM Shark Fin Antenna	165
AW-FMMODD	FM Modulator	FM Modulator	153
ST-002	Space Needle Style Ant	6" Silver Spacetenna Antenna Mast	175
ST-005	Space Needle Style Ant	6" Black Spacetenna Antenna Mast	175
30CF	Ammo Style Antenna	4.25" Billet Aluminum .30 Cal Replica Antenna Mast with Carbon Fiber Wrap	172
30FB	Ammo Style Antenna	4.25" Billet Aluminum .30 Cal Replica Antenna Mast in Flat Black	172
30GCF	Ammo Style Antenna	4.25" Billet Aluminum .30 Cal Replica Antenna Mast in Gold with Carbon Fiber Wrap	172
30GM	Ammo Style Antenna	4.25" Billet Aluminum .30 Cal Replica Antenna Mast in Gun Metal	172
30KN	Ammo Style Antenna	4.25" Billet Aluminum .30 Cal Replica Antenna Mast with Kryptek Neptune Camo Wrap	172
30PMG	Ammo Style Antenna	4.25" Billet Aluminum .30 Cal Replica Antenna Mast with Pink Muddy Girl Wrap	172
40-CR10	Adaptor	Chrysler/Dodge/Ford/General Motors 2006 Jeep Antenna Adaptor 2002 & Up	154
40-CR20	Adaptor	Chrysler/Dodge/Ford/General Motors 2006 Jeep Antenna Adaptor 2002 & Up	154
40-CR30	Adaptor Kit	Chrysler/Dodge/Ford/General Motors 2006 Jeep Antenna Adaptor 2002 & Up	154

PRODUCT LOCATOR

PART NUMBER	MAKE	DESCRIPTION	PAGE
ANTENNAWORKS®			
40-EU10	Adaptor	VW/BMW/European 2002-UP Antenna Adaptor	159
40-EU20	Adaptor	VW/BMW/European 2002-UP Antenna Adaptor	159
40-EU30	Adaptor Kit	VW/BMW/European 2002-UP Antenna Adaptor	159
40-EU55	Adaptor	VW/BMW/European 2002-UP Antenna Adaptor	159
40-EU56	Adaptor	European dual Fakra	159
40-EU56-36	Adaptor	European dual Fakra	159
40-EU66	Adaptor	European dual Fakra 2005-UP	159
40-FD10	Adaptor	Ford/Lincoln/Mercury 1995-2005 Antenna Adaptor	154
40-FD20	Adaptor	Ford/Lincoln/Mercury 1995-2005 Antenna Adaptor	154
40-FD30	Adaptor	Ford/Lincoln/Mercury 1995-2005 Antenna Adaptor	154
40-GM10	Adaptor	General Motors 1988-2008 Antenna Adaptor	154
40-GM12	Adaptor	General Motors 1988-2008 Antenna Adaptor	154
40-GM20	Adaptor	General Motors 1988-2008 Antenna Adaptor	154
40-GM21	Adaptor	General Motors 1988-2008 Antenna Adaptor	155
40-GM30	Adaptor	General Motors 1988-2008 Antenna Adaptor	155
40-GM31	Adaptor	General Motors 1988-2008 Antenna Adaptor	155
40-HD10	Adaptor	Honda/Acura Antenna Adaptor 2005-UP	155
40-HD10-L	Adaptor	Mazda Antenna Adaptor 2014-UP	155
40-HD11	Adaptor	Honda/Acura Antenna Adaptor 2009-UP	155
40-HD12	Adaptor	Honda / Acura Antenna Adaptor 2009-UP	155
40-HD13	Adaptor	Honda Antenna Adapter 2016-UP	155
40-HD20	Adaptor	Honda/Acura Antenna Adaptor 2005-UP	155
40-HD21	Adaptor	Honda/Acura Antenna Adaptor 2009-UP	155
40-HD22	Adaptor	Honda / Acura Antenna Adaptor 2009-UP	156
40-HD23	Adaptor	Honda Antenna Adapter 2016-UP	156
40-HD30	Adaptor	Honda/Acura Antenna Adaptor 2005-UP	156
40-HD31	Adaptor	Honda/Acura Antenna Adaptor 2009-UP	156
40-HD32	Adaptor	Honda/Acura Antenna Adaptor 2009-UP	156
40-HD33	Adaptor	Honda/Acura Antenna Adapter 2016-UP	156
40-KI10	Adaptor	KIA/KIA Amanti 2007-UP Antenna Adaptor	156
40-KI11	Adaptor	KIA/KIA Amanti 2007-UP Antenna Adaptor	156
40-KI20	Adaptor	KIA/KIA Amanti 2007-UP Antenna Adaptor	156
40-KI21	Adaptor	KIA/KIA Amanti 2007-UP Antenna Adaptor	157
40-KI30	Adaptor	KIA/KIA Amanti 2007-UP Antenna Adaptor	157
40-KI31	Adaptor	KIA/KIA Amanti 2007-UP Antenna Adaptor	157
40-LX10	Adaptor	Lexus Antenna Adaptor 2002-UP	157
40-LX11	Adaptor	Lexus Antenna Adaptor	157
40-LX20	Adaptor	Lexus Antenna Adaptor 2002-UP	157
40-LX21	Adaptor	Lexus Antenna Adaptor	157
40-LX30	Adaptor	Lexus Antenna Adaptor 2009-UP	157
40-LX31	Adaptor	Lexus Antenna Adaptor	157
40-NI10	Adaptor	Infiniti/Nissan 1987-2006 Antenna Adaptor	158
40-NI11	Adaptor	Infiniti/Nissan 1987-2006 Antenna Adaptor	158
40-NI12	Adaptor	Infiniti/Nissan 2007-UP Antenna Adaptor	158
40-NI20	Adaptor	Infiniti/Nissan 1987-2006 Antenna Adaptor	158
40-NI21	Adaptor	Infiniti/Nissan 1987-2006 Antenna Adaptor	158
40-NI22	Adaptor	Infiniti/Nissan 2007-UP Antenna Adaptor	158
40-NI30	Adaptor	Infiniti/Nissan 1987-2006 Antenna Adaptor	158
40-NI31	Adaptor	Infiniti/Nissan 1987-2006 Antenna Adaptor	158
40-NI32	Adaptor	Infiniti/Nissan 2007-UP Antenna Adaptor	158
40-SB10	Adaptor	Subaru Antenna Adaptor	159
40-SB10-18	Adaptor	18" antenna cable adaptor 2010-11 SUBURU LEGACY/OUTBACK W/OE NAV	159
40-SB20	Adaptor	Subaru Antenna Adaptor	159
40-SB30	Adaptor	Subaru Antenna Adaptor	159
40-SIRXM	Adaptor	Universal OE Satellite Radio Antenna Adapter	166
40-SIRXM-17	Adaptor	Universal OE Satellite Radio Antenna Adapter	166
40-UV40	Adaptor	Universal Antenna Connectors	161

PRODUCT LOCATOR

PART NUMBER	MAKE	DESCRIPTION	PAGE
ANTENNAWORKS®			
40-UV41	Adaptor	Universal Antenna Adaptor	161
40-UV42	Adaptor	Universal Antenna Adaptor	161
40-UV43	Adaptor	Universal Antenna Adaptor	161
40-UV44	Adaptor	Universal Antenna Adaptor	161
40-UV45	Connector	Universal Antenna Connectors	161
40-VL10	Adaptor	Volvo 1999-UP Antenna Adaptor	160
40-VL20	Adaptor	Volvo 1999-UP Antenna Adaptor	160
40-VL30	Adaptor	Volvo 1999-UP Antenna Adaptor	160
40-VW10	Adaptor	Audi/BMW/Mercedes/VW 1988-2005 Antenna Adaptor	160
40-VW12	Adaptor	Audi/BMW/Mercedes/VW 1988-2005 Antenna Adaptor	160
40-VW21	Adaptor	Audi/BMW/Mercedes/VW 1988-2005 Antenna Adaptor	161
40-VW30	Adaptor	Audi/BMW/Mercedes/VW 1988-2005 Antenna Adaptor	161
40-VW53	Adaptor	Audi/VW 1997-2002 Antenna Adaptor	161
40-VW54	Adaptor	Audi/VW 1997-2002 Antenna Adaptor	161
44-ANT10	Antenna	48" Flexible Wire Dipole Antenna	168
44-CR190B	Antenna	Dodge Ram Truck 1995-UP Antenna	169
44-CR72	Antenna	Jeep Comanche/Cherokee/Wagoneer 1985-1996 Antenna	169
44-CR88	Antenna	Chrysler Multi-Application Antenna	169
44-EC12	Extension	12"/30cm Extension Cable	162
44-EC120	Extension	120"/305cm Extension Cable	162
44-EC12R	Extension	12"/30cm Right Angle Extension Cable	162
44-EC144	Extension	144"/366cm Extension Cable	162
44-EC18	Extension	18"/46cm Extension Cable	162
44-EC204	Extension	204"/518cm Extension Cable	162
44-EC24	Extension	24"/61cm Extension Cable	162
44-EC240	Extension	240"/610cm Extension Cable	162
44-EC36	Extension	36"/91cm Extension Cable	162
44-EC48	Extension	48"/122cm Extension Cable	162
44-EC6R	Extension	6"/15cm Right Angle Extension Cable	162
44-EC72	Extension	72"/182cm Extension Cable	162
44-EC96	Extension	96"/244cm Extension Cable	162
44-FD80	Antenna	Ford 1965-UP Universal Rectangular Base Antenna	169
44-FD810	Antenna	Ford 1965-UP Universal Rectangular Base Antenna	169
44-GM92	Antenna	Chevrolet/General Motors C Full Size Truck 1500, 2500, 3500 1988-1998 Antenna	169
44-GM92B	Antenna	Chevrolet/General Motors C Full Size Truck 1500, 2500, 3500 1988-1998 Antenna	169
44-GM935	Antenna	General Motors 1982-UP Multi-Applications Antenna	169
44-GM935B	Antenna	General Motors 1982-UP Multi-Applications Antenna	169
44-GM94B	Antenna	General Motors Trucks and Vans Antenna	169
44-HD98	Antenna	Geo Prizm 93-UP Storm 90-93 Civic 92-UP Toyota Corolla SR5 88-91 Isuzu Stylus 90-91	170
44-MAUA200	Antenna	Marine Amplified Glass Mount Antenna White	165
44-MAUS07R	Antenna	Marine Amplified Glass Mount Antenna White	167
44-PW20	Power Antenna	Fully Automatic 6/BX Power Antenna	153
44-PW22	Power Antenna	Fully Automatic 6/BX Power Antenna	153
44-PW22B	Power Antenna	Fully Automatic 6/BX Power Antenna	153
44-PW530	Power Antenna	Fully Automatic 6/BX Power Antenna	153
44-PWEC157	Power Antenna	Power Antenna Extension Cable - Fits Metra power antennas and Harada MX22	153
44-PWR20	Replacement Mast	Replacement Mast for 44-PW20	153
44-PWR20B	Replacement Mast	Replacement Mast for 44-PW20	153
44-PWR22	Replacement Mast	Replacement Mast for 44-PW12/44-PW12B/44-PW22/44-PW22B	153
44-PWR22B	Replacement Mast	Replacement Mast for 44-PW12/44-PW12B/44-PW22/44-PW22B	153
44-PWR64	Replacement Mast	Replacement Mast for 44-PW530/44-PW64	153
44-RM02	Replacement Mast	Aluminum Replacement Mast	164
44-RM02B	Replacement Mast	Anodized Replacement Mast	164
44-RM1R	Replacement Mast	Universal Black Rubber Replacement Mast	163
44-RM22	Replacement Mast	Universal Replacement Mast	163
44-RM22B	Replacement Mast	Universal Black Replacement Mast	163
44-RMCA	Replacement Mast	14" Conductive Rubber Mast with Mossy Oak Break-up Country Hydro Dip	163

PRODUCT LOCATOR

PART NUMBER	MAKE	DESCRIPTION	PAGE
ANTENNAWORKS®			
RT-RMCA	Replacement Mast	14" Conductive Rubber Mast with Realtree Xtra Hydro Dip	163
44-RMMC1	Replacement Mast	Harley Davidson Replacement Mast 1998-2013	166
44-RMMC2	Replacement Mast	INDIAN VICTORY Replacement Mast 2012-UP	166
44-RMOE	Replacement Mast	16 Inch Wire Wound Fiberglass Oem Replacement Mast	164
44-RMSR	Replacement Mast	7 Inch Rubber Oem Replacement Mast	164
44-RMWW	Replacement Mast	8 Inch Wire Wound Rubber OEM Replacement Mast	164
44-RMCFR3	Replacement Mast	13 Inch Cf Water Transfer Print-Roof or Fender	164
44-RMCF	Replacement Mast	4 Inch Carbon Fiber Roof Mount Replacement Mast	164
44-RMCA	Replacement Mast	14" Conductive Rubber Mast with Mossy Oak break-up country-hydro-dip	163
44-SHSH	Replacement Mast	8 Inch Black Steel Replacement Mast	164
44-RMF2	Replacement Mast	Wire Winding Replacement Mast	163
44-SHTB	Replacement Mast	14 In Mast General Motors/Ford/Chry/Japn Bl	163
44-SHTS	Replacement Mast	DbI Blstr Repl Mst General Motors/Fd/Chry	163
44-STUB	Replacement Mast	3 inch Black Rubber Replacement Mast	164
44-SIXM	XM/Sirius	Magnet/Adhesive Mount	166
44-TY205	Antenna	Geo Prizm 90-92 Subaru Impreza 93-95 Loyale 90-94 Toyota Camry Corolla 84-UP	170
44-TY205	Antenna	GTS FX16 1987-1990 Paseo 1992-UP Tercel 1987-UP	170
44-TY23	Antenna	Toyota Truck/4Runner 89-95 Camry 83-86 Celica Supra 83-85 Antenna	170
44-UA20	Amplified Antenna	Amplified Hide-Away Antenna	165
44-UA200	Amplified Antenna	Amplified Glass Mount Antenna	165
44-UA205	Amplified Antenna	Amplified Glass Mount Antenna	165
44-UA25	AM/FM Antenna	On-Glass Micro Screen AM/FM Antenna	165
44-UA30	Amplified Antenna	Amplified Roof Mount Antenna	165
44-UA40	Amplified Antenna	Amplified Roof Mount Antenna	165
44-UA42	Amplified Antenna	Amplified Roof Mount Antenna	165
44-UA44	Amplified Antenna	Amplified Roof Mount Antenna	165
44-UA46	Amplified Antenna	Amplified Roof Mount Antenna	165
44-UA50	Amplified Antenna	Universal Amplified Antenna	165
44-UA60	Amplified Antenna	Antenna Amplifier	165
44-UL09	Key Lock	Universal Retractable Antenna	166
44-UL10	Key Lock	Mazda RX7 1978-96 Universal Retractable Antenna	166
44-UL105	Antenna	BMW/Mercedes/Jaguar/Peugeot/Porsche Antenna	170
44-UL15	Key Lock	Universal Retractable Antenna	166
44-UM53	Universal Antenna	Universal Mirror Mount Antenna	166
44-UP21	Universal Antenna	Toyota/Universal Pillar Mount Antenna	167
44-UP58	Universal Antenna	Universal Pillar Mount Antenna	167
44-US01R	Universal Antenna	Universal Rubber Antenna	167
44-US03R	Universal Antenna	Universal Rubber Antenna	167
44-US07R	Universal Antenna	Universal Rubber Antenna	167
44-UST3	Universal Antenna	Universal Antenna	167
44-UST9	Universal Antenna	Universal Antenna	167
44-US30	Universal Antenna	Universal Antenna	167
44-US401	Universal Antenna	Jeep CJ-7 1974-1978 Antenna	168
44-US502	Universal Antenna	Jeep CJ-7 1979-1986 Wrangler 1985-1996 Antenna	168
44-US51B	Universal Antenna	Jeep CJ-7 1979-1986 Wrangler 1985-1996 Antenna	168
44-US71	Universal Antenna	Universal Antenna	167
44-UT03R	Universal Antenna	Universal Rubber Antenna	168
44-UT06R	Universal Antenna	Universal Rubber Antenna	168
44-UT10	Universal Antenna	Universal Antenna	168
44-UT30	Universal Antenna	Universal Antenna	168
44-UT91	Universal Antenna	Universal Narrow Base Antenna	168
50CF	Ammo Style Antenna	5.5" Billet Aluminum .50 Cal Replica Antenna Mast with Carbon Fiber Wrap	171
50CFB	Ammo Style Antenna	5.5" Billet Aluminum .50 Cal Replica Antenna Mast with Black Carbon Fiber Wrap	171
50GD	Ammo Style Antenna	5.5" Billet Aluminum .50 Cal Replica Antenna Mast in Gold	171
50GM	Ammo Style Antenna	5.5" Billet Aluminum .50 Cal Replica Antenna Mast with Gun Metal Wrap	171
50HC	Ammo Style Antenna	5.5" Billet Aluminum .50 Cal Replica Antenna Mast with Mossy Oak Break-up Country Wrap	171
50KN	Ammo Style Antenna	5.5" Billet Aluminum .50 Cal Replica Antenna Mast with Kryptek Neptune Wrap	171

PRODUCT LOCATOR

PART NUMBER	MAKE	DESCRIPTION	PAGE
ANTENNAWORKS®			
50MC	Ammo Style Antenna	5.5" Billet Aluminum .50 Cal Replica Antenna Mast with Tiger Stripe Navy Camo Wrap	171
50PC	Ammo Style Antenna	5.5" Billet Aluminum .50 Cal Replica Antenna Mast with Kryptek Pontus Wrap	171
50PMG	Ammo Style Antenna	5.5" Billet Aluminum .50 Cal Replica Antenna Mast with Muddy Girl Wrap	171
50RT	Ammo Style Antenna	5.5" Billet Aluminum .50 Cal Replica Antenna Mast with RealTree Wrap	171
50US	Ammo Style Antenna	5.5" Billet Aluminum .50 Cal Replica Antenna Mast with U.S. Flag Wrap	171
50WF	Ammo Style Antenna	5.5" Billet Aluminum .50 Cal Replica Antenna Mast with Wildfire Wrap	171

TERMS+CONDITIONS

FREIGHT:

Freight on board (F.O.B.) from point of shipment.

CREDIT:

In order to establish a credit line with Metra, an application for credit must be submitted listing a minimum of two (2) trade references and a bank with their addresses and phone numbers and must be signed by a principal or authorized officer of the company. A credit line will be established by our credit Manager and must be maintained in a current status according to our terms (net 30 days). Credit not established or revoked requires remittance with order. Will be placed on any amounts that are 30 days or more past due.

RESALE TAX EXEMPTION CERTIFICATE:

California customers must provide a valid resale card before an order can be placed.

CLAIMS:

Title and risk of loss passes to buyer at F.O.B. Shipping point and all claims must be filed with Carrier. Any discrepancies must be reported to Metra within ten (10) days of receipt of shipment.

RETURNS:

All sales are final. No returns or exchanges will be allowed without prior written authorization from Metra. All returns are subject to a 20% handling charge, must be in a saleable condition, and must have been purchased within sixty (60) days of return request. No stock balancing permitted. Copies of invoices must be mailed in advance for any return authorization (R.A.).